



US00D470343S

(12) **United States Design Patent**
Stanton

(10) **Patent No.:** **US D470,343 S**

(45) **Date of Patent:** **** Feb. 18, 2003**

(54) **TABLE BASE**

(75) **Inventor:** **Shawn C. Stanton**, High Point, NC (US)

(73) **Assignee:** **Thomasville Furniture Industries, Inc.**, Thomasville, NC (US)

(**) **Term:** **14 Years**

(21) **Appl. No.:** **29/159,214**

(22) **Filed:** **Apr. 17, 2002**

(51) **LOC (7) Cl.** **06-03**

(52) **U.S. Cl.** **D6/480; D6/489**

(58) **Field of Search** D6/480-489, 495,
D6/496, 511, 477; 108/153.1, 155, 156,
157.1, 150, 161; 248/188, 188.1, 188.8

(56) **References Cited**

U.S. PATENT DOCUMENTS

D158,055 S	*	4/1950	D'Ambrosio	D6/489
D357,146 S	*	4/1995	Lewis	D6/484
D423,255 S	*	4/2000	O'Hare	D6/484
D438,032 S	*	2/2001	Cain	D6/484

OTHER PUBLICATIONS

Lane Spring 1965, p. 18, table at top right.*
Furniture Leg of Chippendale Mahogany Suite, p. 48 of
unknown source, circa 1760.
Table, Peter Gazeley, date unknown, available as of filing
date.

4352-20 Bird's Eye Center Table, Carlyle Collection brochure, Henredon Furniture, p. 11, 1998.

Algiers Pedestal Table, River Roads Collection brochure, Thomasville Furniture Industries, Inc., p. 17, 1998.

Provence Plant Stand, Renaissance Collection brochure, Thomasville Furniture Industries, Inc., p. 24, 1996.

Migonette Accessory Table, Bellasera Collection brochure, Thomasville Furniture Industries, Inc. p. 10, 2001.

African Queen Chairside Table, Hemingway Collection brochure, Thomasville Furniture Industries, Inc., p. 44, 2001.

* cited by examiner

Primary Examiner—Janice E. Seeger

(74) *Attorney, Agent, or Firm*—Womble Carlyle Sandridge & Rice, PLLC

(57) **CLAIM**

The ornamental design for a table base, as shown and described.

DESCRIPTION

FIG. 1 is a perspective view of a table base showing my new design;


FIG. 2 is a side elevational view, the opposite side being a mirror image thereof;

FIG. 3 is a side elevational view, the opposite side being a mirror image thereof; and,

FIG. 4 is a top view thereof.

The views of the table base not shown form no part of the claimed design.

1 Claim, 4 Drawing Sheets






FIG. 1

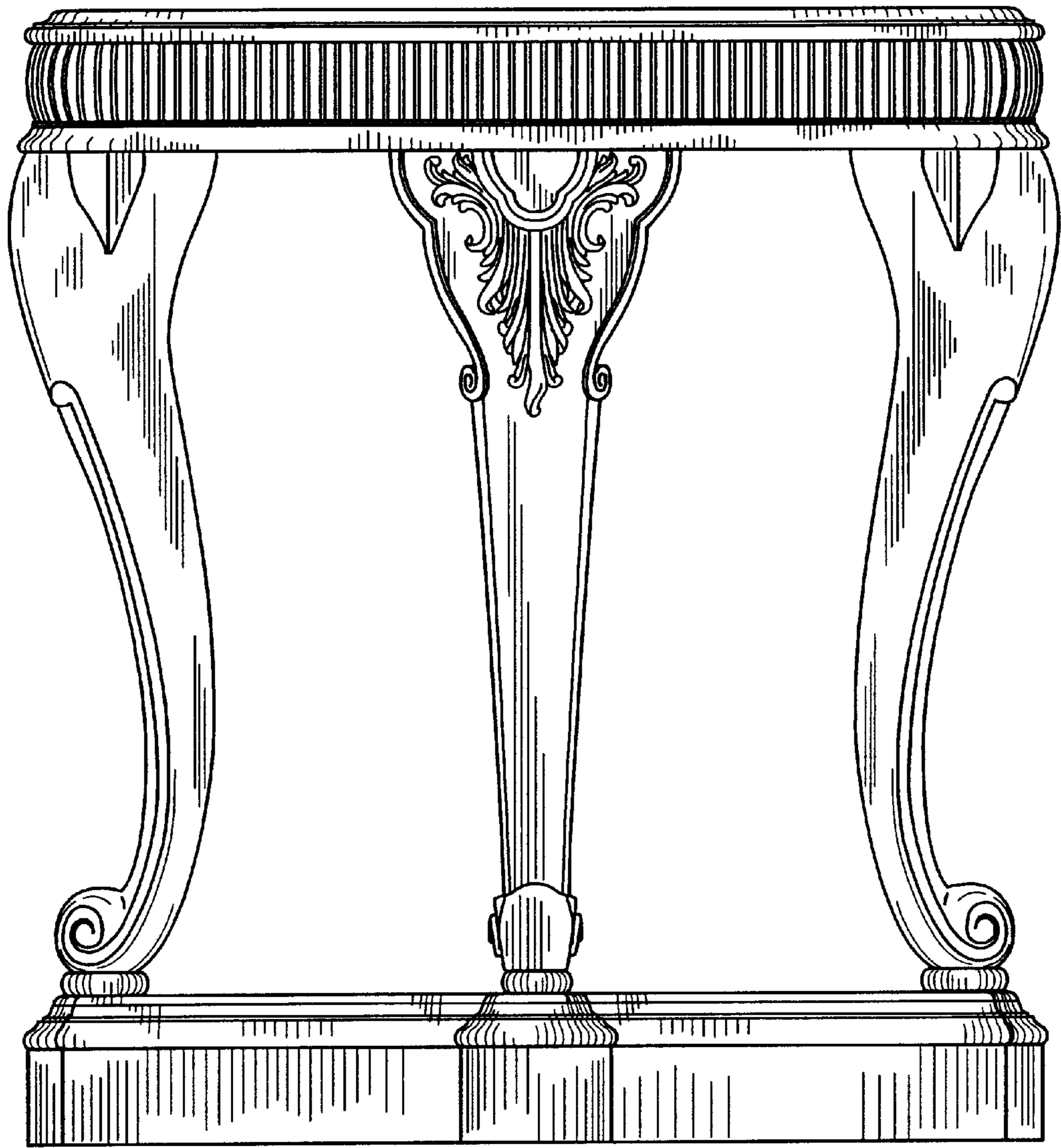


FIG. 2

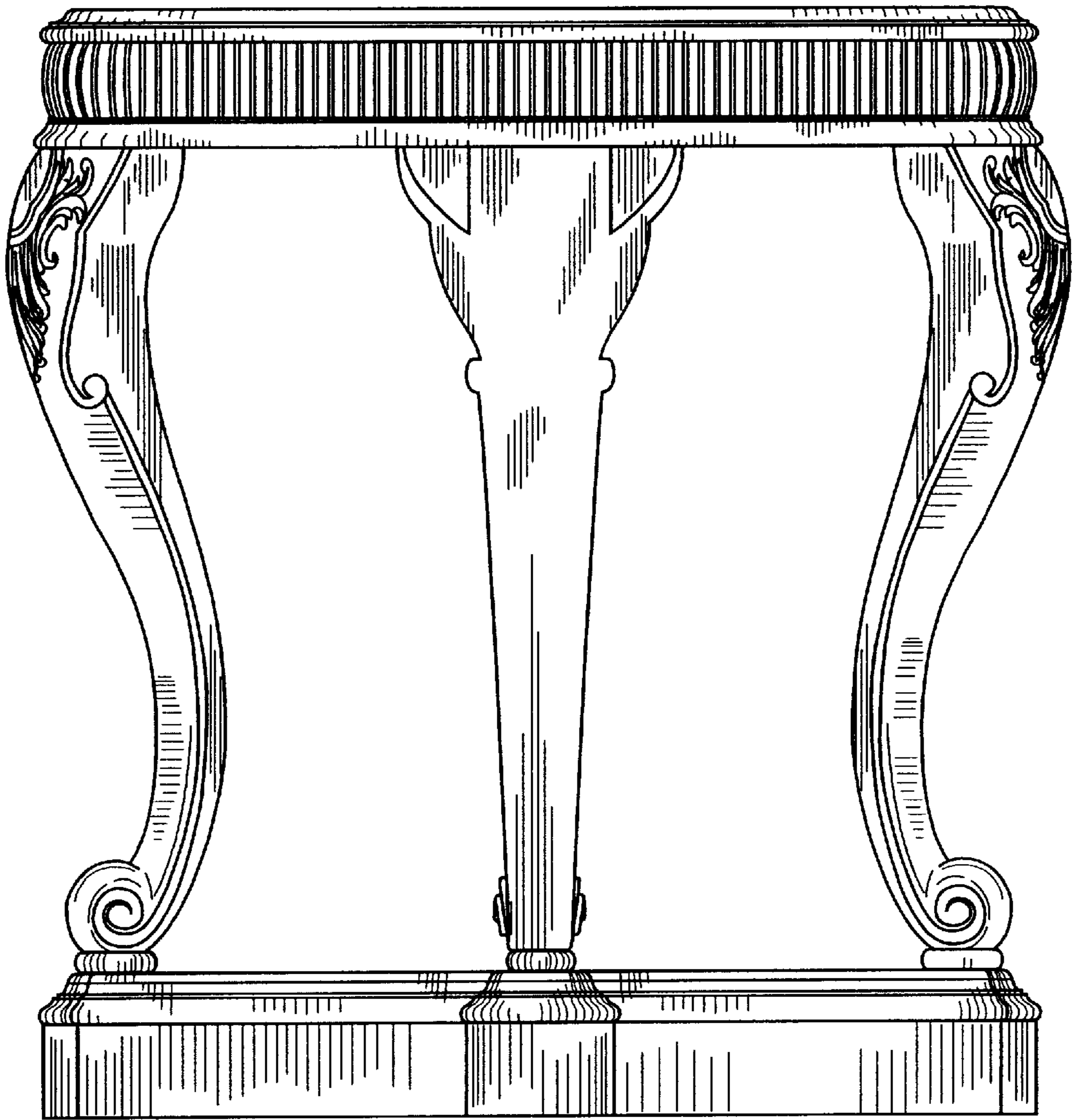


FIG. 3

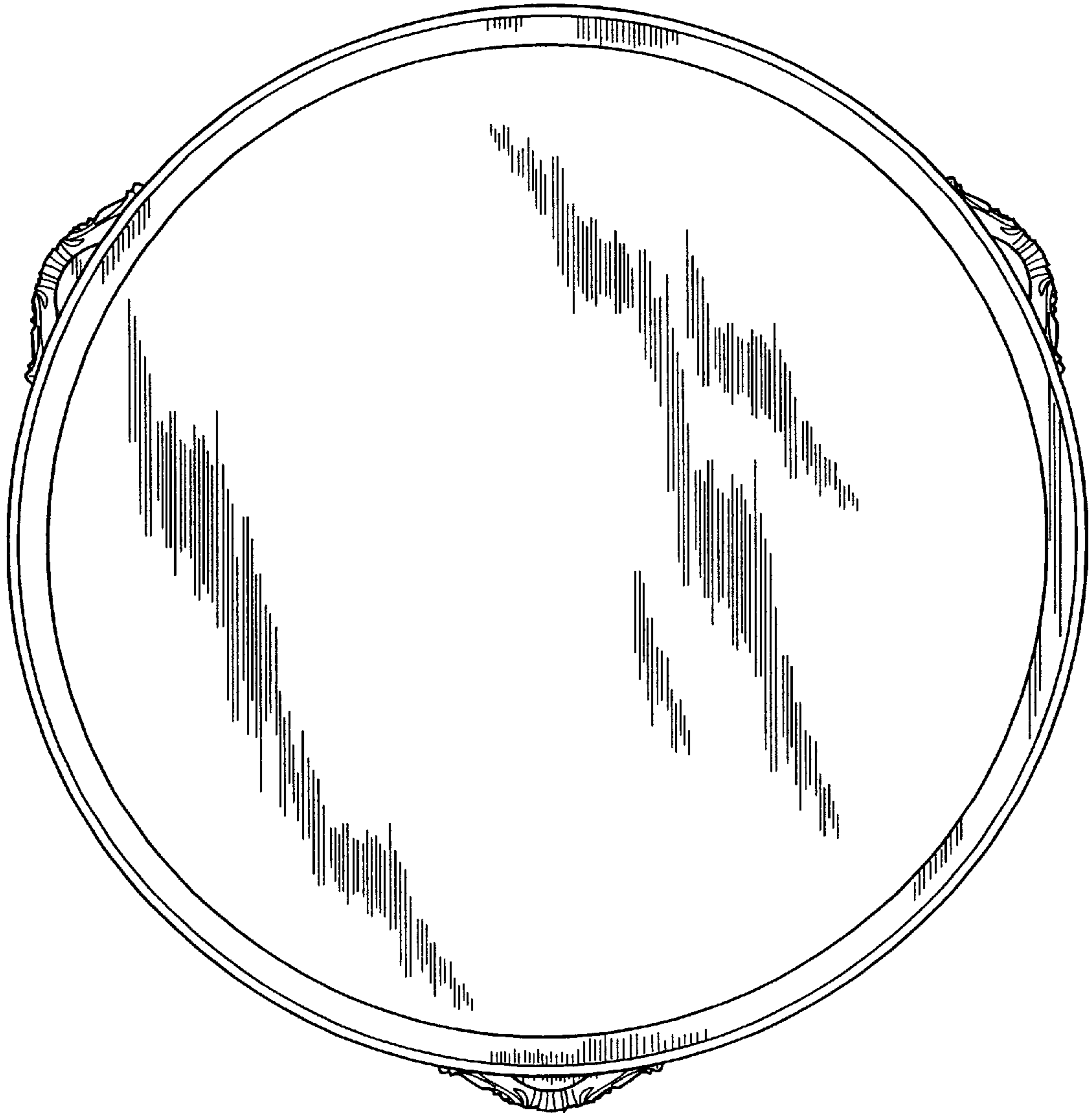


FIG. 4