



US00D470338S

(12) **United States Design Patent**
Licari

(10) **Patent No.:** **US D470,338 S**

(45) **Date of Patent:** **** Feb. 18, 2003**

(54) **MODULAR SHOE RACK**

(76) **Inventor:** **Yaffa Licari**, 1235 Easton Ave.,
Somerset, NJ (US) 08873

(**) **Term:** **14 Years**

(21) **Appl. No.:** **29/153,621**

(22) **Filed:** **Jan. 11, 2002**

(51) **LOC (7) Cl.** **06-04**

(52) **U.S. Cl.** **D6/464**

(58) **Field of Search** D6/409-415, 449,
D6/455-458, 461-462, 464-468, 474, 476;
211/13.1, 34, 37, 38, 106, 181.1

(56) **References Cited**

U.S. PATENT DOCUMENTS

- 4,463,853 A * 8/1984 Licari et al. 211/37
- 4,915,238 A * 4/1990 Cassel 211/37
- 4,981,221 A * 1/1991 Davis 211/37

- D318,196 S * 7/1991 Sheng D6/462
- D324,142 S * 2/1992 Cassel D6/462
- 5,103,985 A * 4/1992 Davis 211/37
- D384,224 S * 9/1997 Dickinson et al. D6/463
- D457,353 S * 5/2002 Klein et al. D6/467

* cited by examiner

Primary Examiner—Cathron C. Brooks

(74) *Attorney, Agent, or Firm*—Mathews, Collins,
Shepherd & McKay

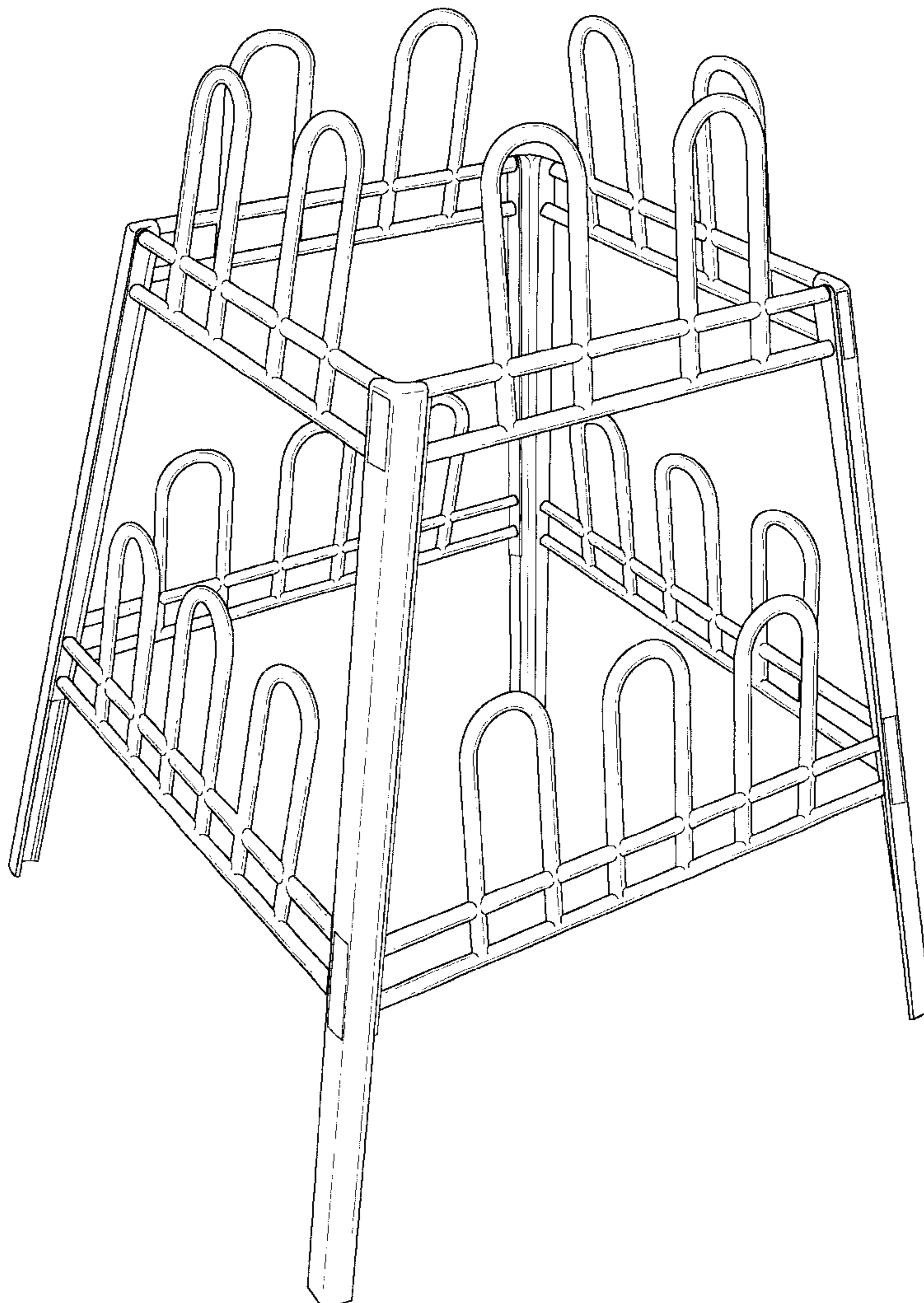
(57) **CLAIM**

The ornamental design for a modular shoe rack, as shown and described.

DESCRIPTION

FIG. 1 is a perspective view of the modular shoe rack;
FIG. 2 is a side view of the modular shoe rack;
FIG. 3 is a top view of the modular shoe rack; and,
FIG. 4 is a bottom view of the modular shoe rack.

1 Claim, 4 Drawing Sheets



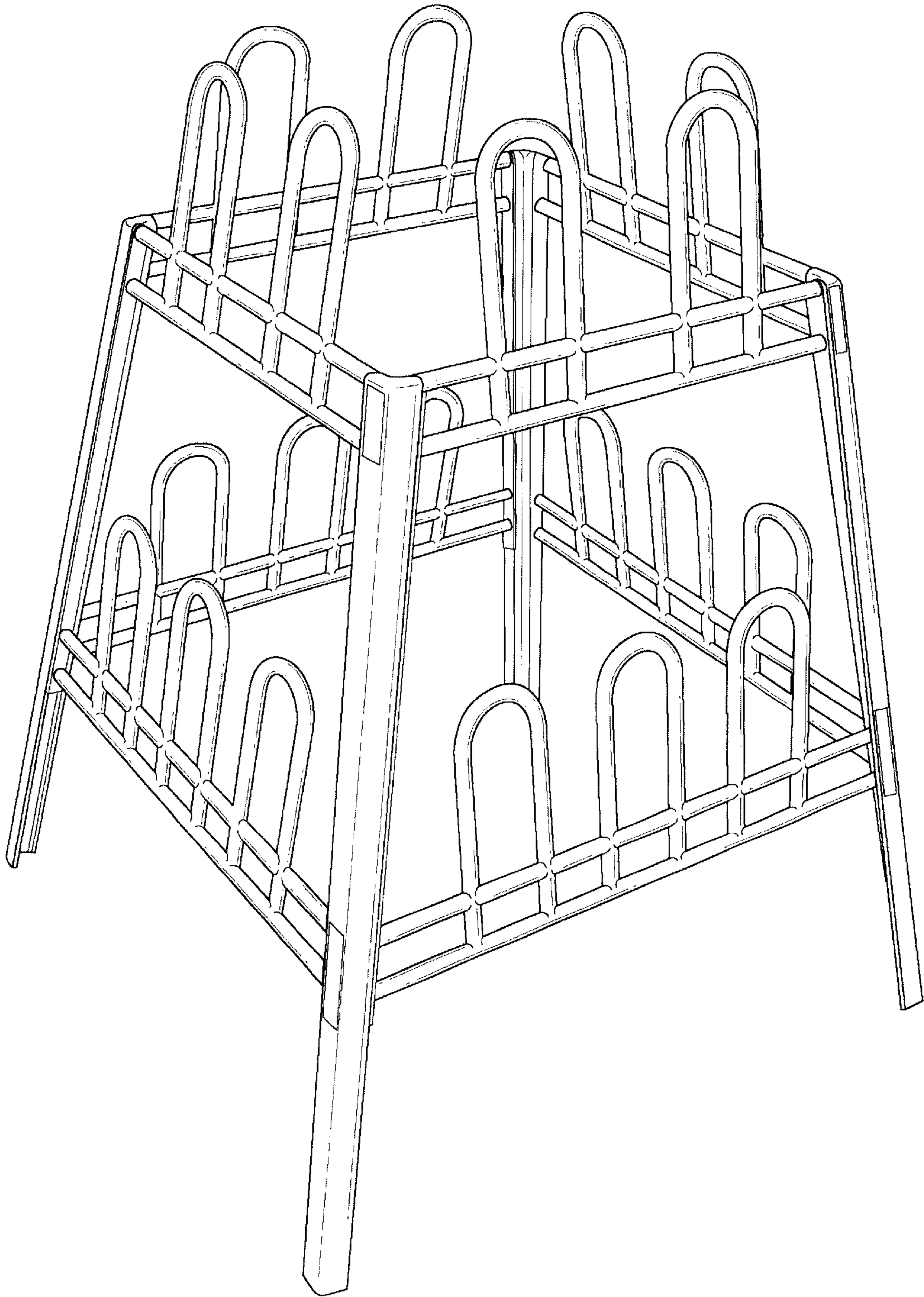


FIG. 1.




FIG. 2.

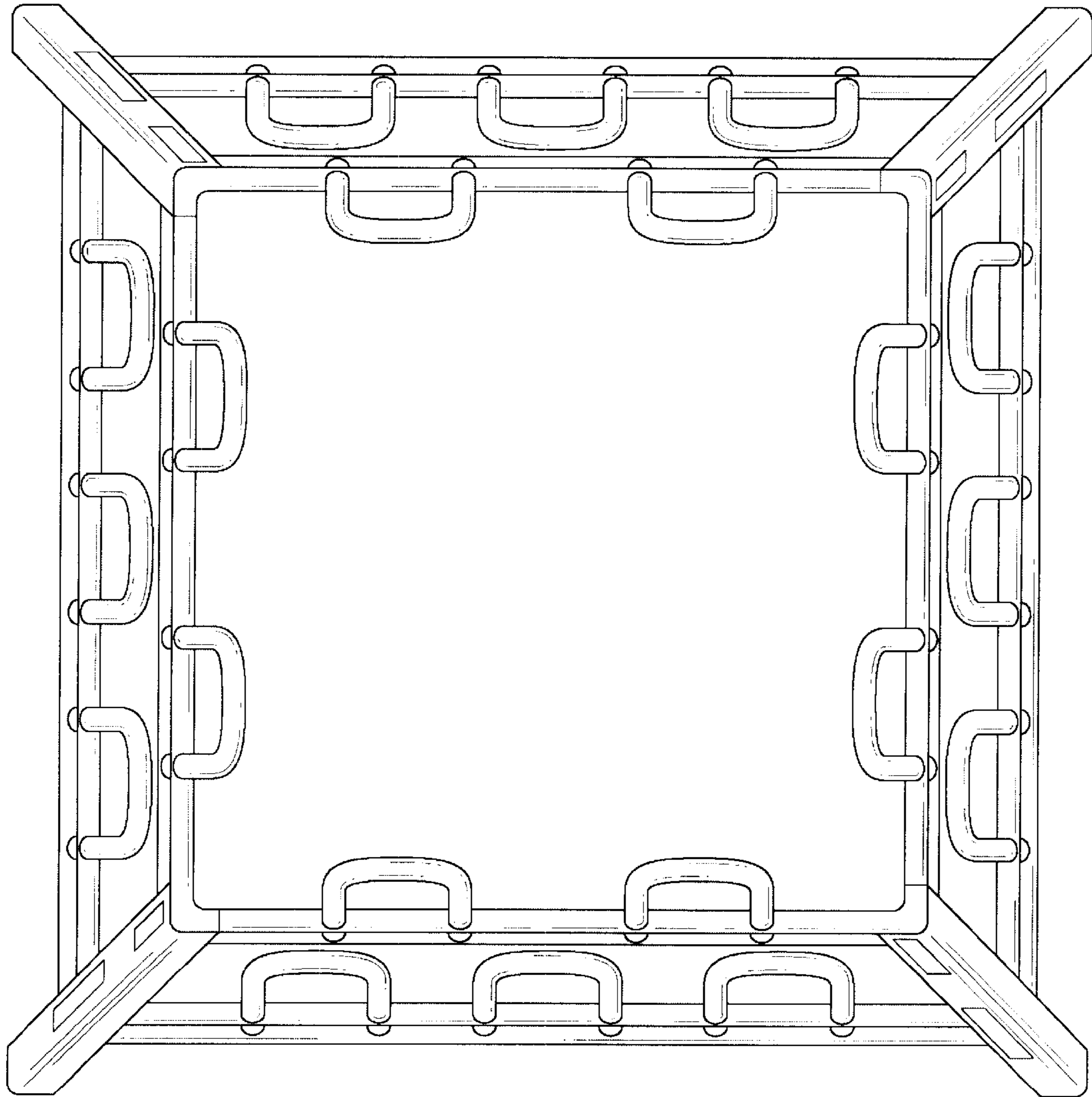


FIG. 3.

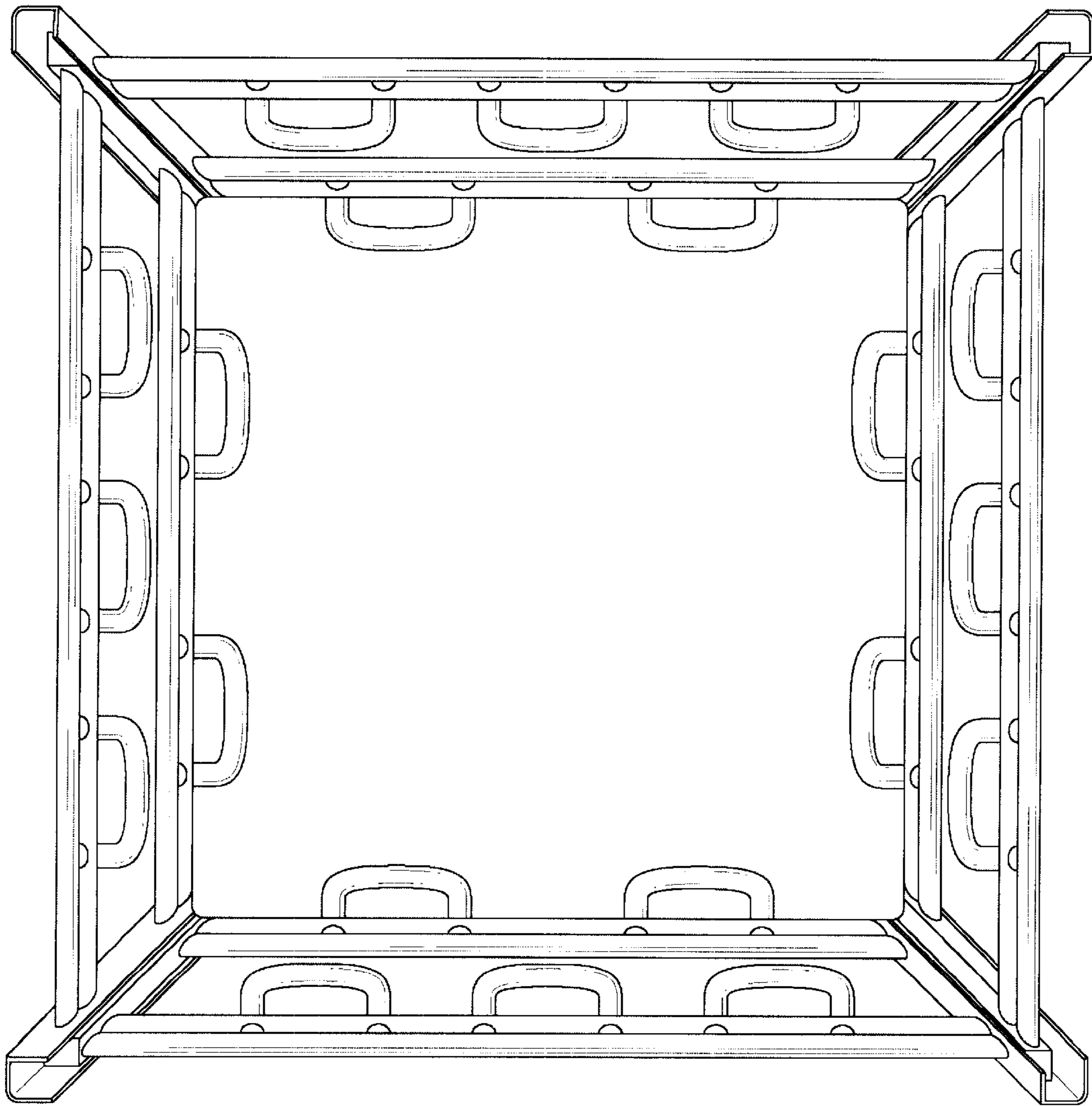


FIG. 4.