



US00D470332S

(12) **United States Design Patent**  
**Clucas et al.**

(10) **Patent No.:** **US D470,332 S**

(45) **Date of Patent:** **\*\* Feb. 18, 2003**

(54) **TOWEL RACK**

D317,686 S \* 6/1991 Kee ..... D6/410  
D450,947 S \* 11/2001 Walker ..... D6/410

(75) Inventors: **Michael P. Clucas**, Boothwyn, PA  
(US); **Jeffrey Harwanko**, Wilmington,  
DE (US)

**OTHER PUBLICATIONS**

Hold Everything, Chrome Towel Stand, p. 34, 1998.\*

(73) Assignee: **Zenith Products Corp.**, New Castle,  
DE (US)

\* cited by examiner

(\*\*) Term: **14 Years**

*Primary Examiner*—Cathron C. Brooks

(74) *Attorney, Agent, or Firm*—Edgar A. Zarins; Lloyd D.  
Doigan

(21) Appl. No.: **29/162,992**

(57) **CLAIM**

(22) Filed: **Jun. 25, 2002**

The ornamental design for a towel rack, as shown and  
described.

(51) **LOC (7) Cl.** ..... **06-04**

**DESCRIPTION**

(52) **U.S. Cl.** ..... **D6/410; D6/411; D6/462**

(58) **Field of Search** ..... D6/436, 437, 411,  
D6/455, 457-469, 410, 454, 524, 546;  
108/59, 91, 92, 149, 107, 181; 211/13.1,  
85.2, 78, 85.26, 205, 181.1, 182, 189, 34,  
37, 186, 187, 133.2

FIG. 1 is a perspective view of a towel rack showing our new  
design;

FIG. 2 is an view thereof, the opposite end being a mirror  
image of the end shown;

FIG. 3 is a side elevational view thereof, the opposite side  
being a mirror image of the side shown;

FIG. 4 is a top plan view thereof; and,

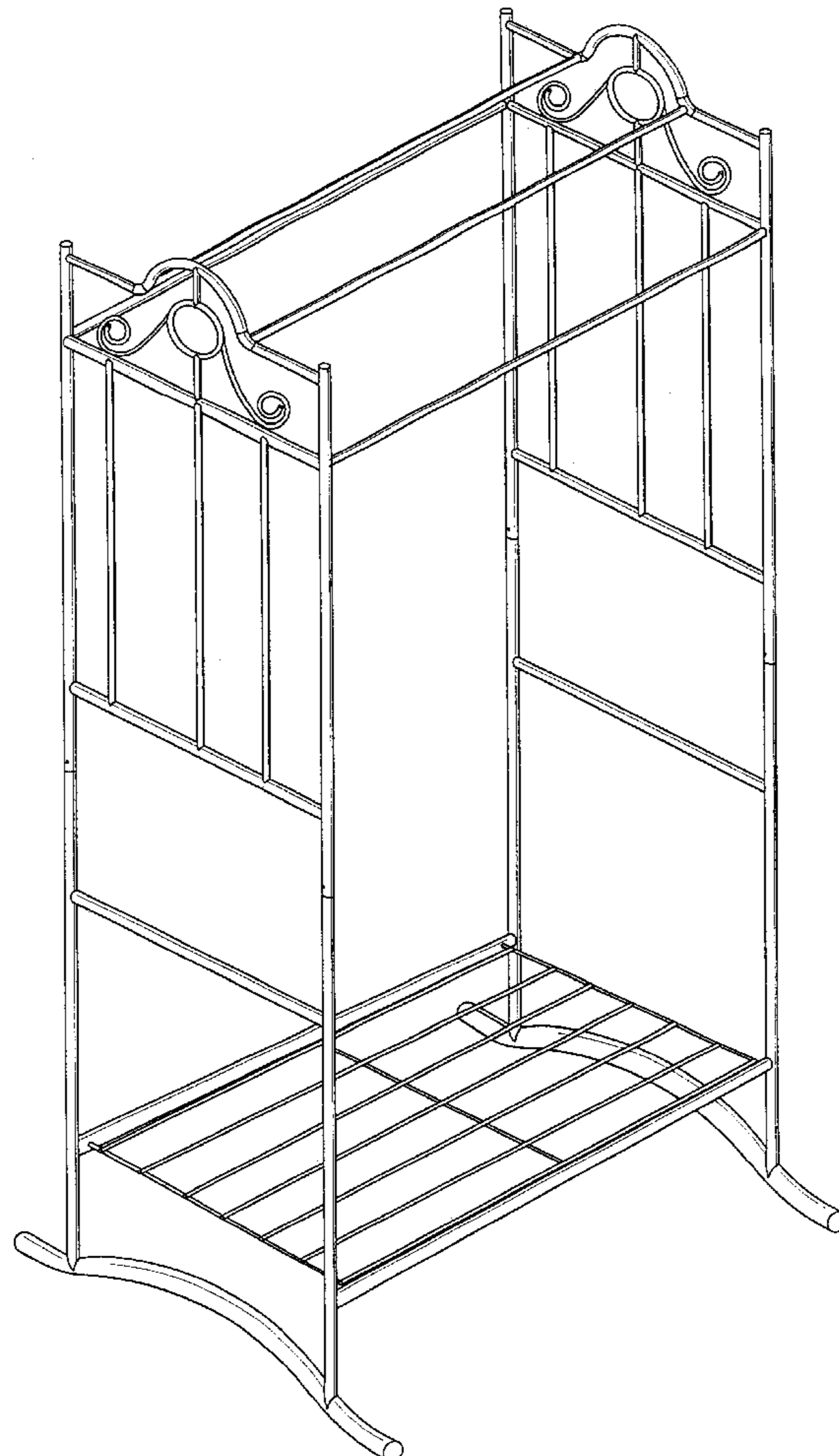
FIG. 5 is a bottom plan view thereof.

(56) **References Cited**

**U.S. PATENT DOCUMENTS**

D316,342 S \* 4/1991 Kee ..... D6/410

**1 Claim, 3 Drawing Sheets**



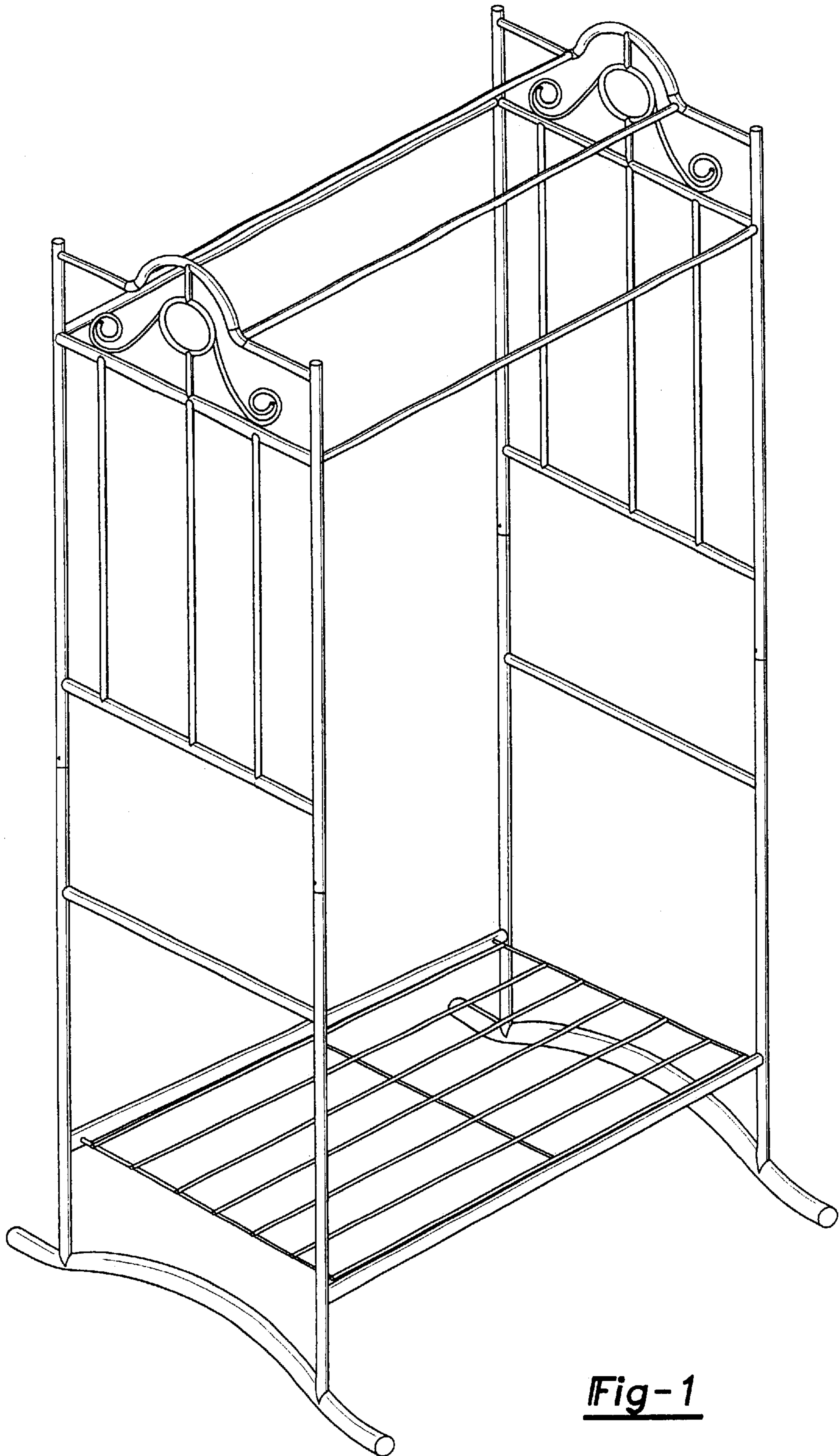


Fig-1

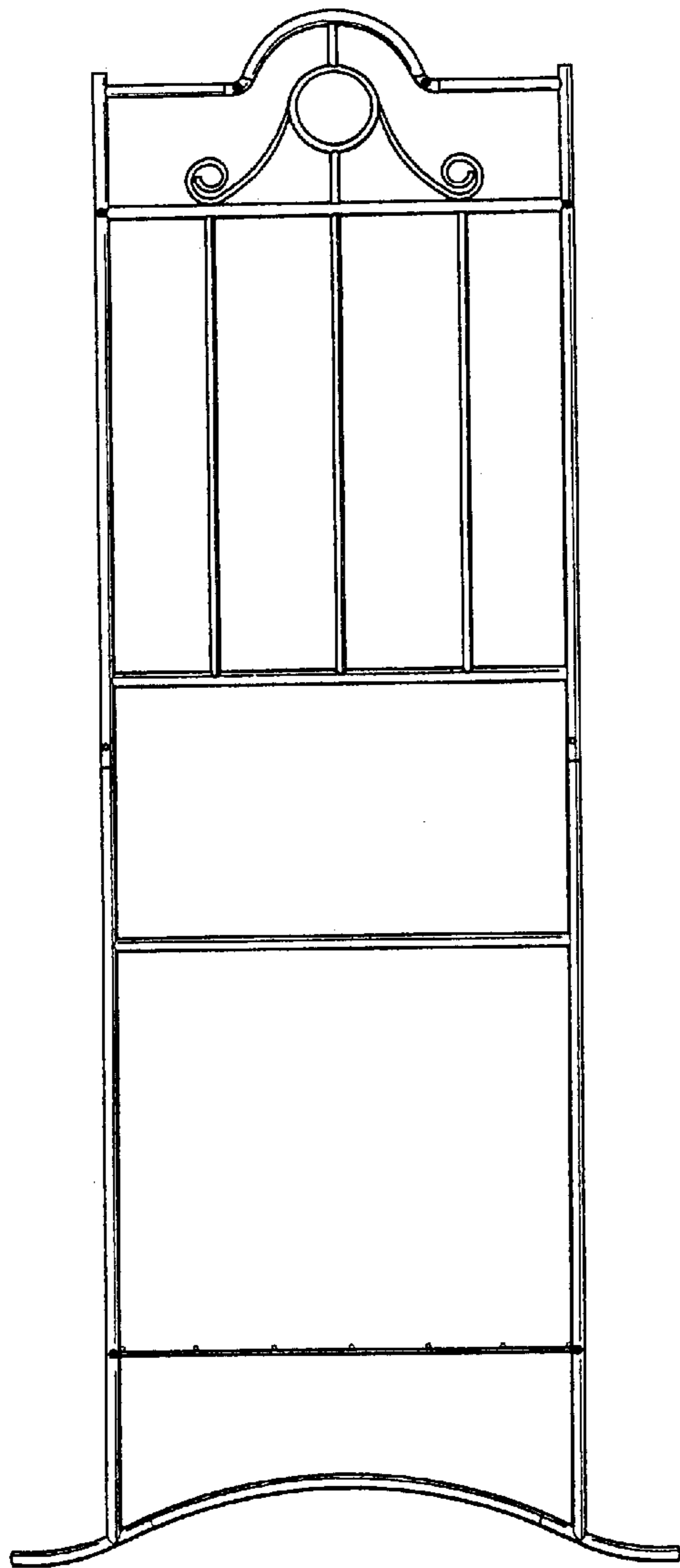



Fig-3

Fig-2






Fig-4

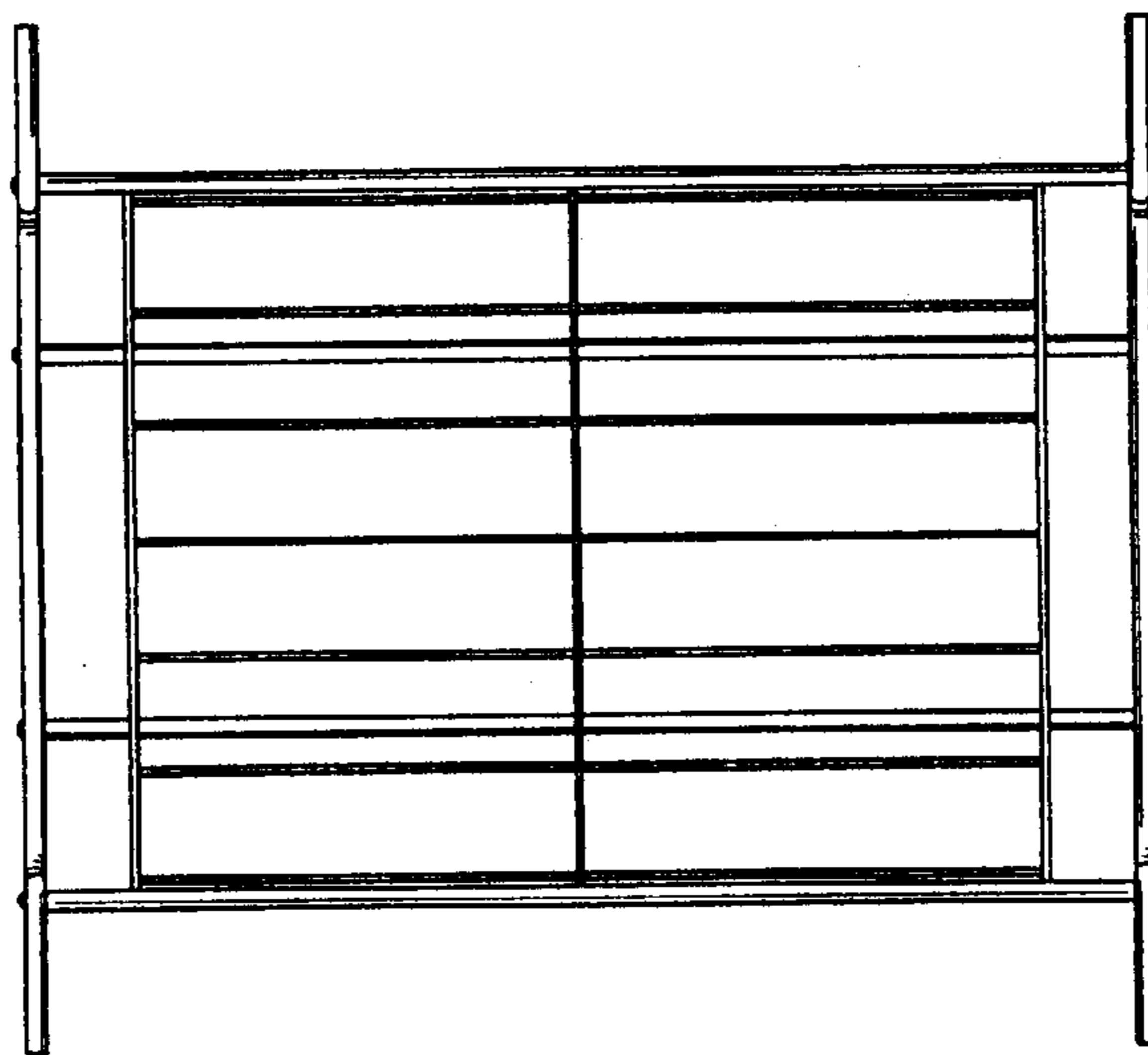


Fig-5