



US00D470319S

(12) **United States Design Patent**
Chalmers et al.

(10) **Patent No.:** **US D470,319 S**

(45) **Date of Patent:** **** Feb. 18, 2003**

(54) **CHAIR**

(75) Inventors: **Richard R. Chalmers**, Camden, ME
(US); **Gilbert V. Harper**, Cushing, ME
(US)

(73) Assignee: **Imagineering, Inc.**, Rockland, ME
(US)

(**) Term: **14 Years**

(21) Appl. No.: **29/161,662**

(22) Filed: **Jun. 3, 2002**

(51) **LOC (7) Cl.** **06-01**

(52) **U.S. Cl.** **D6/370**

(58) **Field of Search** D6/334, 370, 374,
D6/379, 380, 500, 501, 502; 297/445.1,
446.1, 452.63

(56) **References Cited**

U.S. PATENT DOCUMENTS

D212,470 S	*	10/1968	Rutter	D6/370
D224,635 S	*	8/1972	Yuenger	D6/370 X
D279,436 S	*	7/1985	Giorgetti	D6/370
D311,461 S	*	10/1990	Lee et al.	D6/380
D348,572 S	*	7/1994	Glass	D6/379
D416,717 S		11/1999	Chalmers et al.	D6/500
D417,103 S		11/1999	Chalmers et al.	D6/500
D417,104 S		11/1999	Chalmers et al.	D6/500
D417,105 S		11/1999	Chalmers et al.	D6/500

D417,569 S		12/1999	Chalmers et al.	D6/500
D419,342 S		1/2000	Chalmers et al.	D6/500
D430,748 S	*	9/2000	Chalmers et al.	D6/370

OTHER PUBLICATIONS

Weatherend Estate Furniture Retail Prices and Information,
Jan. 2000, pp. 1–11.

Weatherend Estate Furniture Retail Prices and Information,
Nov. 2000, pp. 1–22.

Weatherend Estate Furniture Brochure, 2000, pp. 1–36.
Chalmers et al., “Lounge Chair,” U.S. Design patent appli-
cation Ser. No. 29/161,663, filed Jun. 3, 2002.

* cited by examiner

Primary Examiner—Gary D. Watson

(74) *Attorney, Agent, or Firm*—Heslin Rothenberg Farley
& Mesiti P.C.

(57) **CLAIM**

The ornamental design for a chair, as shown and described.

DESCRIPTION


FIG. 1 is a perspective view of a chair comprising the new
design;

FIG. 2 is a front elevational view thereof;

FIG. 3 is a top view thereof; and,

FIG. 4 is a left side elevational view thereof, the right side
elevational view being a mirror image thereof.

1 Claim, 4 Drawing Sheets






FIG. 1

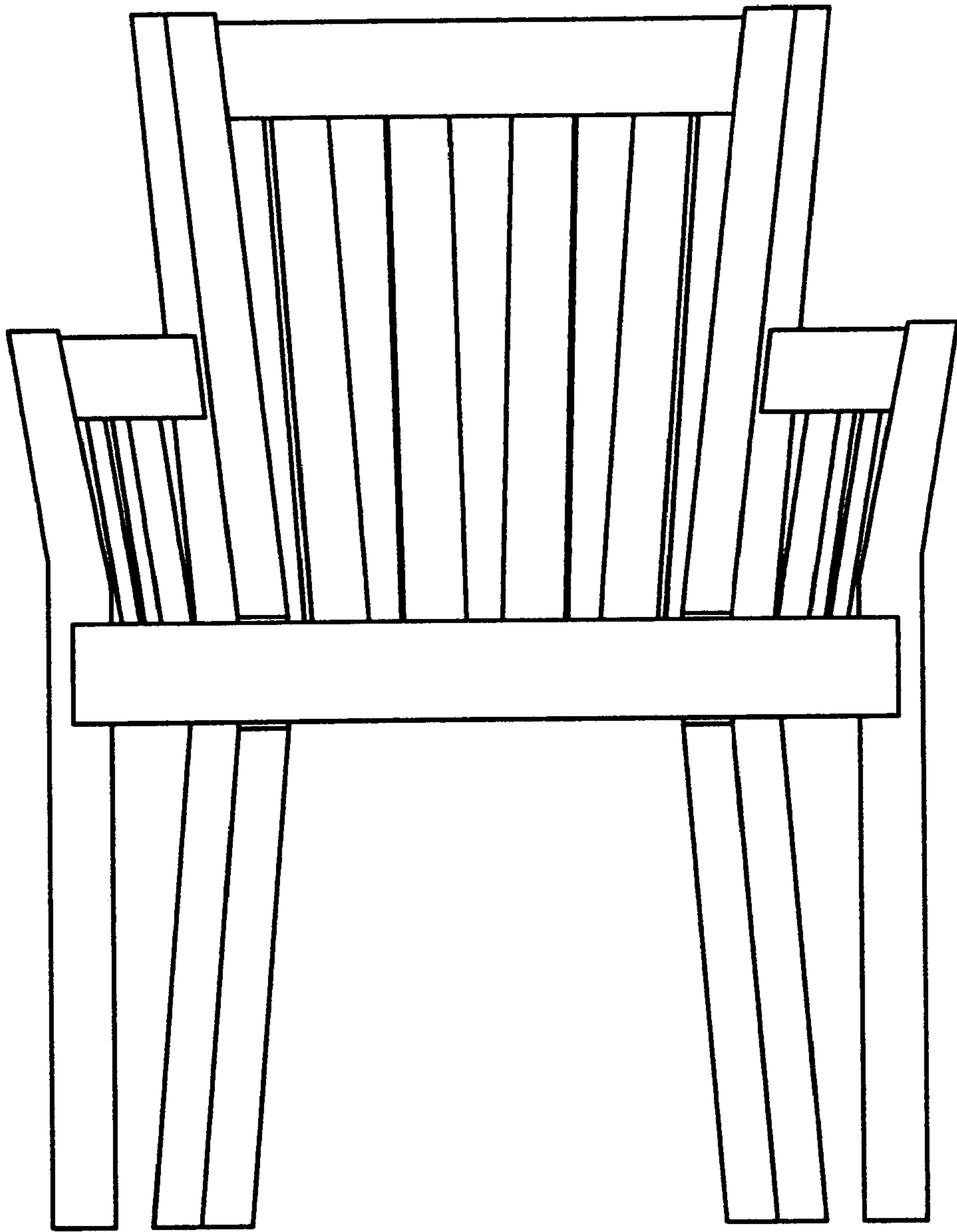


FIG. 2

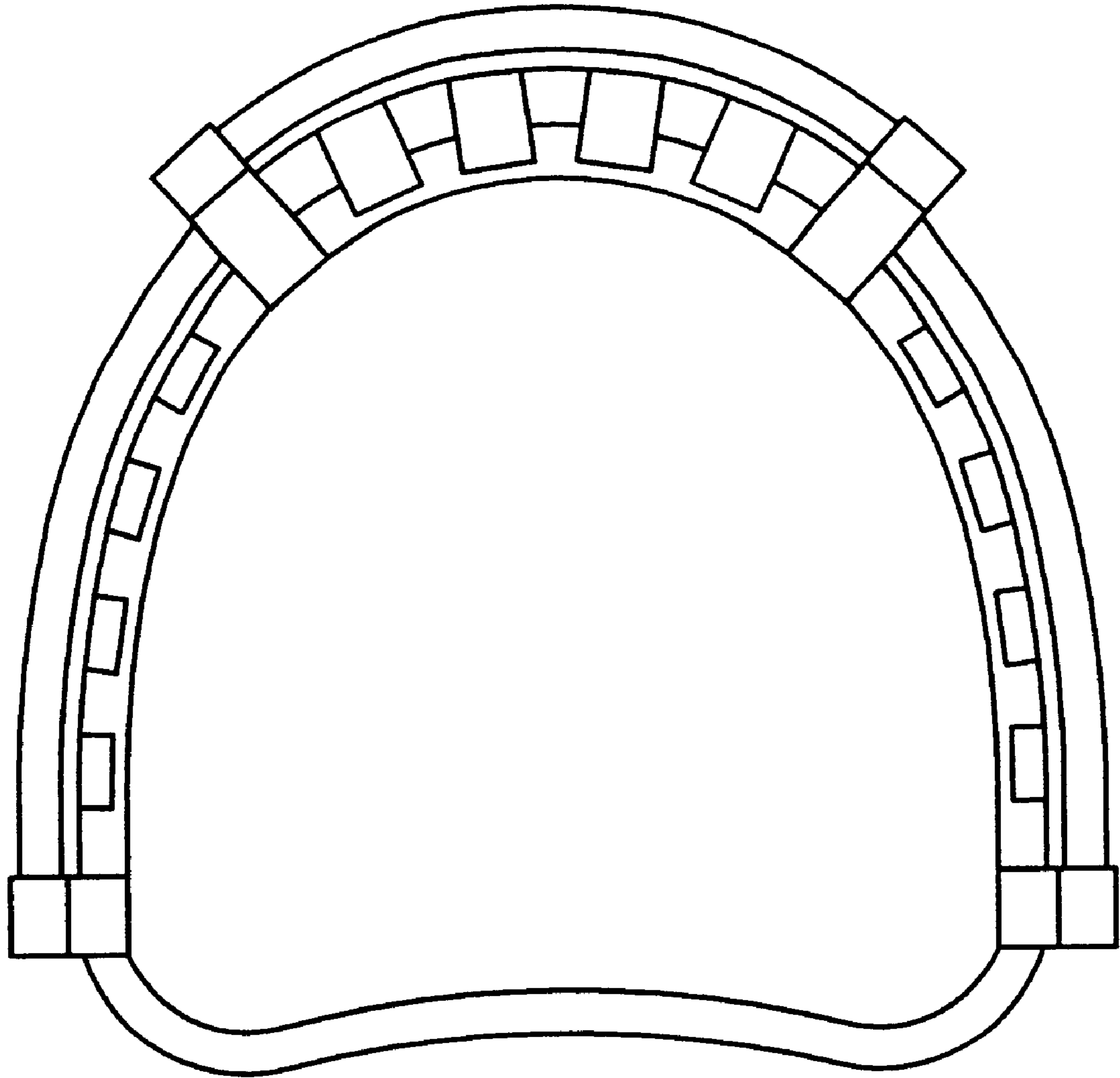


FIG. 3

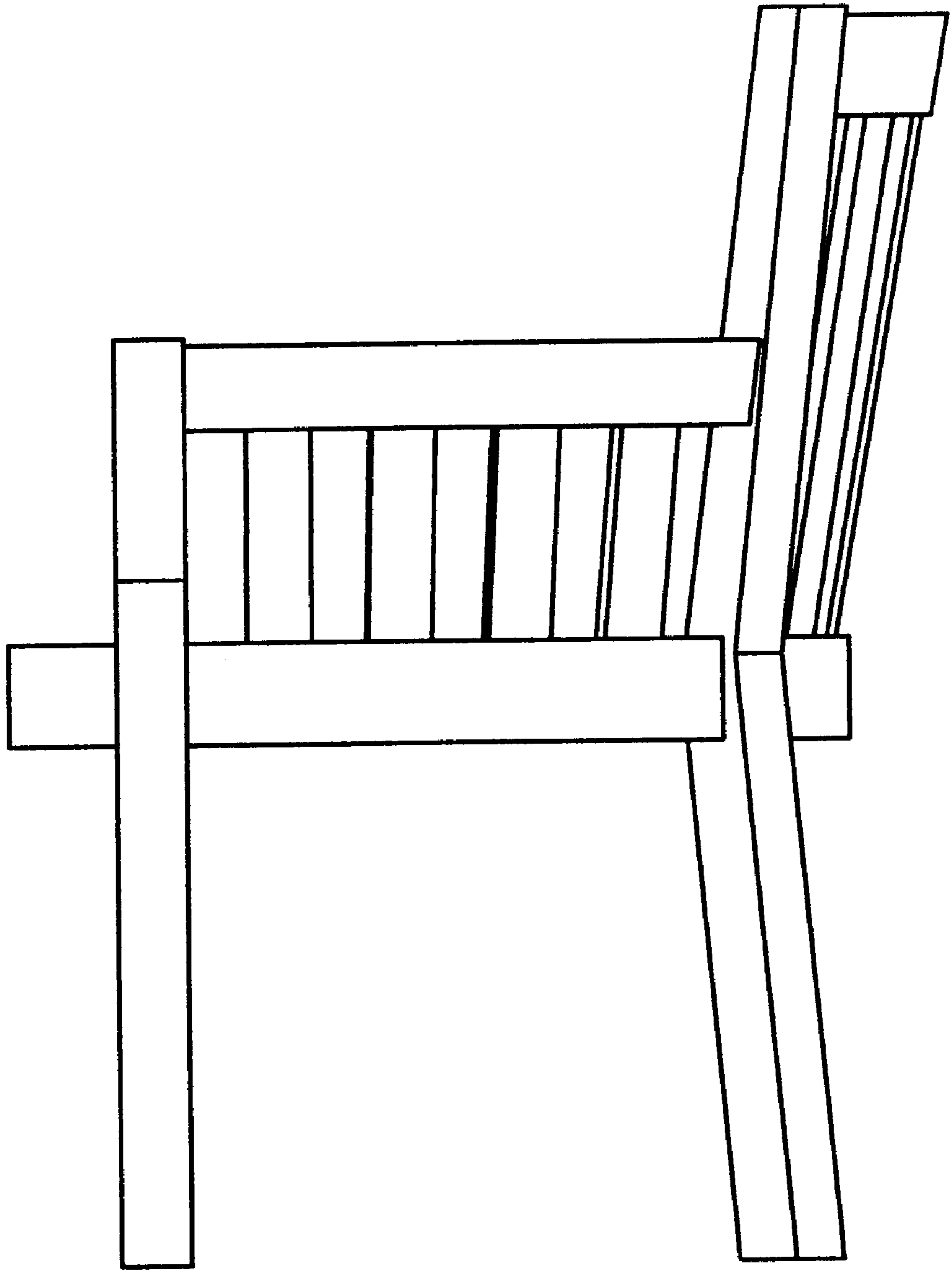


FIG. 4