



US00D470307S

(12) **United States Design Patent** (10) **Patent No.:** **US D470,307 S**  
**McCormack** (45) **Date of Patent:** **\*\* Feb. 18, 2003**

(54) **EYEGLASS HOLDING RING**

5,893,198 A 4/1999 DeCotis ..... 24/3.3

(76) Inventor: **Corinne McCormack**, 55 E. 87th St.,  
New York, NY (US) 10128

\* cited by examiner

(\*\*) Term: **14 Years**

*Primary Examiner*—Catherine R. Oliver  
(74) *Attorney, Agent, or Firm*—William J. Sapone;  
Coleman Sudol Sapone P.C.

(21) Appl. No.: **29/156,495**

(57) **CLAIM**

(22) Filed: **Mar. 1, 2002**

The ornamental design for eyeglass holding ring, as shown  
and described.

(51) **LOC (7) Cl.** ..... **03-01**

(52) **U.S. Cl.** ..... **D3/219**

(58) **Field of Search** ..... D3/215, 219, 263,  
D3/264, 265, 266; 206/5, 5.1, 6; 248/902;  
24/3, 3.3, 3 B, 3 C; D11/40, 43

**DESCRIPTION**

(56) **References Cited**

**U.S. PATENT DOCUMENTS**

471,734 A	*	3/1892	Maier, Jr.	.....	24/3.3
D161,526 S	*	1/1951	Philippe	.....	D11/43
4,471,509 A	*	9/1984	Marks	.....	24/3
D334,010 S	*	3/1993	Mandelbaum	.....	D11/40
5,305,934 A	*	4/1994	Grey	.....	24/3.3
5,465,466 A	*	11/1995	Napier	.....	24/3.3

FIG. 1 is a front view of the eyeglass holding ring showing  
my new design, the rings held on a necklace shown in  
phantom;

FIG. 2 is a rear view thereof;

FIG. 3 is a left side view thereof;

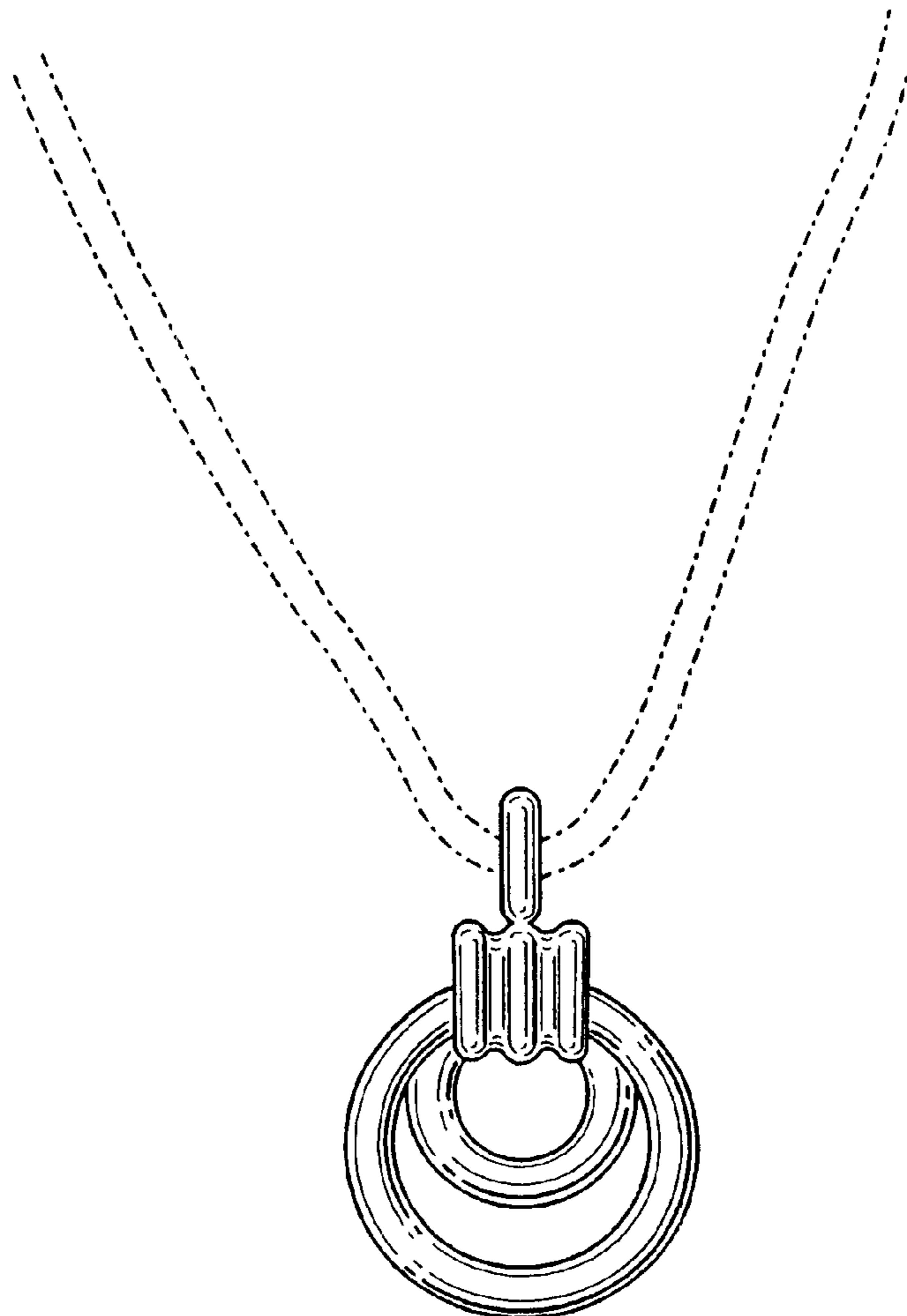
FIG. 4 is a right side view thereof;

FIG. 5 is a top view thereof; and,

FIG. 6 is a bottom view thereof.

The broken line showing of a necklace is for illustrative  
purposes only and forms no part of the claimed design.

**1 Claim, 1 Drawing Sheet**



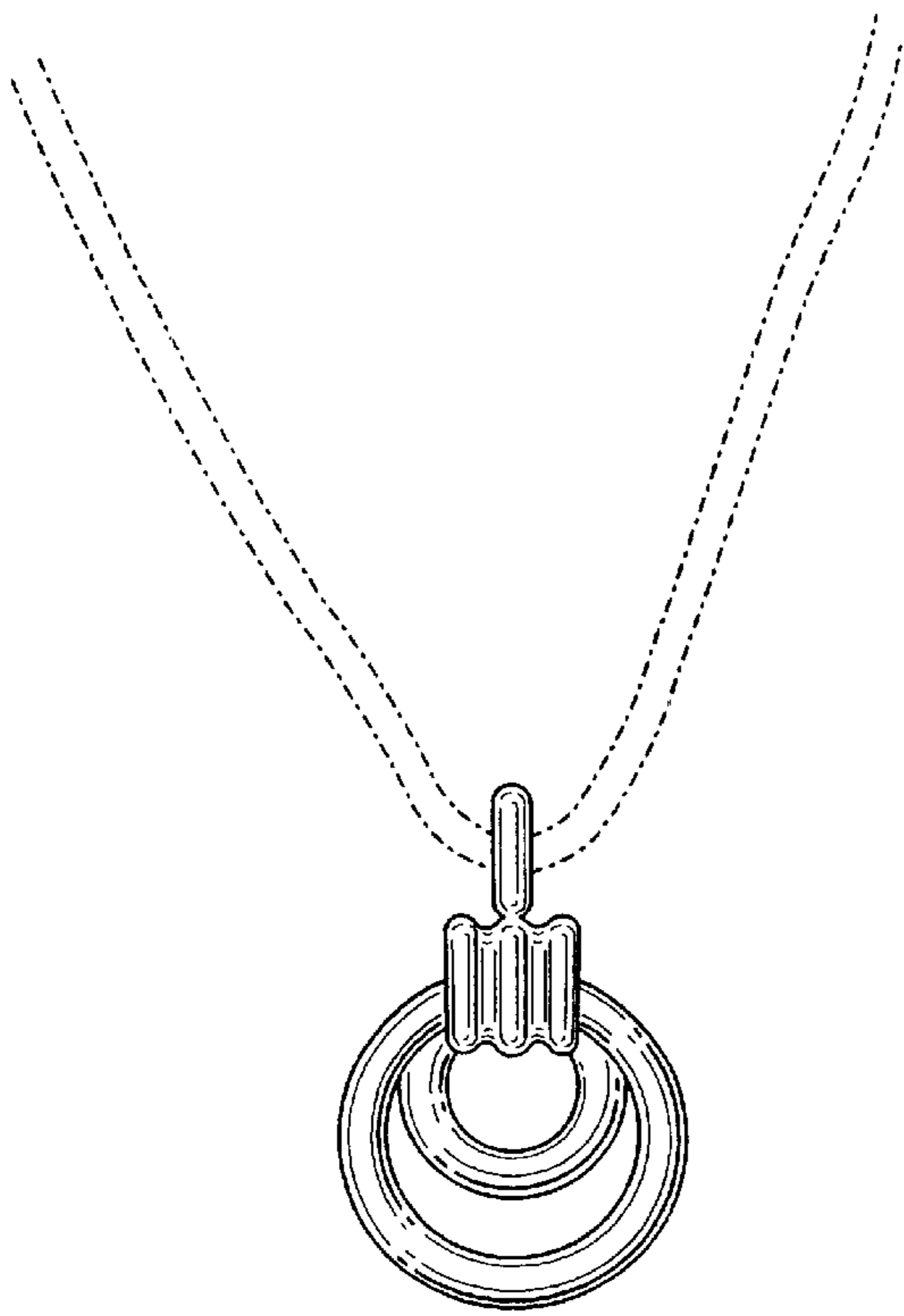


FIG. 1



FIG. 2

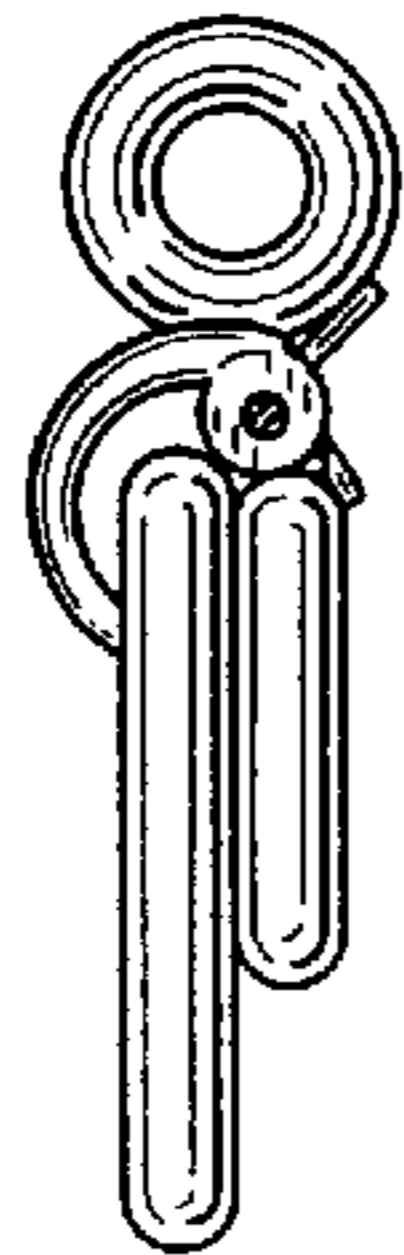


FIG. 3




FIG. 4

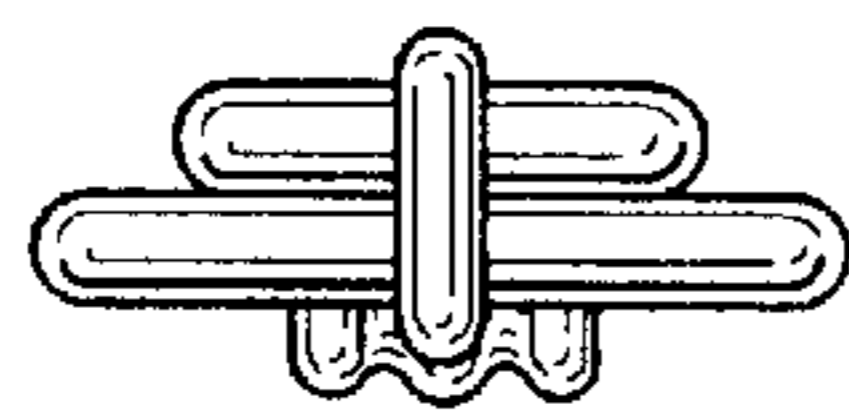


FIG. 5

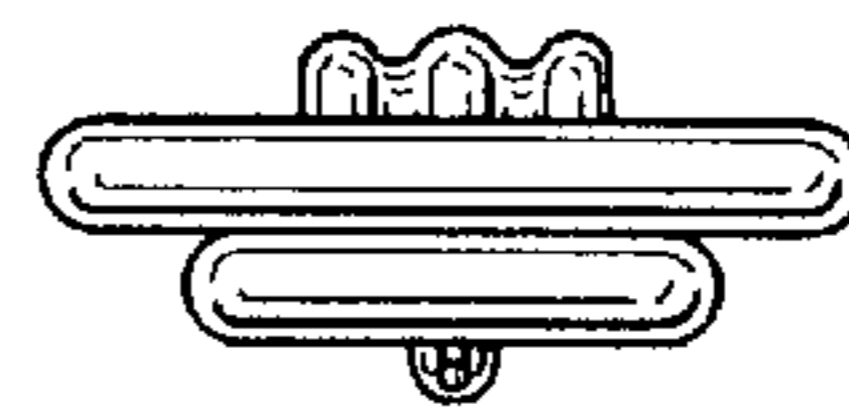


FIG. 6