



US00D470304S

(12) **United States Design Patent**  
**Berg et al.**

(10) **Patent No.: US D470,304 S**

(45) **Date of Patent: \*\* Feb. 18, 2003**

(54) **PORTION OF A SHOE UPPER**

(75) Inventors: **David Berg**, White Lake, MI (US);  
**Thomas E. McGann, III**, Walled Lake,  
MI (US); **Daniel M. Doerer**, St. Louis,  
MO (US); **Gary A. Woods**, Florissant,  
MO (US)

(73) Assignee: **Bergann LLC**, Walled Lake, MI (US)

(\*\*) Term: **14 Years**

(21) Appl. No.: **29/154,349**

(22) Filed: **Nov. 13, 2001**

(51) **LOC (7) Cl. .... 02-99**

(52) **U.S. Cl. .... D2/978**

(58) **Field of Search** ..... D2/896, 916-918,  
D2/926, 927, 943, 978; 36/83, 11.5, 50.1,  
58.5

(56) **References Cited**

**U.S. PATENT DOCUMENTS**

1,823,445 A *	9/1931	Goldstone	36/11.5
D132,630 S *	6/1942	Pfeiffer	D2/916
2,491,297 A	12/1949	Brown	36/2.5
2,495,984 A	1/1950	Roy	36/15
D161,707 S *	1/1951	Peterson	D2/918
2,607,133 A	8/1952	Marlowe	36/11.5
2,873,540 A	2/1959	Murphy	36/2.5
2,889,639 A *	6/1959	Rudine	36/11.5
3,672,078 A *	6/1972	Fukuoka	36/11.5
3,983,642 A	10/1976	Liao	36/101
4,114,295 A	9/1978	Schaefer	36/100
4,114,296 A	9/1978	Smith	36/101
4,172,330 A	10/1979	Kao	36/11.5
4,193,214 A	3/1980	Wang	36/11.5
4,267,649 A	5/1981	Smith	36/101
4,279,083 A	7/1981	Dilg	36/101
4,297,798 A	11/1981	Colan	36/101

4,300,294 A	11/1981	Riecken	36/97
4,314,412 A	2/1982	Anderson et al.	36/100
4,343,057 A	8/1982	Bensley	12/142 D
4,348,820 A	9/1982	D'Alessio	36/101
4,363,177 A	12/1982	Boros	36/101
4,370,818 A	2/1983	Simoglou	36/100
4,439,935 A	4/1984	Kelly	36/101
4,450,633 A	5/1984	Connelly	36/101
4,461,102 A	7/1984	DeVincentis	36/101
4,497,123 A	2/1985	Ehrlich	36/32 R

(List continued on next page.)

*Primary Examiner*—Dominic Simone

(74) *Attorney, Agent, or Firm*—Gifford, Krass, Groh,  
Sprinkle, Anderson & Citkowski, P.C.

(57) **CLAIM**

We claim the ornamental design for a portion of a shoe upper, as shown and described.

**DESCRIPTION**

FIG. 1 is a perspective view of a strap according to the present invention that forms a portion of a shoe upper with the ends of the strap joined in a use position, the phantom lines showing portions of a shoe for use with the strap are for illustrative purposes only and form no part of the claimed design;

FIG. 2 is a plan view of one surface of the strap with the strap laid flat;

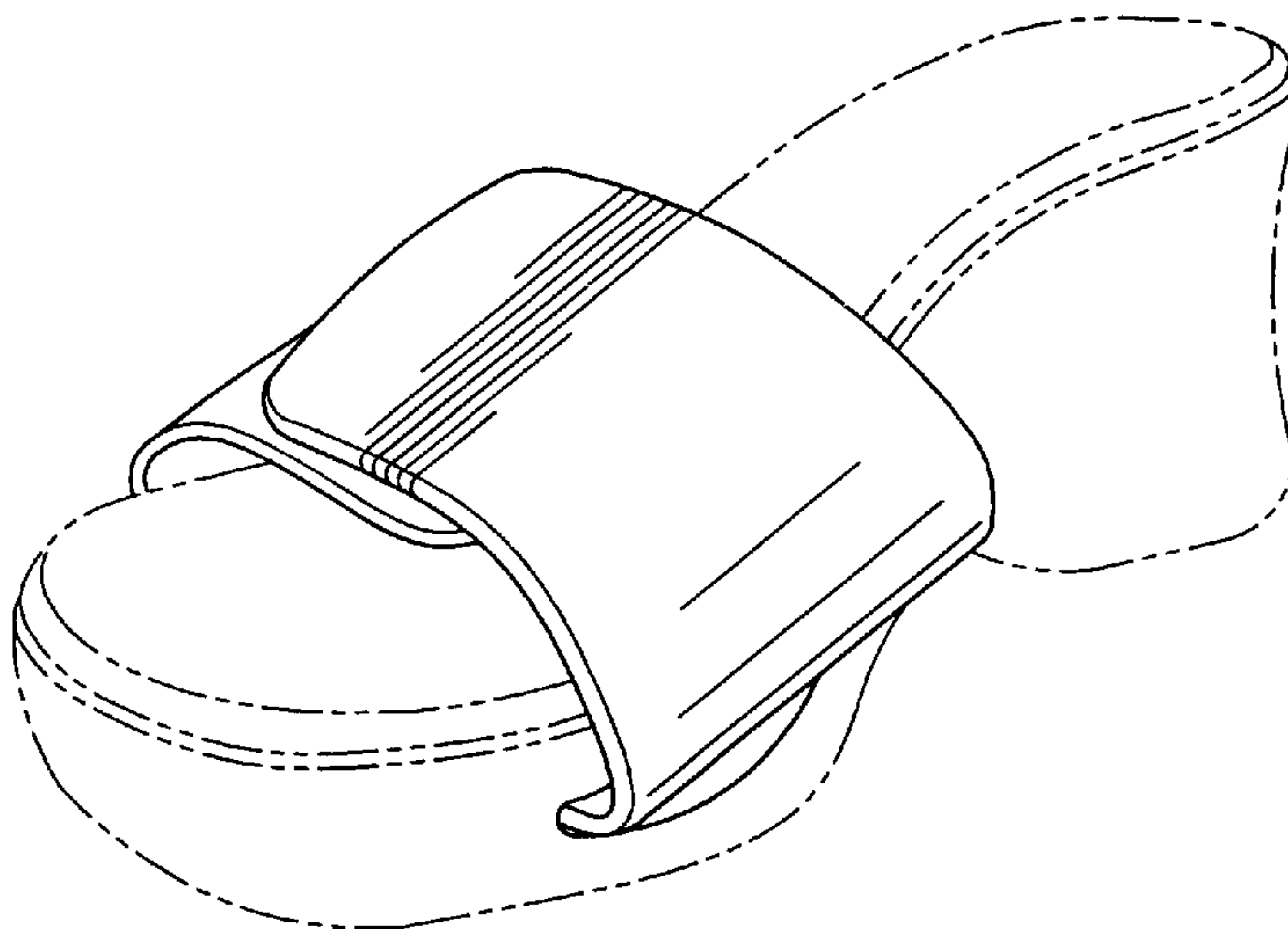
FIG. 3 is a plan view of the surface of the strap opposing the surface shown in FIG. 2, with the strap again laid flat;

FIG. 4 is a side elevational view of the strap of FIGS. 2 and 3, the opposite side view being a mirror image thereof;

FIG. 5 is an elevational view of one end of the strap of FIGS. 2-4; and,

FIG. 6 is an elevational view of the other end of the strap of FIGS. 2-5.

**1 Claim, 1 Drawing Sheet**



# US D470,304 S

Page 2

---

## U.S. PATENT DOCUMENTS

4,745,693 A	5/1988	Brown	36/101	5,611,156 A	3/1997	Chiu	36/137
4,854,056 A	8/1989	Levin	36/58.5	5,692,322 A	12/1997	Lombardino	36/100
4,869,000 A	9/1989	York, Jr.	36/11.5	5,778,565 A	7/1998	Holt et al.	36/110
4,887,369 A	12/1989	Bailey et al.	36/101	5,802,738 A	9/1998	Ferniani	36/11.5
4,896,440 A *	1/1990	Salaverria	36/11.5	5,836,090 A	11/1998	Smith	36/7.6
5,052,131 A	10/1991	Rondini	36/137	5,848,484 A	12/1998	Dupree et al.	36/101
5,065,531 A	11/1991	Prestidge	36/100	5,852,885 A	12/1998	Ferniani	36/11.5
5,381,610 A	1/1995	Hanson	36/100	D403,493 S *	1/1999	McKinley	D2/916
5,410,821 A	5/1995	Hilgendorf	36/100	5,896,684 A	4/1999	Lin	36/101
5,423,134 A	6/1995	Bagnaia et al.	36/11.5	5,946,823 A	9/1999	Yates	36/11.5
5,459,948 A	10/1995	Aveni	36/100	6,035,554 A	3/2000	Duncan	36/11.5
5,477,625 A	12/1995	Goldsmith et al.	36/36 R	6,282,818 B1	9/2001	Lu	36/110
5,483,757 A	1/1996	Ferykberg	36/101	D454,425 S *	3/2002	Boncutter	D2/916

\* cited by examiner

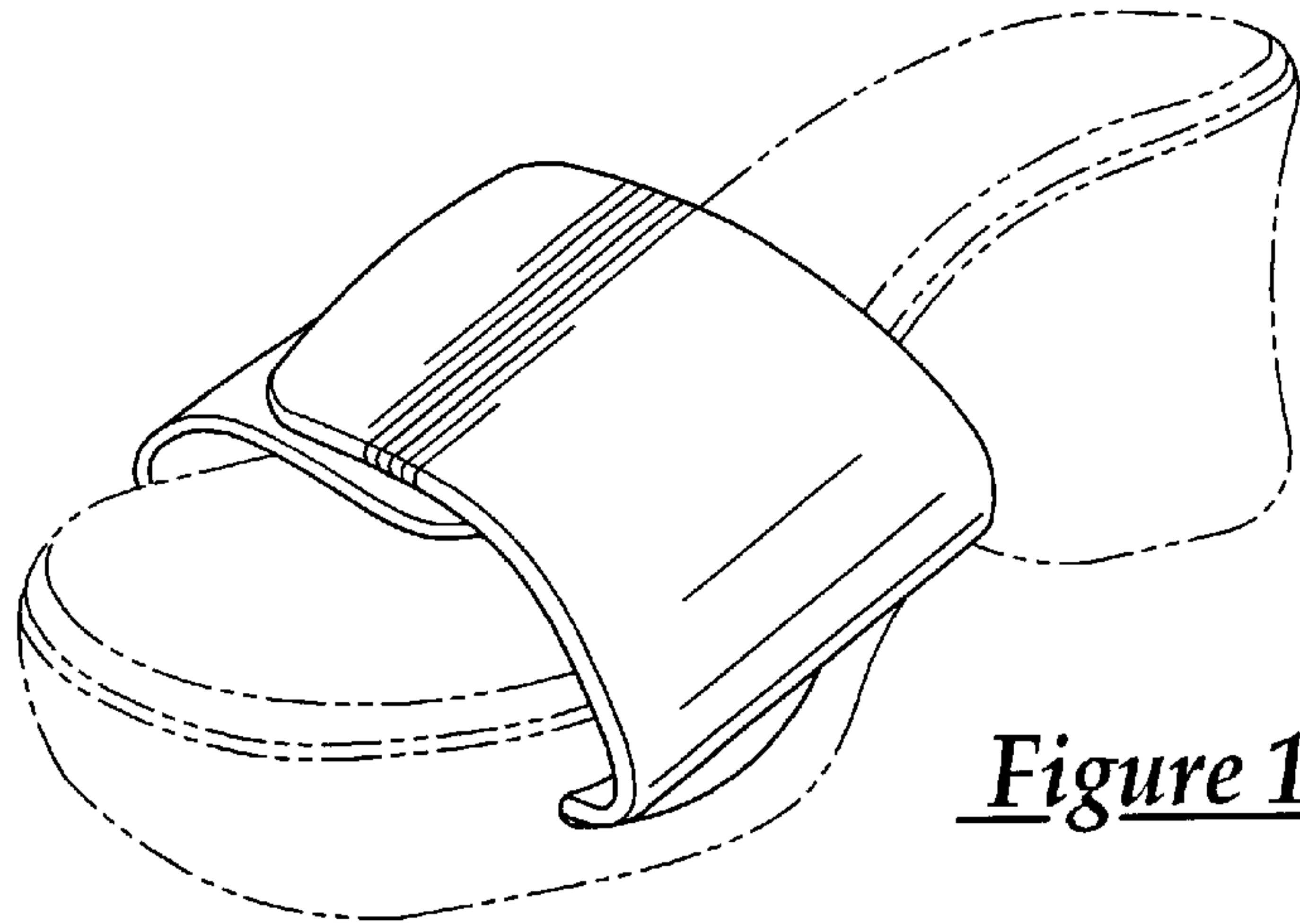


Figure 1

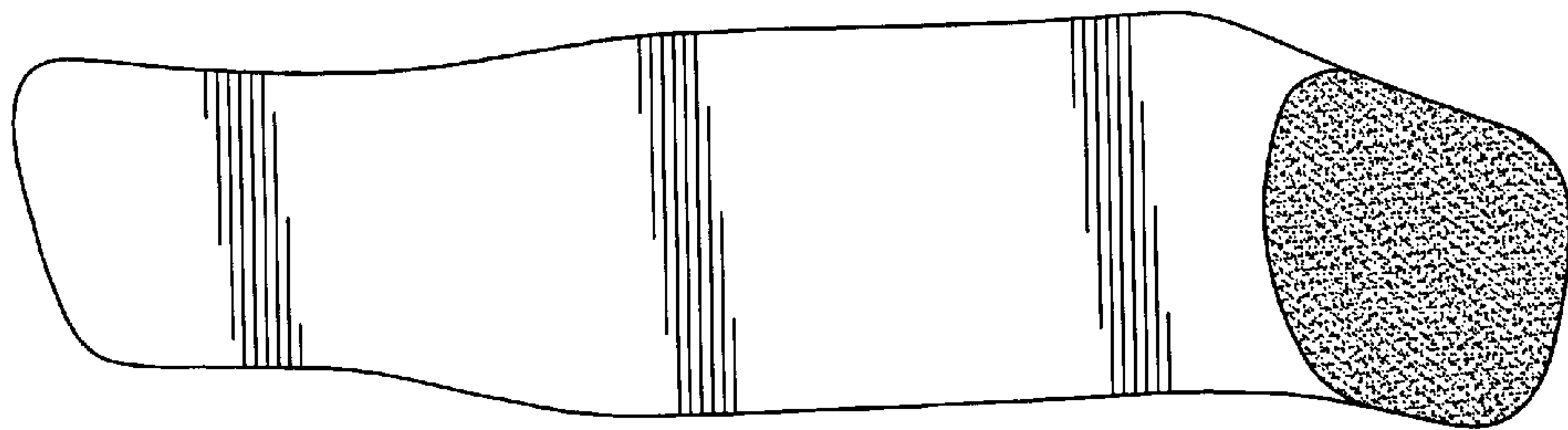


Figure 2

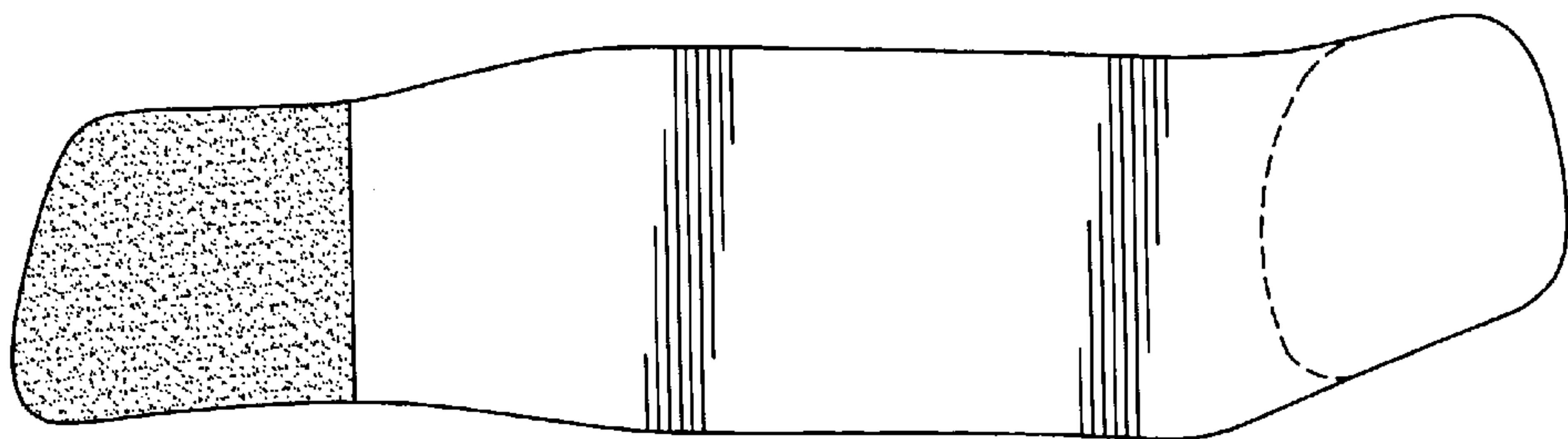


Figure 3

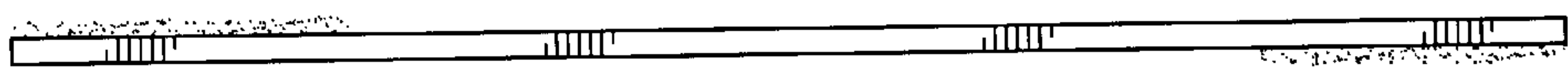


Figure 4




Figure 5




Figure 6