



US00D470291S

(12) **United States Design Patent**  
**Panasewicz et al.**

(10) **Patent No.:** **US D470,291 S**

(45) **Date of Patent:** **\*\* Feb. 11, 2003**

(54) **STACKABLE YARD CART**

(75) Inventors: **Dale A. Panasewicz**, Strongsville, OH (US); **Dennis Futo**, Strongsville, OH (US)

(73) Assignee: **UnionTools, Inc.**, Columbus, OH (US)

(\*\*) Term: **14 Years**

(21) Appl. No.: **29/156,364**

(22) Filed: **Mar. 1, 2002**

(51) **LOC (7) Cl.** ..... **12-02**

(52) **U.S. Cl.** ..... **D34/16; D34/24**

(58) **Field of Search** ..... D34/12-27; 280/49.19, 280/47.24, 47.26, 79.5, 651, 652, 33.994, 33.998; 248/129

- D332,335 S 1/1993 Casad
- D352,584 S 11/1994 Boyd
- D356,411 S 3/1995 Gingras et al.
- 5,445,397 A 8/1995 Evans
- D370,326 S 5/1996 Chapman et al.
- D379,016 S 4/1997 Wilson
- 5,692,761 A 12/1997 Havlovitz
- D404,534 S 1/1999 Dickson
- D409,345 S 5/1999 Nordgren
- D423,173 S 4/2000 Horner et al.
- 6,079,720 A 6/2000 Spear et al.
- 6,193,265 B1 2/2001 Yemini
- D440,371 S 4/2001 Stanek et al.
- 6,231,059 B1 5/2001 Cheldin

*Primary Examiner*—Kay H. Chin

(74) *Attorney, Agent, or Firm*—Brobeck Phleger & Harrison, LLP

(57) **CLAIM**

The ornamental design for a stackable yard cart, as shown and described.

(56) **References Cited**

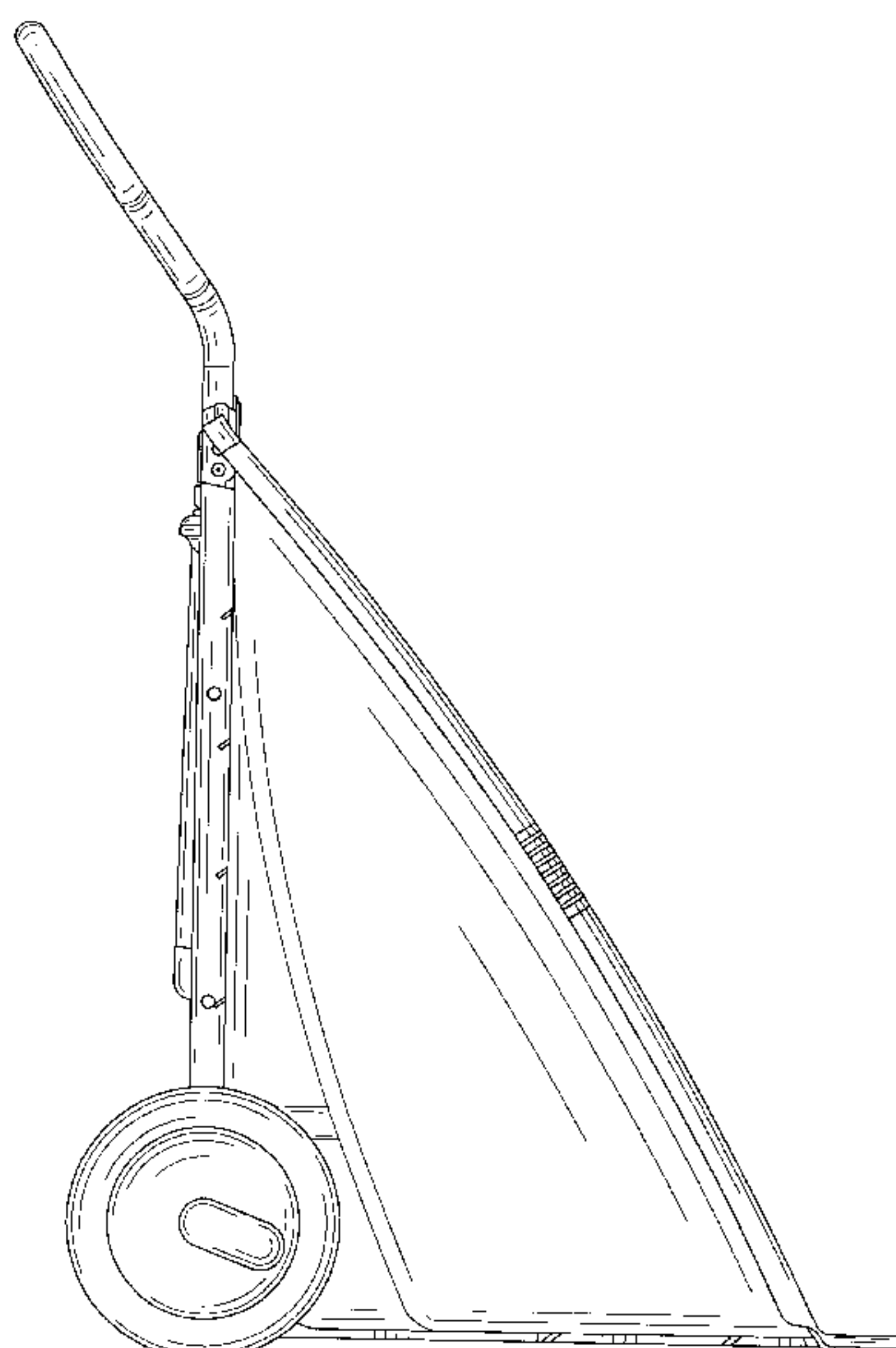
**U.S. PATENT DOCUMENTS**

- 2,658,703 A 11/1953 Brink et al.
- D186,709 S 11/1959 See
- 3,121,963 A 2/1964 Nolan
- 3,279,348 A 10/1966 Kinnard
- 3,367,676 A 2/1968 Pearson et al.
- 3,612,565 A 10/1971 Zimmerman
- 3,690,692 A 9/1972 Florian et al.
- 3,752,494 A 8/1973 Dunn
- 3,930,663 A 1/1976 Scriptor
- 3,936,068 A 2/1976 Dorman
- 3,997,181 A 12/1976 Jaco et al.
- D261,125 S 10/1981 Gordon et al.
- 4,570,961 A 2/1986 Chateaufneuf et al.
- 4,740,008 A 4/1988 Johnson
- 4,789,180 A 12/1988 Bell
- 4,861,057 A 8/1989 Kunkle
- D318,165 S 7/1991 Ayres
- D327,350 S 6/1992 Brown et al.
- D327,968 S 7/1992 Wright
- D329,726 S 9/1992 Travis

**DESCRIPTION**

FIG. 1 is a first side view of a stackable yard cart according to one embodiment of the invention;  
 FIG. 2 is a rear view of a stackable yard cart, as shown in FIG. 1;  
 FIG. 3 is a frontal view of a stackable yard cart, as shown in FIG. 1;  
 FIG. 4 is a top view of a stackable yard cart, as shown in FIG. 1;  
 FIG. 5 is a bottom view of a stackable yard cart, as shown in FIG. 1;  
 FIG. 6 is a perspective view of a stackable yard cart, as shown in FIG. 1; and,  
 FIG. 7 is a perspective view of a stackable yard cart, as shown in FIG. 1, stacked with multiple stackable yard carts. The broken line showings in FIG. 7 are for illustrative purposes only and form no part of the claimed design.

**1 Claim, 7 Drawing Sheets**



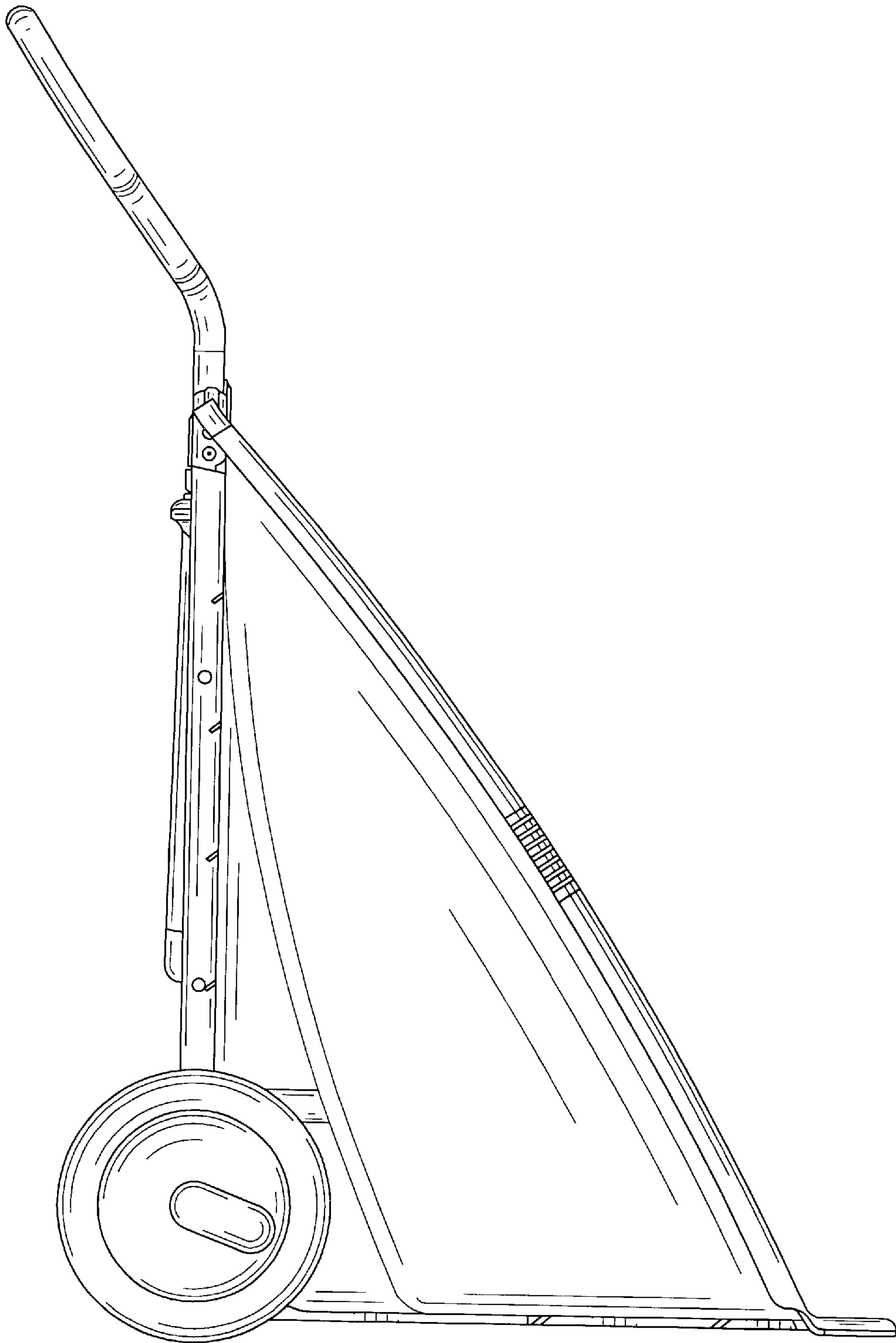


FIG. 1

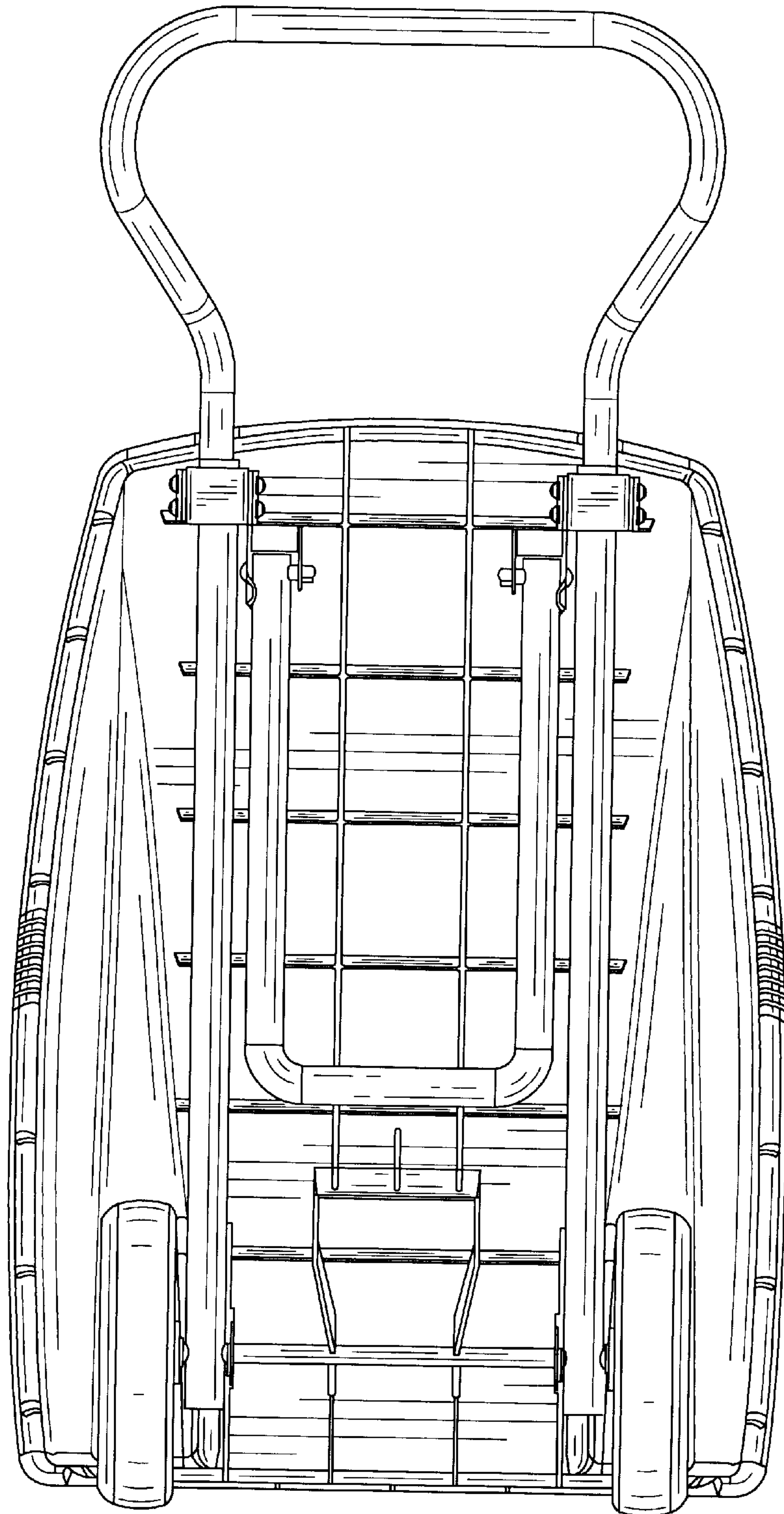


FIG. 2

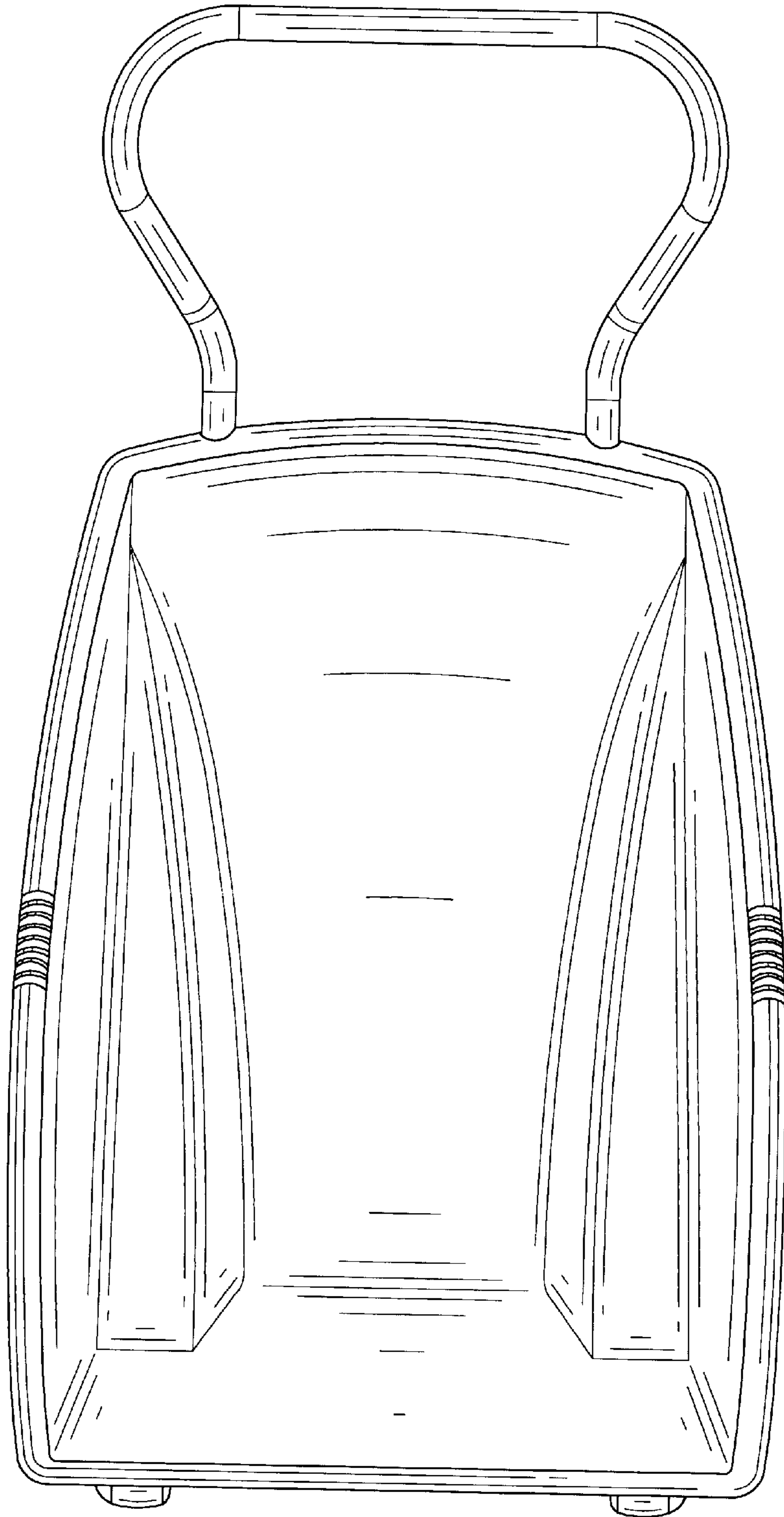


FIG. 3

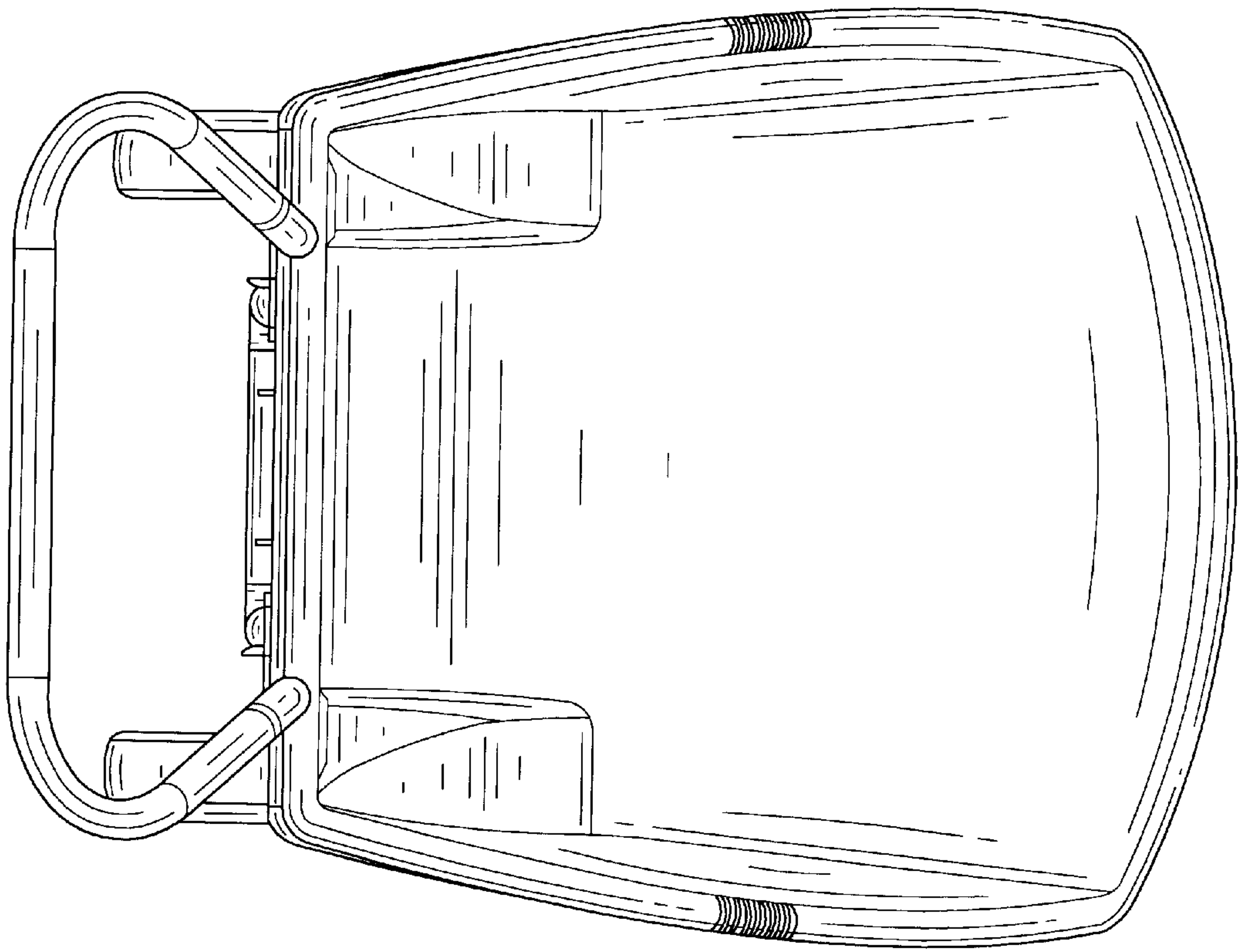


FIG. 4



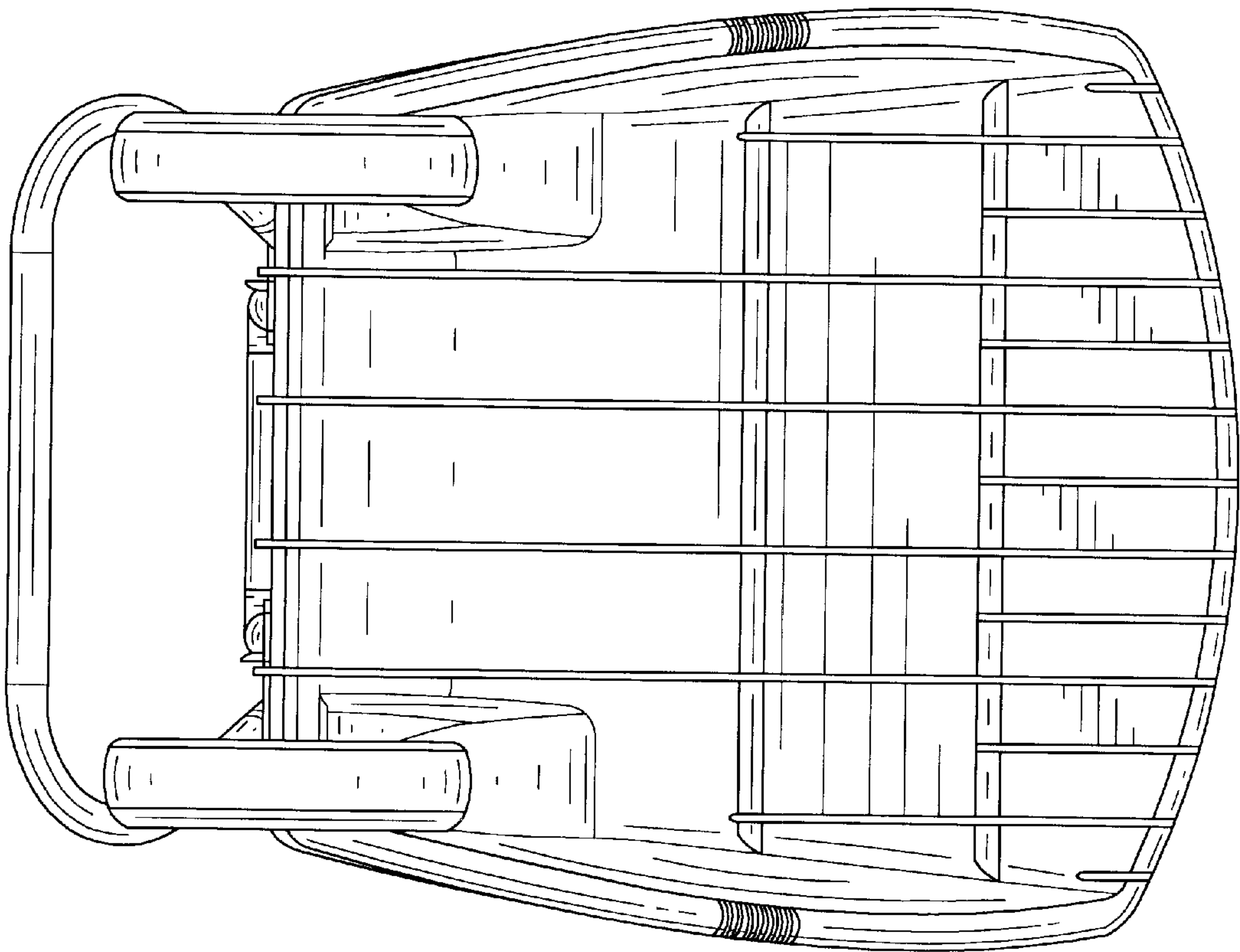


FIG. 5

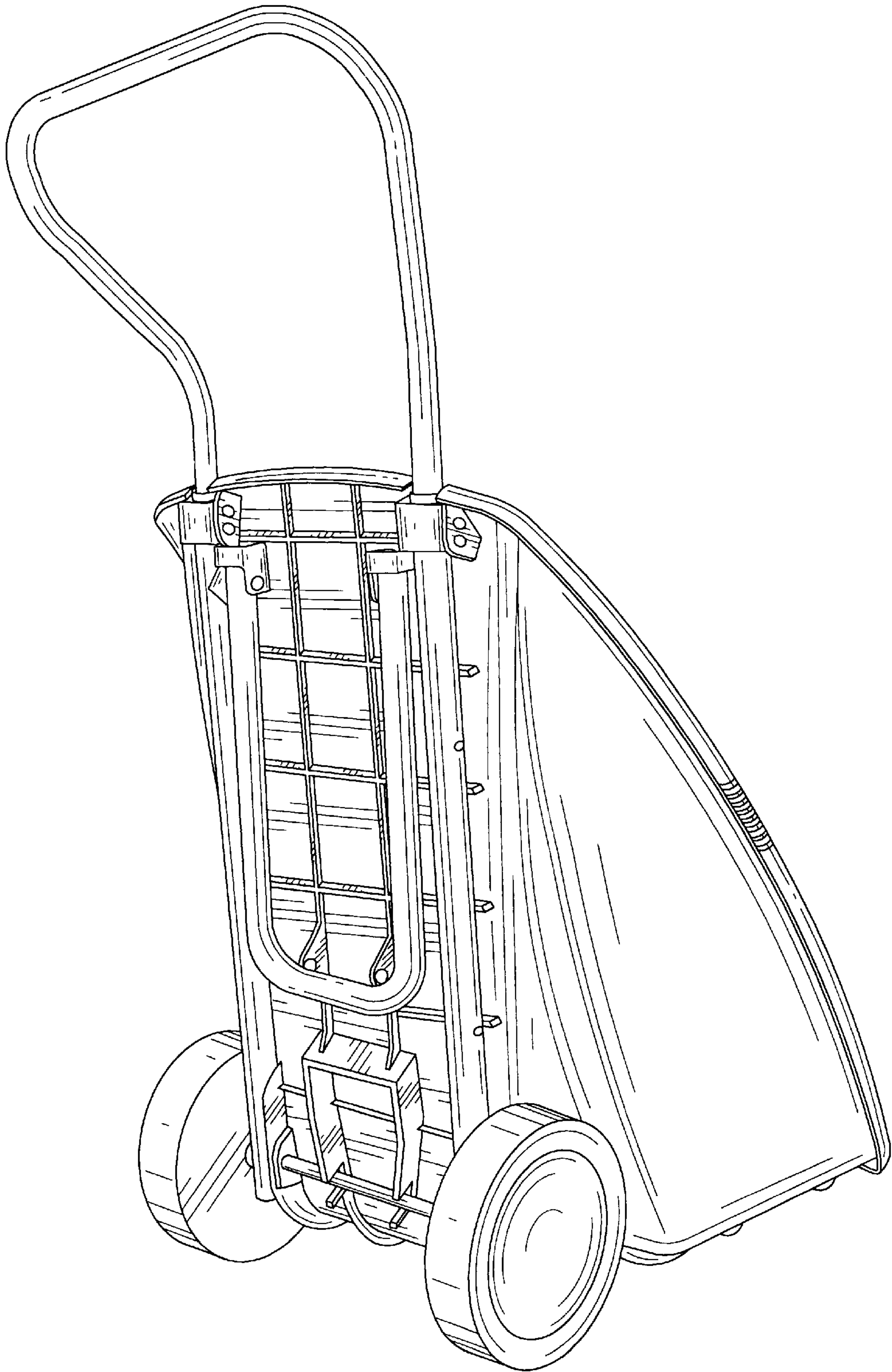


FIG. 6




FIG. 7