



US00D470276S

(12) **United States Design Patent**  
**Schiatta et al.**

(10) **Patent No.:** **US D470,276 S**

(45) **Date of Patent:** **\*\* Feb. 11, 2003**

(54) **DOG TAG WATCH**

(76) Inventors: **John Charles Schiatta**, 227 Tremont Ave., Medford, NY (US) 11763;  
**Patricia Helen Schiatta**, 227 Tremont Ave., Medford, NY (US) 11763

(\*\*) Term: **14 Years**

(21) Appl. No.: **29/155,768**

(22) Filed: **Feb. 19, 2002**

(51) **LOC (7) Cl.** ..... **30-08**

(52) **U.S. Cl.** ..... **D30/155; D10/33**

(58) **Field of Search** ..... D30/155; D10/30,  
D10/31, 33; D20/23; D11/95, 99; 119/654,  
655, 860, 719-721; 40/300, 301, 302, 1.5,  
661.07, 229.01

(56) **References Cited**

**U.S. PATENT DOCUMENTS**

- 813,624 A \* 2/1906 Doran et al. .... 40/1.5
- 1,452,250 A \* 4/1923 Moore et al. .... 40/299.01
- D183,150 S \* 7/1958 Ulmann ..... D11/108
- 3,687,114 A 8/1972 Berkstresser

- D256,560 S 8/1980 Van Eyben
- D277,461 S 2/1985 Berger
- D289,131 S \* 4/1987 Stehouwer ..... D30/155
- D300,409 S 3/1989 Moser
- 5,791,076 A \* 8/1998 Gailliard ..... 40/1.5

\* cited by examiner

*Primary Examiner*—Pamela Burgess

(74) *Attorney, Agent, or Firm*—R. L. Mikesell

(57) **CLAIM**

The design for a dog tag watch, as shown and described.

**DESCRIPTION**

FIG. 1 is a front elevational view of a dog tag watch showing our new design;

FIG. 2 is a side elevational view thereof;

FIG. 3 is a top plan view thereof; and,

FIG. 4 is an enlarged fragmented section of the “L” shown in FIG. 1 for clarity of disclosure.

The rear is plain and unadorned

The broken lines of the watch hands in FIG. 1 are for illustrative purposes only and form no part of the claimed design.

**1 Claim, 1 Drawing Sheet**




FIG. 1




FIG. 2



FIG. 3

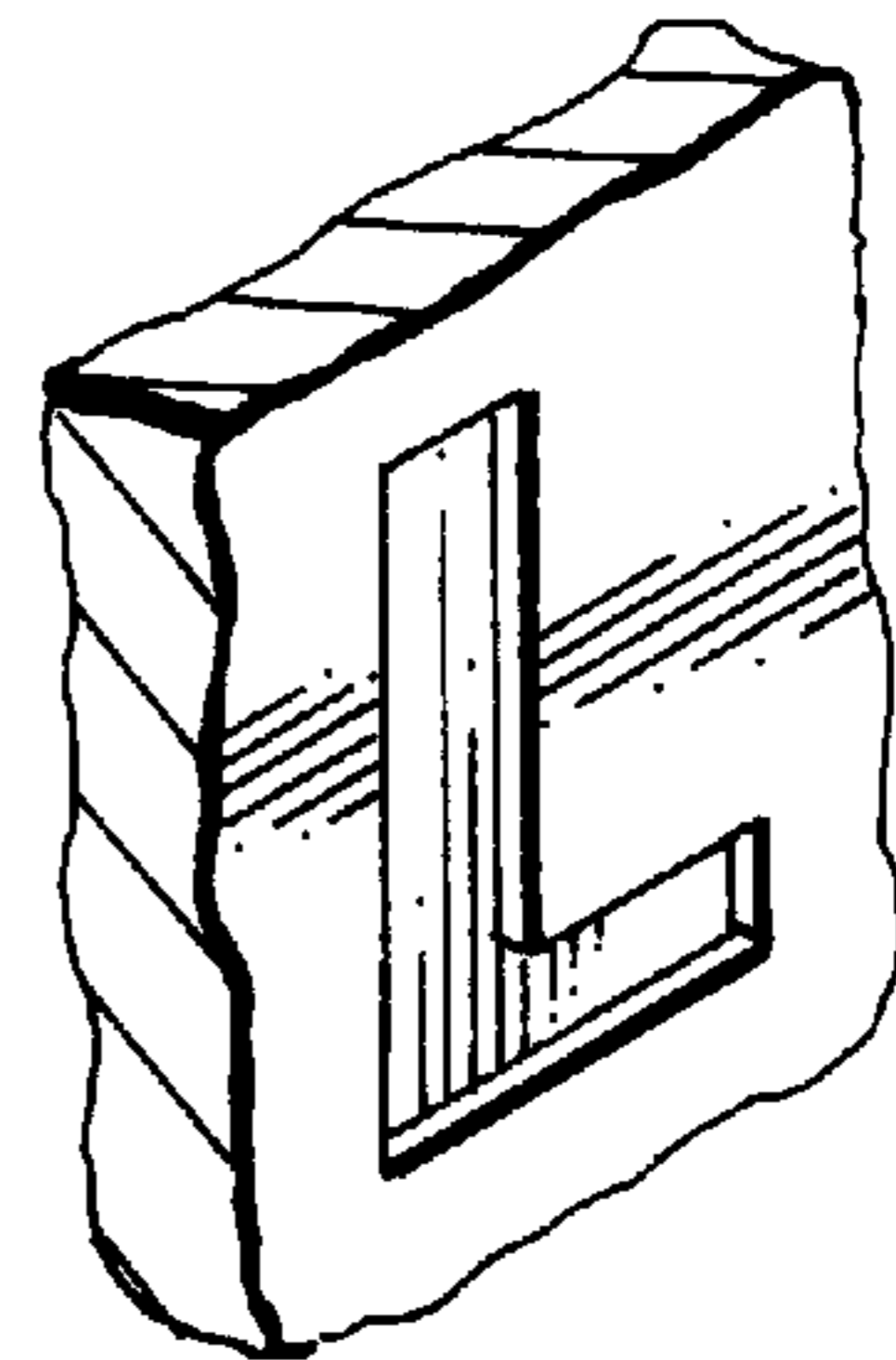


FIG. 4