



US00D470274S

(12) **United States Design Patent**  
**Houser**

(10) **Patent No.:** **US D470,274 S**

(45) **Date of Patent:** **\*\* Feb. 11, 2003**

(54) **PROTECTIVE PAD FOR USE WITH SHOULDER STRAPS**

(76) Inventor: **Bonnie Houser**, 3103 Jay St., Ravenna, OH (US) 44266

(\*\*) Term: **14 Years**

(21) Appl. No.: **29/157,963**

(22) Filed: **Mar. 26, 2002**

**Related U.S. Application Data**

(62) Division of application No. 29/149,454, filed on Oct. 10, 2001.

(51) **LOC (7) Cl.** ..... **29-02**

(52) **U.S. Cl.** ..... **D29/122; D29/100; D29/101.2**

(58) **Field of Search** ..... D29/100, 101.1, D29/101.2, 101.3, 122; D6/597; D2/853, 856, 860; D3/327, 318, 322, 234, 232, 321; D11/56; D24/124, 125, 190; 2/267, 268, 321, 53, 55, 46, 459, 311; 224/264, 642, 643, 907; 280/801.1, 808; 297/482, 483

(56) **References Cited**

**U.S. PATENT DOCUMENTS**

- D53,939 S \* 10/1919 Sheppard
- D137,006 S \* 1/1944 Pereira ..... D11/56
- 2,467,380 A \* 4/1949 Hansen et al.

- 2,654,887 A \* 10/1953 Hookstratten ..... 224/264
- 2,761,166 A \* 9/1956 Connolly
- 3,257,666 A \* 6/1966 Hoffman
- 4,795,399 A \* 1/1989 Davis ..... 2/267
- 4,829,613 A \* 5/1989 Yon
- D302,748 S \* 8/1989 Dubeck et al. .... D29/101.2
- 5,114,185 A \* 5/1992 Reedom
- D424,202 S \* 5/2000 Wilson ..... D24/189
- D448,477 S \* 9/2001 Bartle et al. .... D24/124

**OTHER PUBLICATIONS**

Hong Kong Enterprise, Jun., 1992, p. 518, heart-shaped sponges, H-22, H-45A and H-61.\*

\* cited by examiner

*Primary Examiner*—Lucy Lieberman

(74) *Attorney, Agent, or Firm*—Sand & Sebolt

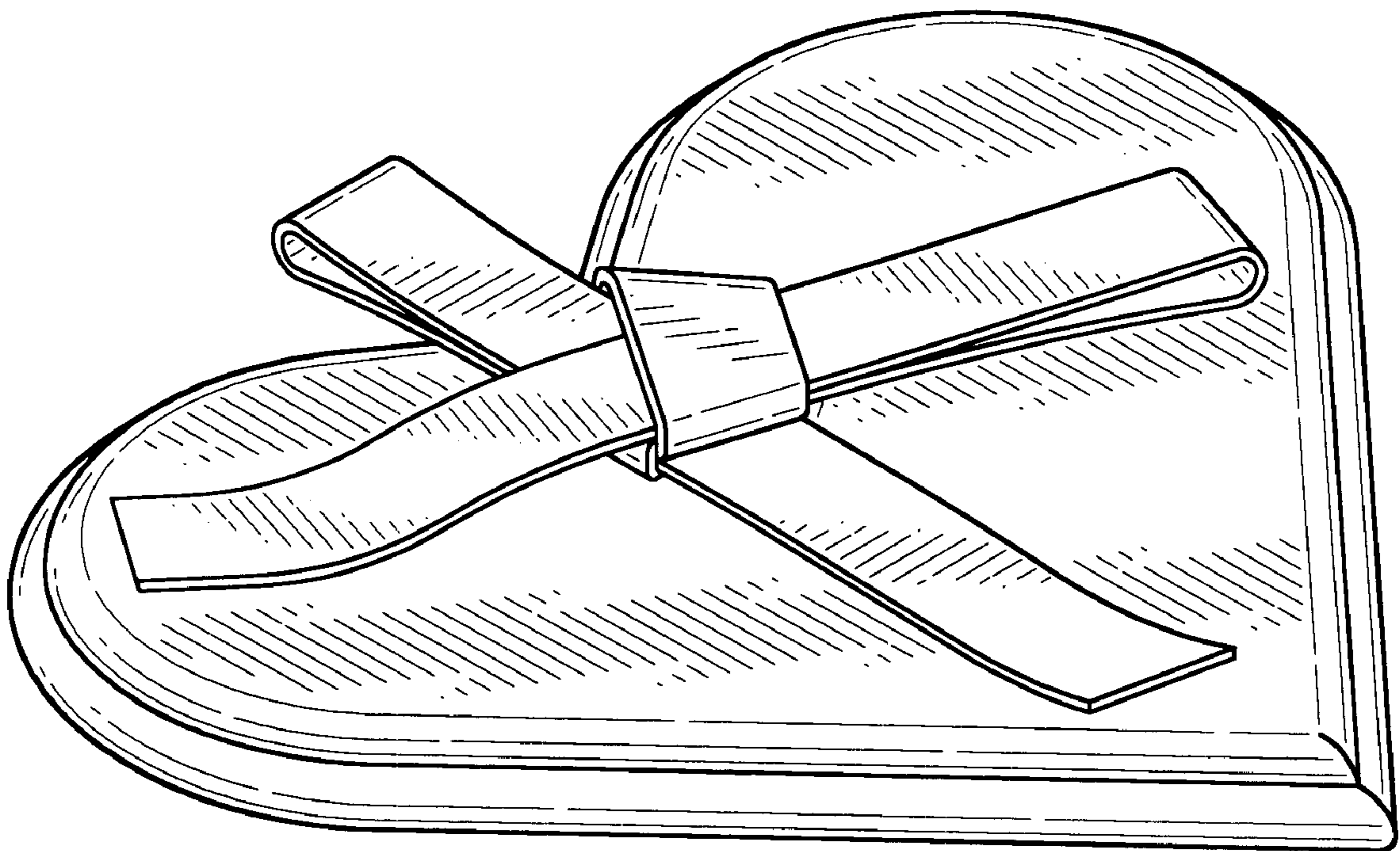
(57) **CLAIM**

The ornamental design for a protective pad for use with shoulder straps, as shown and described.

**DESCRIPTION**

FIG. 1 is a perspective view of the present invention; FIG. 2 is a front elevational view of the present invention; FIG. 3 is a right side elevational view of the present invention; FIG. 4 is a top plan view of the present invention; FIG. 5 is a bottom plan view of the present invention; and, FIG. 6 is a left side elevational view of the present invention.

**1 Claim, 2 Drawing Sheets**



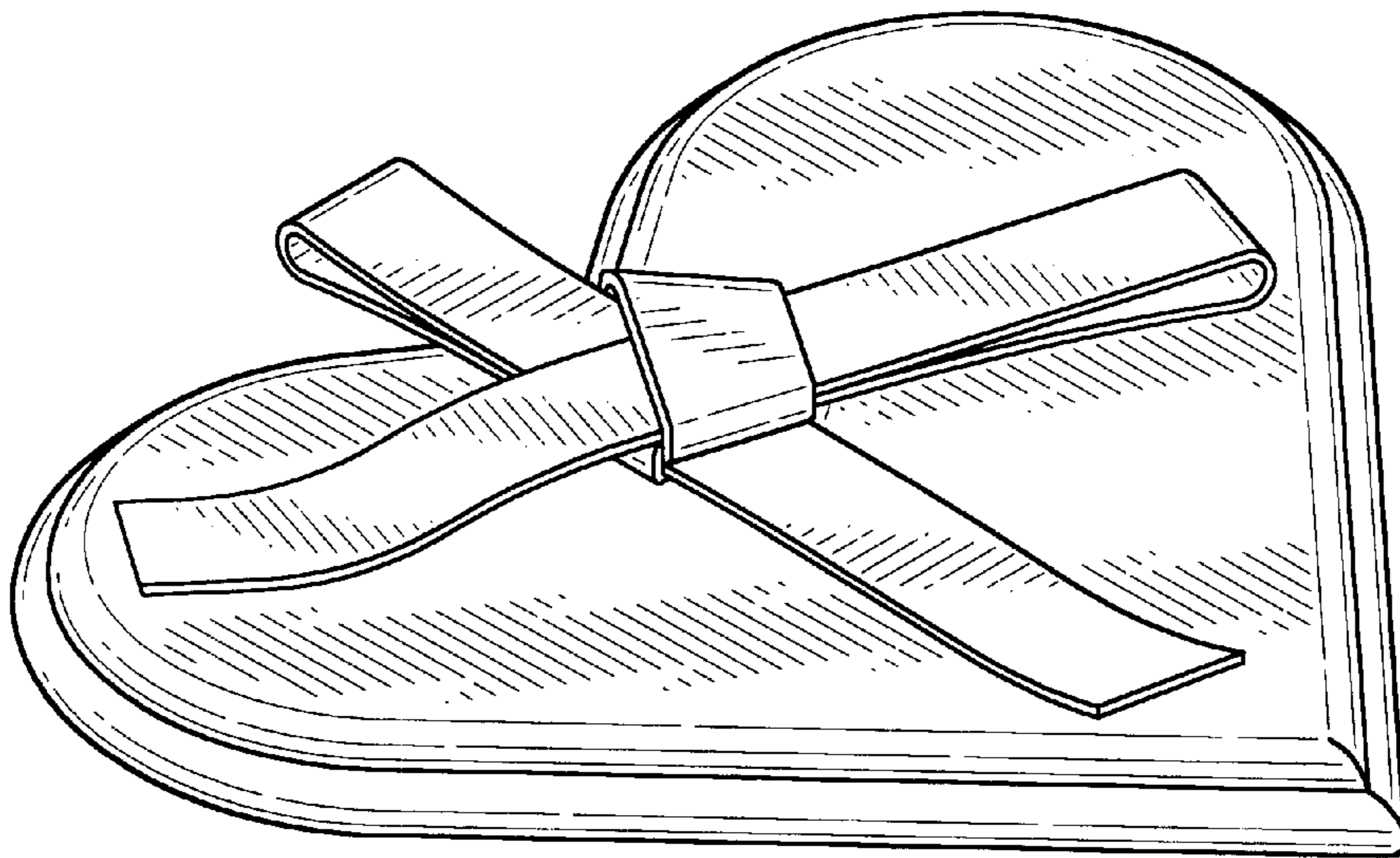


FIG-1




FIG-2

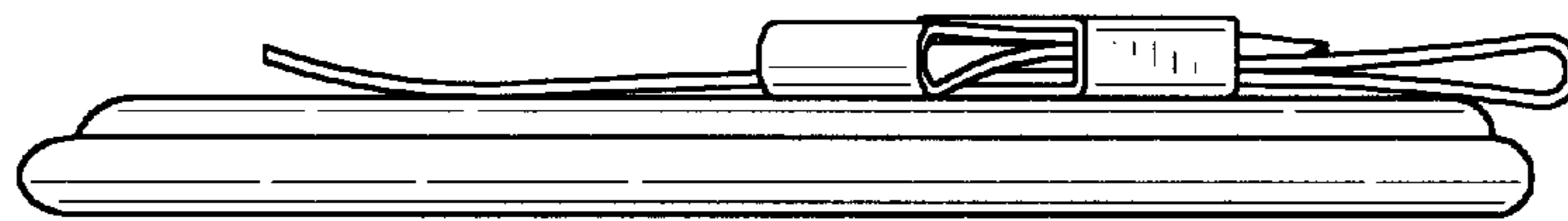


FIG-3

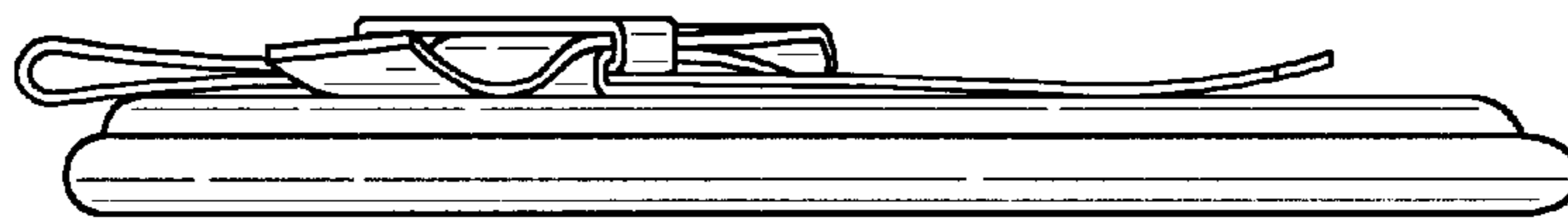


FIG-6

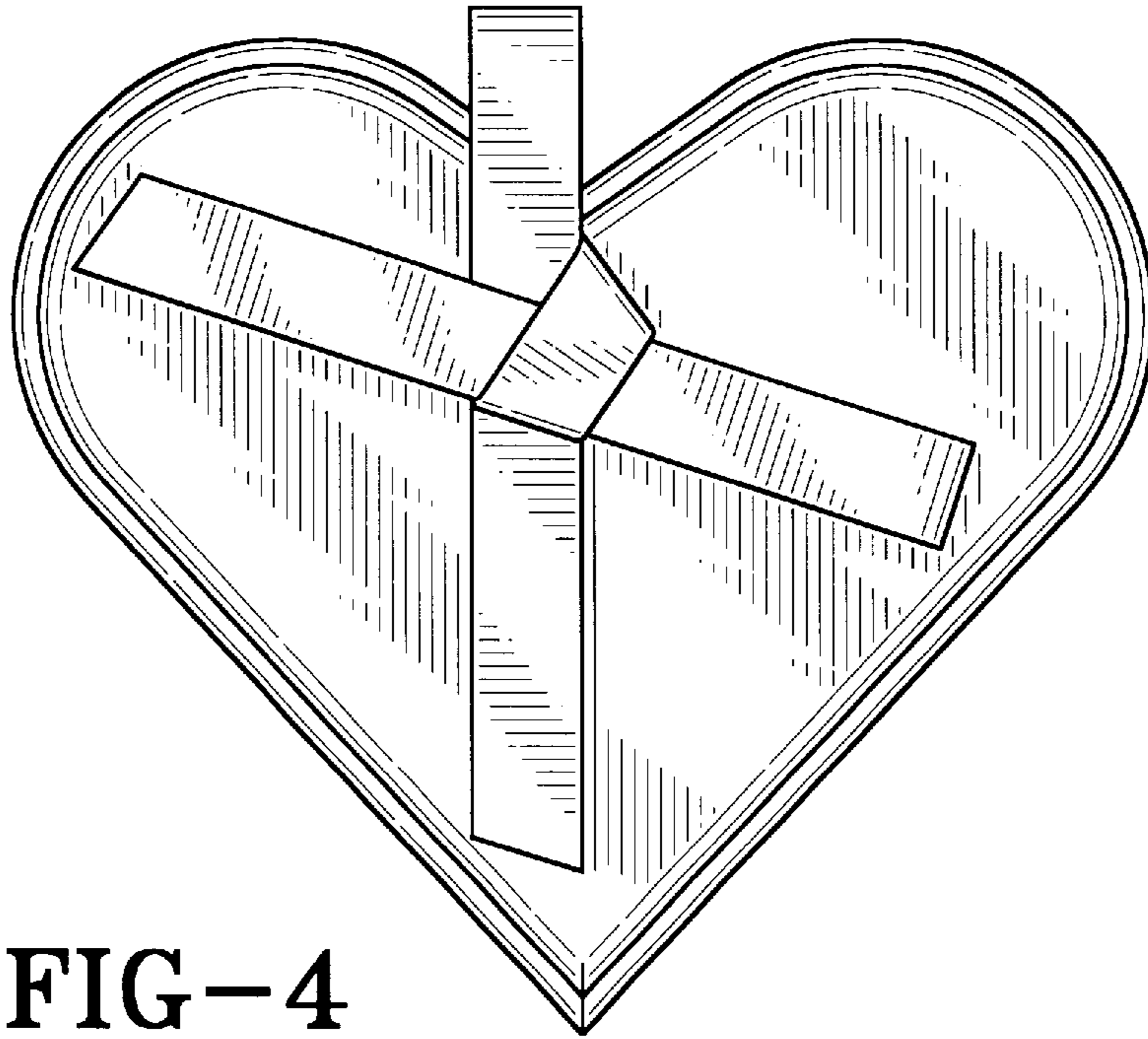


FIG-4

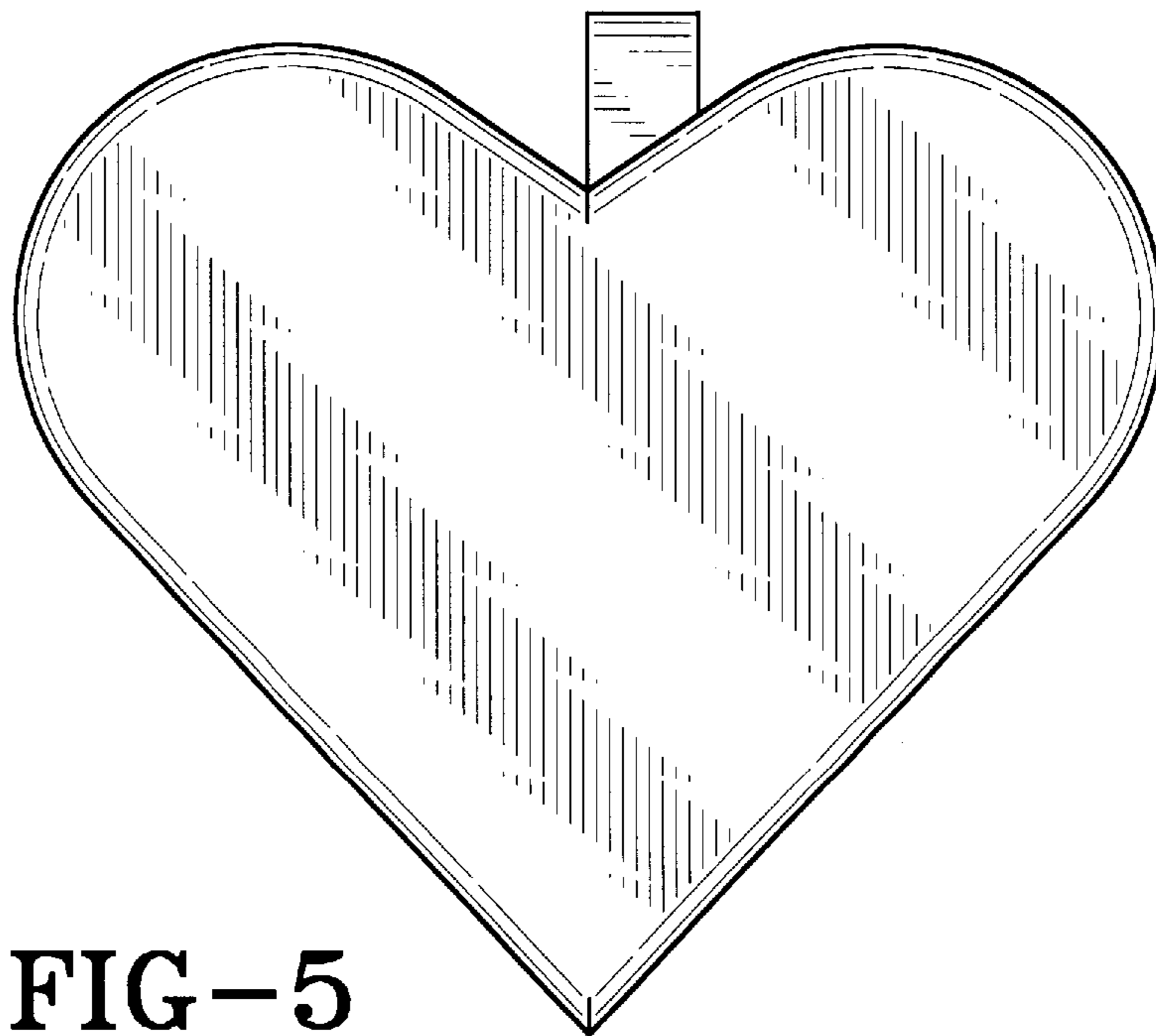


FIG-5