



US00D470271S

(12) **United States Design Patent**
Crawford

(10) **Patent No.:** **US D470,271 S**

(45) **Date of Patent:** **** Feb. 11, 2003**

- (54) **SOAP BAR**
- (75) Inventor: **John C. Crawford**, Mahopac, NY (US)
- (73) Assignee: **Colgate Palmolive Company**, New York, NY (US)
- (**) Term: **14 Years**
- (21) Appl. No.: **29/152,719**
- (22) Filed: **Dec. 21, 2001**
- (51) **LOC (7) Cl.** **28-02**
- (52) **U.S. Cl.** **D28/8.1**
- (58) **Field of Search** D28/8.1, 8.2; 510/133, 510/137-149, 440, 445-449

XH	DM012704	*	1/1989	28/2
XH	DM018056	*	11/1990	28/2
XH	DM018931	*	2/1991	28/2
XH	DM024289	*	5/1992	28/2
XH	DM025076	*	8/1992	28/2
XH	DM030208	*	7/1994	28/2
XH	DM031397	*	11/1994	28/2
XH	DM034210	*	9/1995	28/2
XH	DM012454	*	12/1998	28/2
XH	DM053532	*	10/2000	28/2
ZA	880744	*	6/1988		
ZA	882161	*	12/1988		
ZA	910152	*	2/1991		
ZA	920849	*	9/1992		
ZA	940460	*	7/1994		
ZA	940462	*	7/1994		
ZA	F990837	*	7/1997		
ZA	F990838	*	7/1999		
ZA	F990839	*	7/1999		
ZA	F990840	*	7/1999		

(56) **References Cited**

U.S. PATENT DOCUMENTS

D46,508 S	*	10/1914	McDougal	D28/8.1
D51,395 S	*	10/1917	Schwartzberg	D28/8.1
D132,350 S		5/1942	Stoner et al.		
D138,687 S		8/1944	Werner et al.		
D201,229 S		5/1965	Burke		
D204,648 S	*	5/1966	Bonardi	D28/8.1
D209,881 S		1/1968	Vanderhyde		
D210,709 S	*	4/1968	Douglas et al.	D28/8.1
D217,890 S		6/1970	Koenigsberg		

(List continued on next page.)

FOREIGN PATENT DOCUMENTS

GB	1051824	6/1988	28/2
GB	2009283	8/1990	28/2
GB	2025447	9/1992	28/2
GB	2026313	10/1992	28/2
GB	2036667	* 1/1994	28/2
GB	2043623	* 6/1994		
MX	91273	* 12/1991	28/2
MX	6159 A	* 9/1993	28/2
MX	6160 A	* 9/1993	28/2
MX	6161 A	* 9/1993	28/2
MX	8404 A	* 7/1996	28/2
MX	013131	* 3/1999		

OTHER PUBLICATIONS

Crabtree & Evelyn cat., © Mar. 1991, p. 25: soap bar in lower right corner of page.*

Primary Examiner—Ted Shooman

Assistant Examiner—C. Tuttle

(74) *Attorney, Agent, or Firm*—Michael J. McGreal

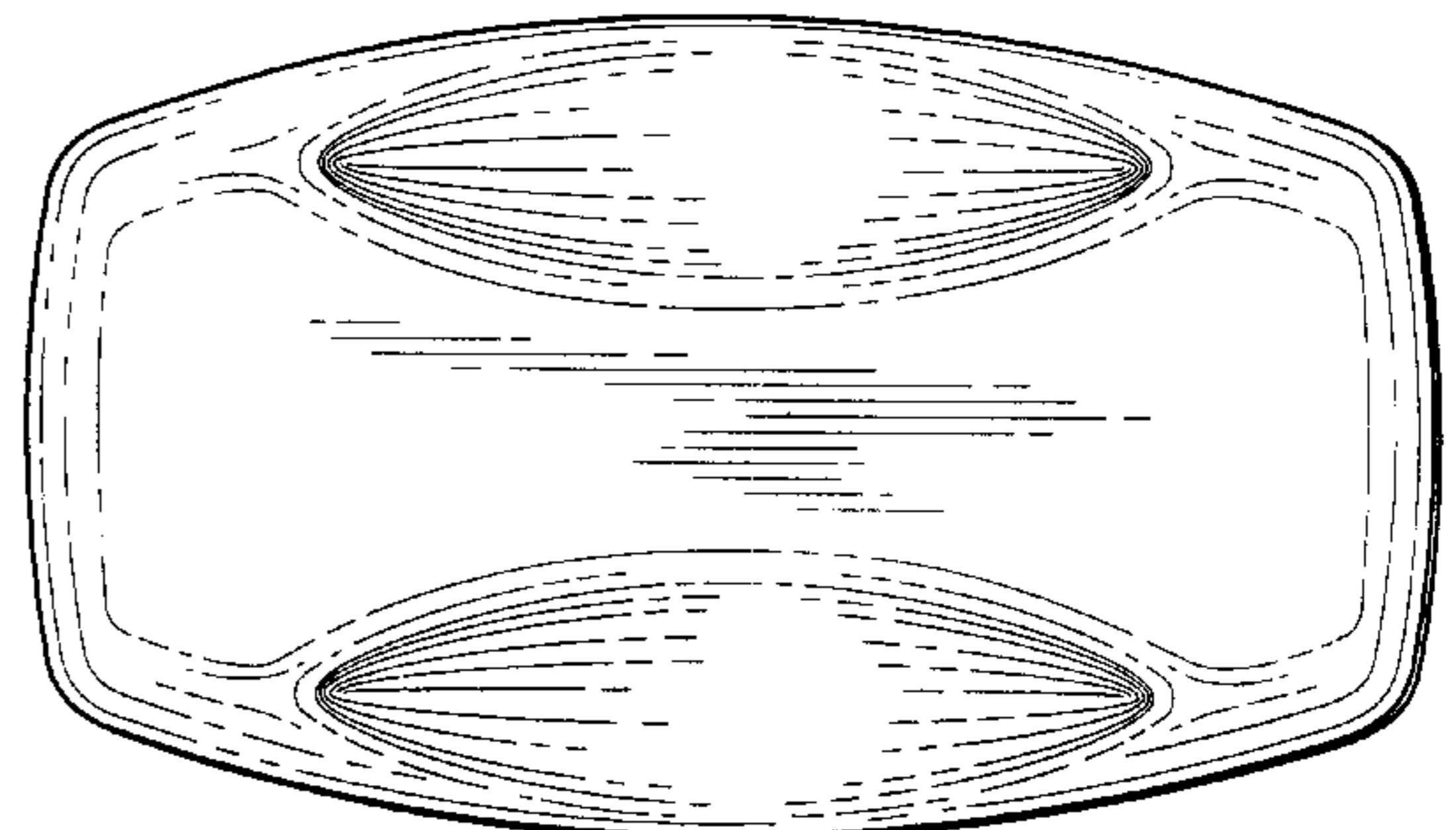
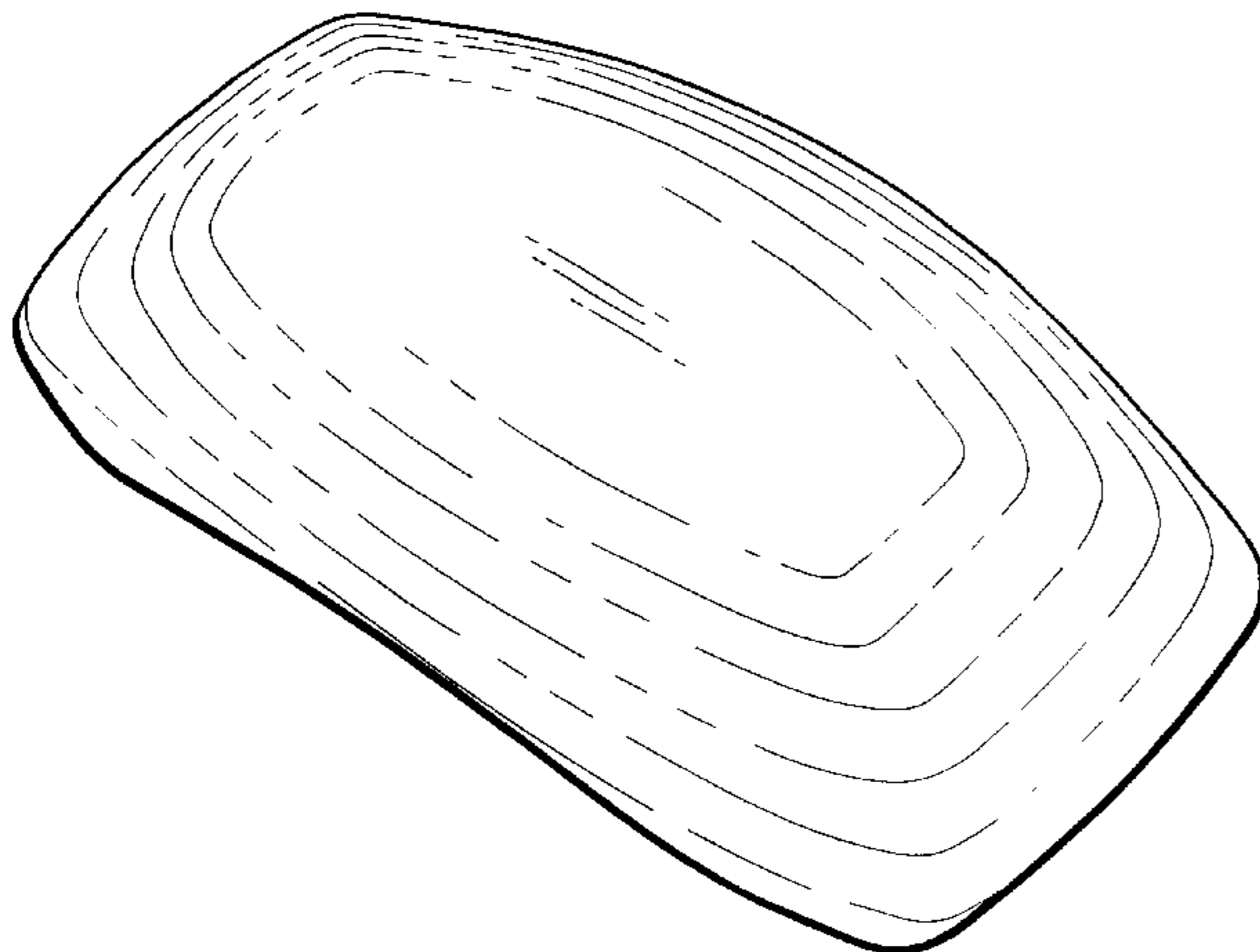
(57) **CLAIM**

The ornamental design for a soap bar, as shown and described.

DESCRIPTION

FIG. 1 is a perspective view from the top of a soap bar showing my new design;
 FIG. 2 is a front elevation view thereof;
 FIG. 3 is a rear elevation view thereof;
 FIG. 4 is a right side elevational view thereof;
 FIG. 5 is a left side elevational view thereof;
 FIG. 6 is a top plan view thereof; and,
 FIG. 7 is a bottom plan view thereof.

1 Claim, 4 Drawing Sheets



US D470,271 S

Page 2

U.S. PATENT DOCUMENTS

D218,368 S	8/1970	Johnson		D348,539 S	*	7/1994	Crawford	D28/8.1
D226,038 S	1/1973	Barere		D348,540 S		7/1994	Crawford	D28/8.1
D249,724 S	9/1978	Cosman		D348,541 S	*	7/1994	Crawford	D28/8.1
D262,663 S	1/1982	Neu et al.	D348,955 S	*	7/1994	Crewe et al.	D28/8.1
D285,259 S	8/1986	Tovey		D351,683 S		10/1994	Crawford	D28/8.1
D293,487 S	12/1987	Swanson	D356,474 S	*	3/1995	Chow	D28/8.1
D300,673 S	4/1989	Rhoa et al.		D363,144 S		10/1995	Dziersk et al.	D28/8.1
D301,762 S	6/1989	Oshlack		D374,742 S	*	10/1996	Doughty et al.	D28/8.1
D330,093 S	* 10/1992	Best et al.	D430,346 S	*	8/2000	Van Der Hagen	D28/8.1
D343,919 S	2/1994	Crawford	D451,241 S	*	11/2001	Ragusa	D28/8.1
D345,817 S	* 4/1994	Crawford	D451,243 S		11/2001	Katz et al.	D28/8.1

* cited by examiner

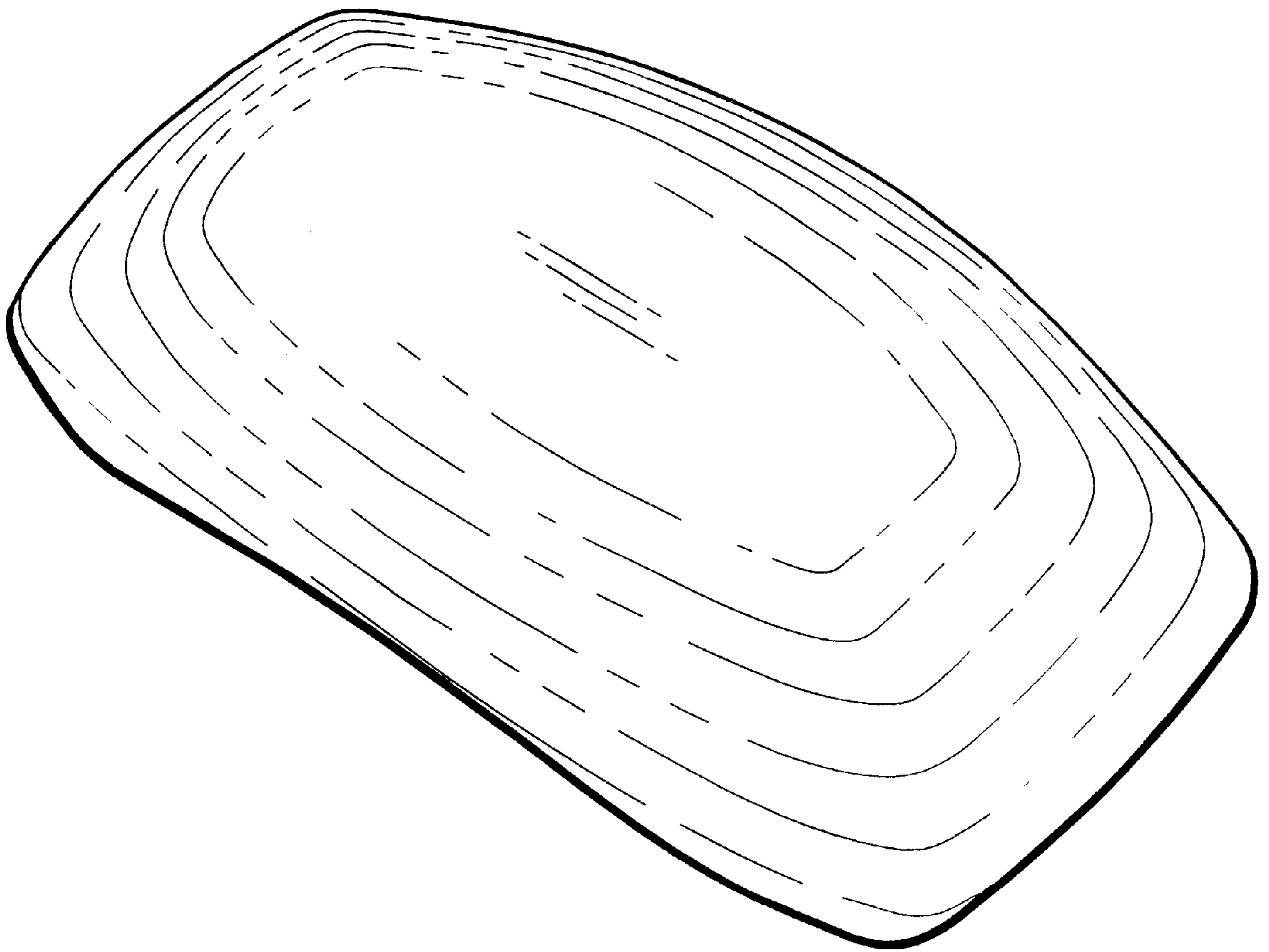


FIG. 1




FIG. 2




FIG. 3

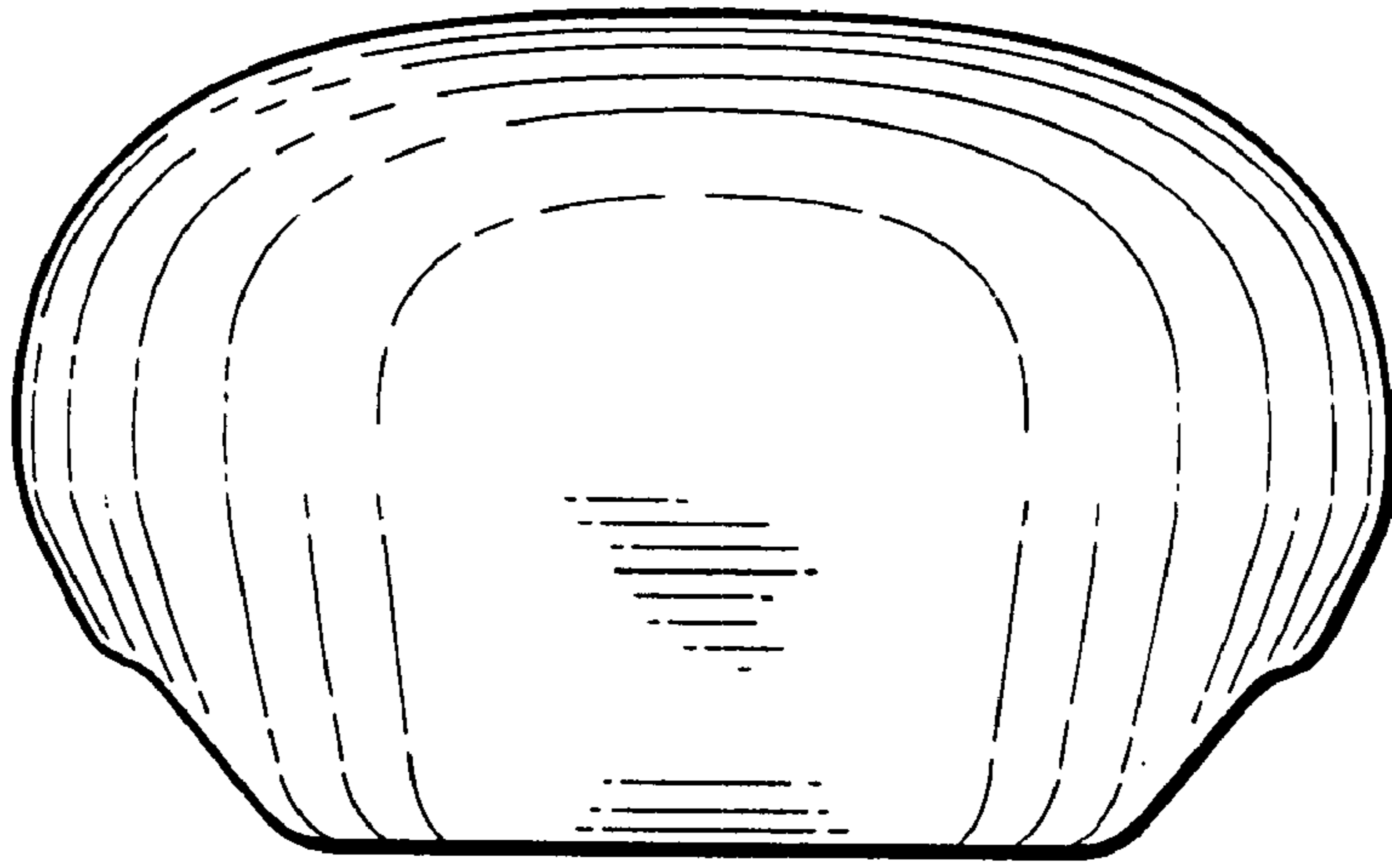


FIG. 4

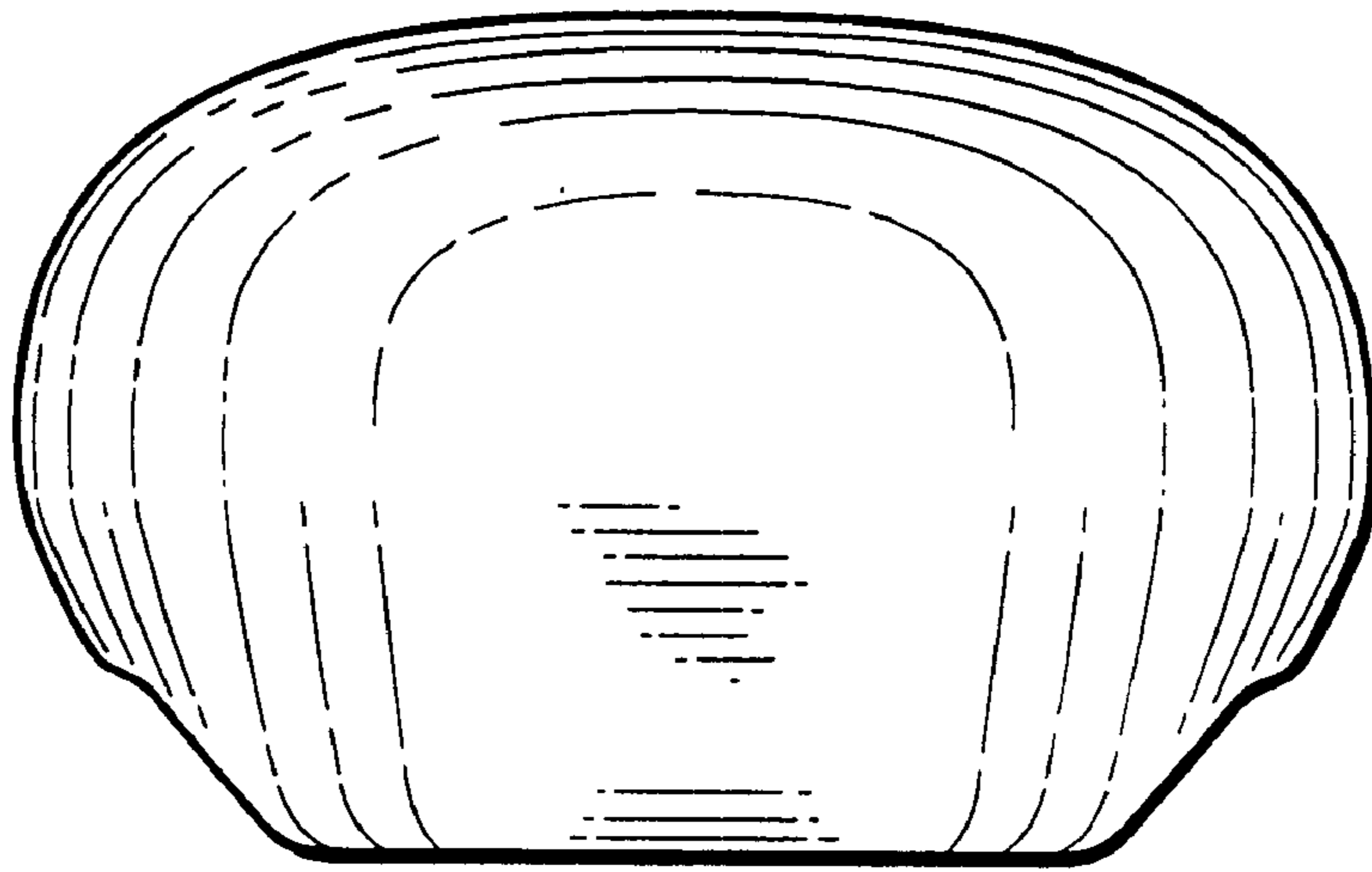


FIG. 5

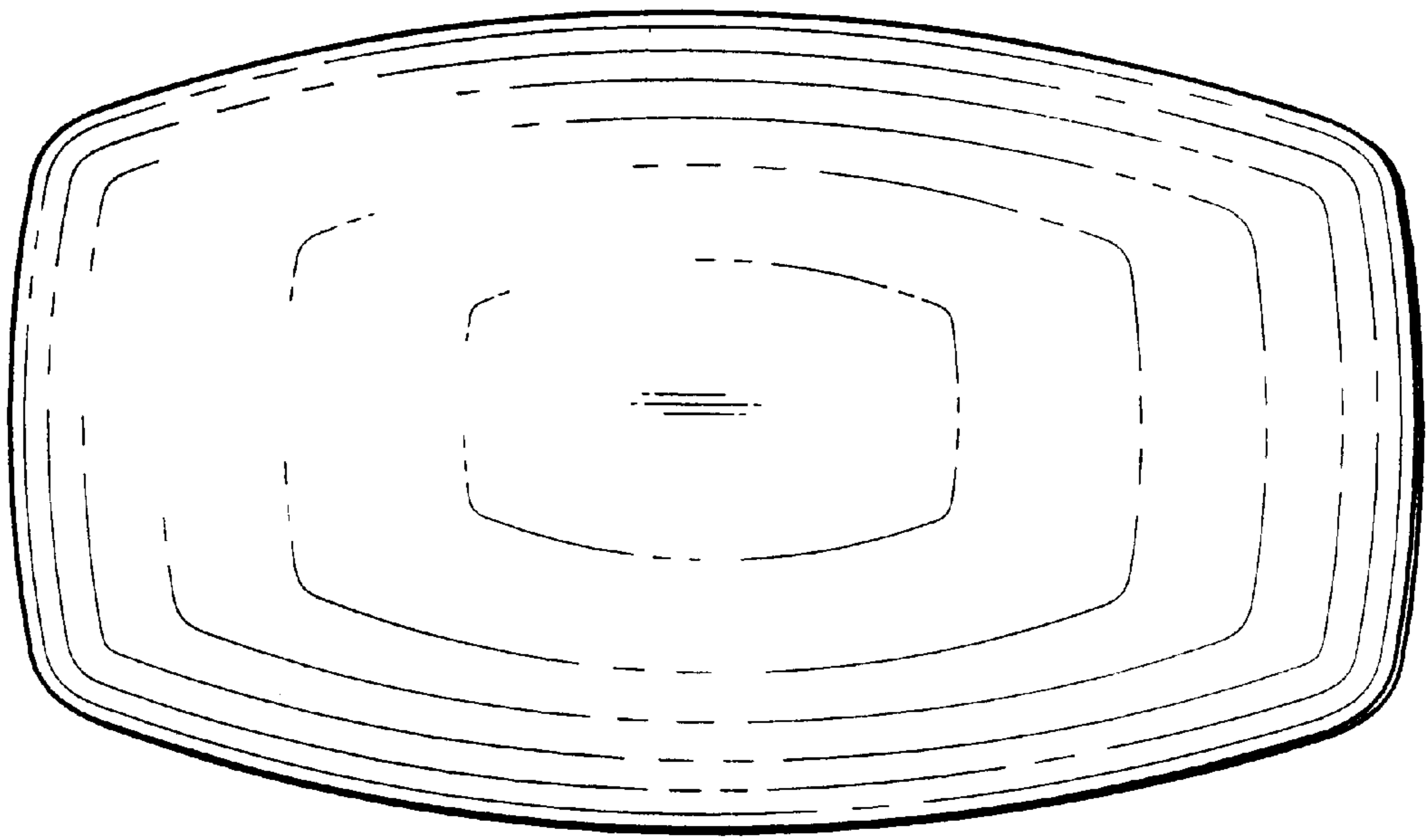


FIG. 6

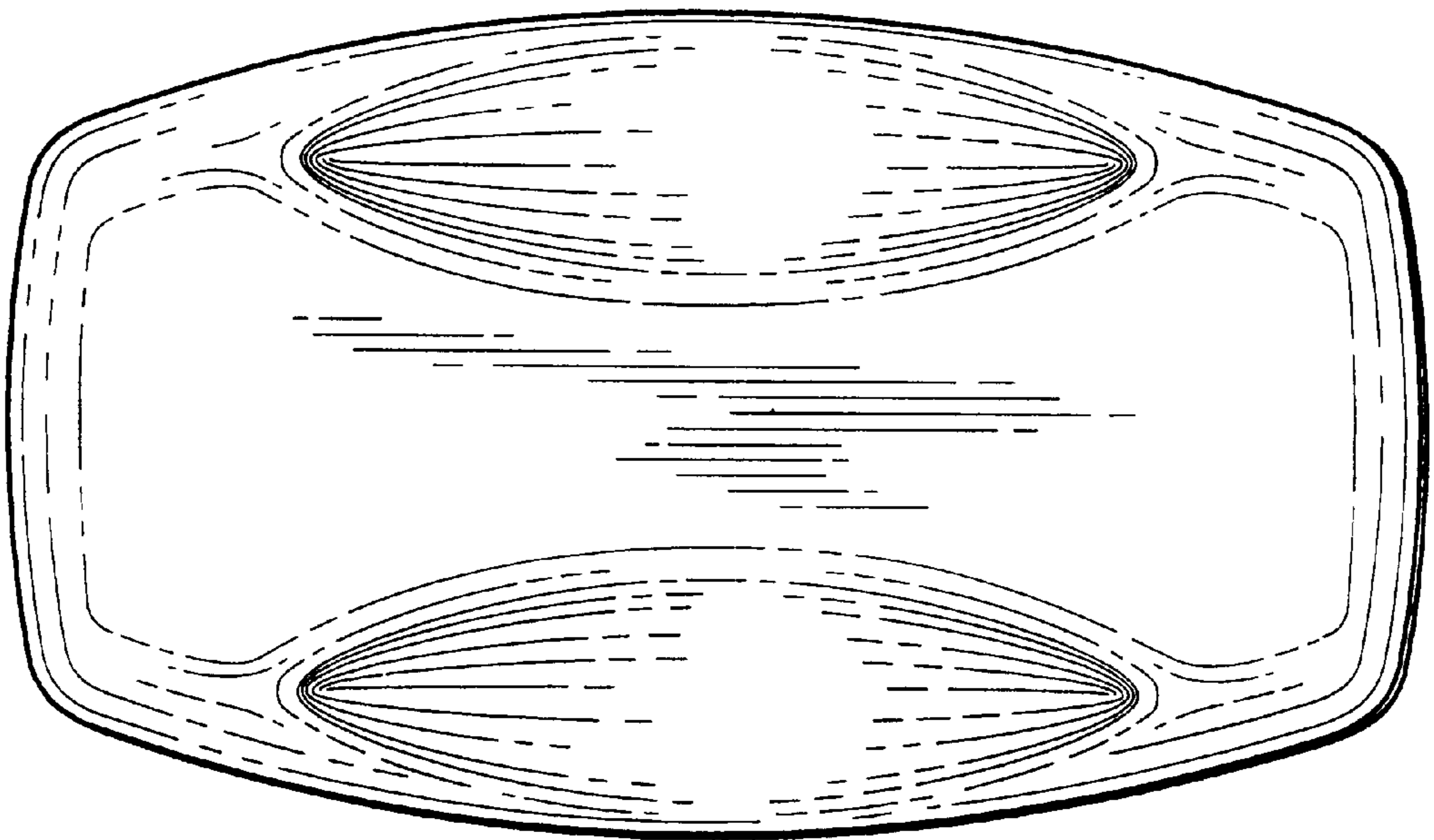


FIG. 7