



US00D470269S

(12) **United States Design Patent**
Luo

(10) **Patent No.:** **US D470,269 S**

(45) **Date of Patent:** **** Feb. 11, 2003**

(54) **DISPOSABLE LIGHTER**

(57) **CLAIM**

(76) **Inventor:** **Ying Wen Luo**, 1225 Campbell Ave.,
Alhambra, CA (US) 91801

The ornamental design for a disposable lighter, as shown and described.

(**) **Term:** **14 Years**

DESCRIPTION

(21) **Appl. No.:** **29/161,894**

FIG. 1 is a perspective view of my new design, wherein the phantom lines are merely to depict how decorative articles can be attached to two side grooves of my new design.

(22) **Filed:** **Jun. 6, 2002**

FIG. 2 is a front view thereof.

(51) **LOC (7) Cl.** **27-05**

FIG. 3 is a rear view thereof.

(52) **U.S. Cl.** **D27/156**

FIG. 4 is a right end view thereof.

(58) **Field of Search** D27/141, 154,
D27/156, 158, 161; 431/267, 273, 274,
277, 254, 256, 143

FIG. 5 is a left end view thereof.

FIG. 6 is a top view thereof.

(56) **References Cited**

FIG. 7 is a bottom view thereof; and,

U.S. PATENT DOCUMENTS

FIG. 8 is an exploded perspective view of FIG. 1, wherein the decorative articles depicted by the phantom lines are exploded to illustrate how they are connected to two side grooves of my new design.

D314,063 S * 1/1991 Shike et al. D27/154
5,624,254 A * 4/1997 Kee 431/277

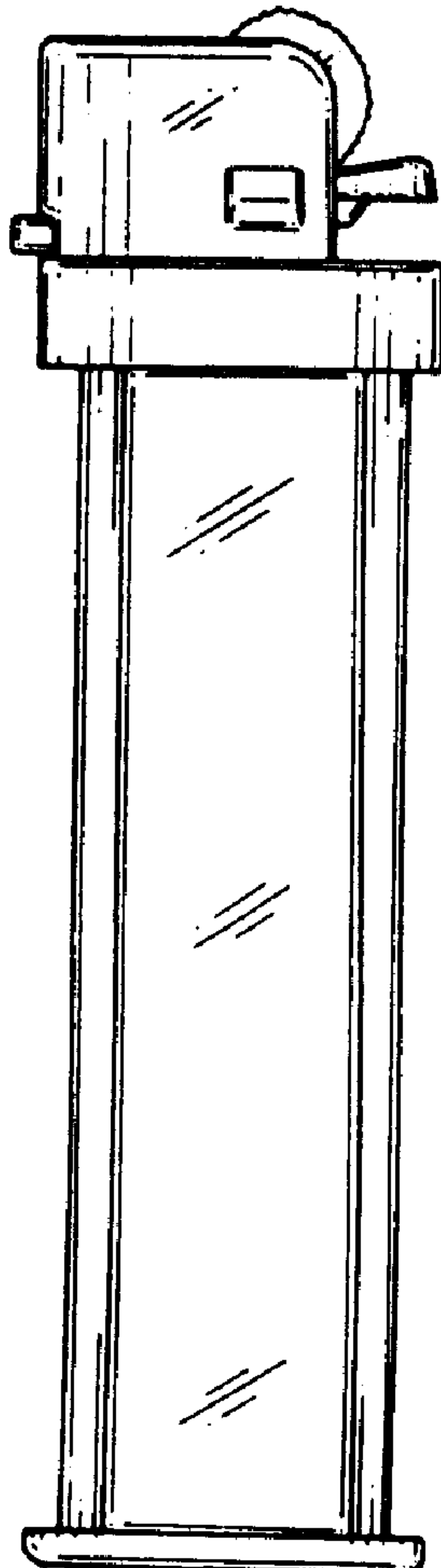
The phantom line environmental showing is for illustrative purposes only and forms no part of the claimed design.

* cited by examiner

Primary Examiner—Jennifer Rivard

(74) *Attorney, Agent, or Firm*—Raymond Y. Chan; David &
Raymond Patent Group

1 Claim, 8 Drawing Sheets






FIG. 1



FIG. 2



FIG. 3

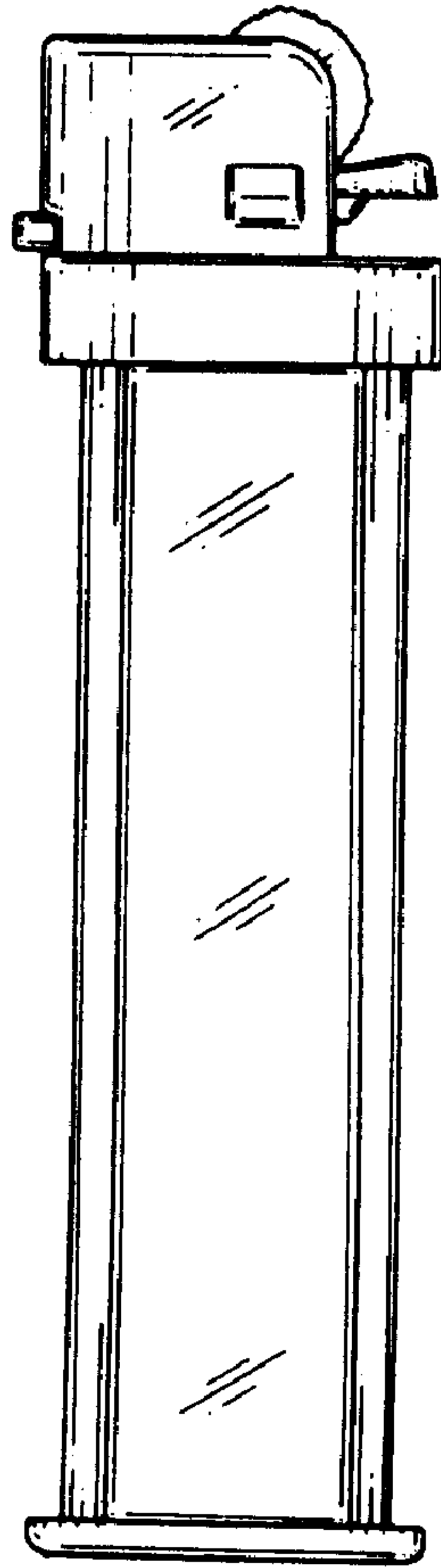


FIG. 4

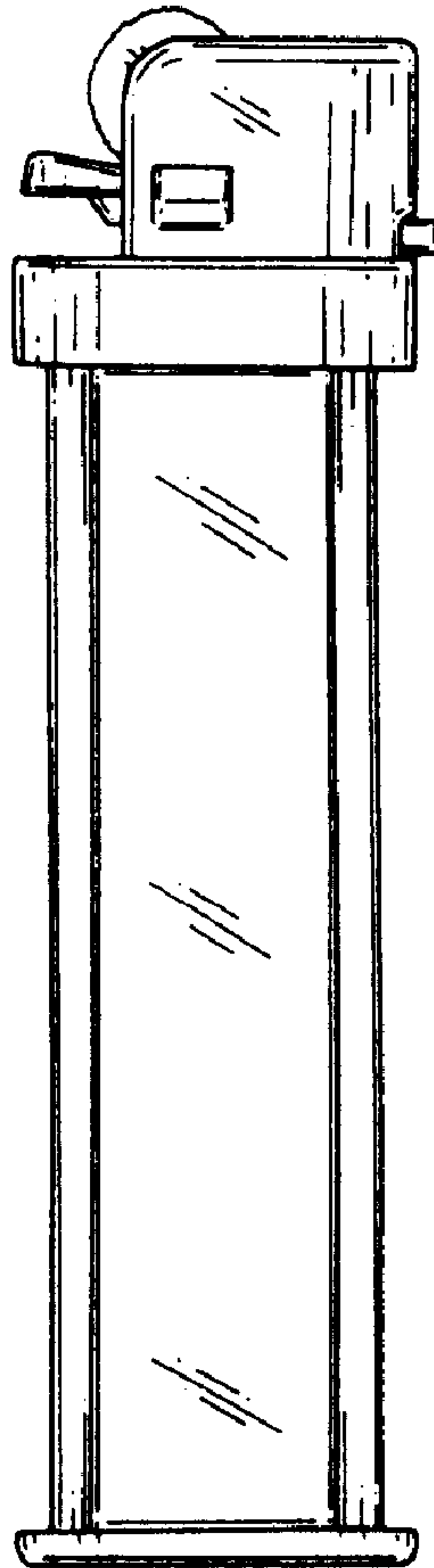


FIG. 5




FIG. 6

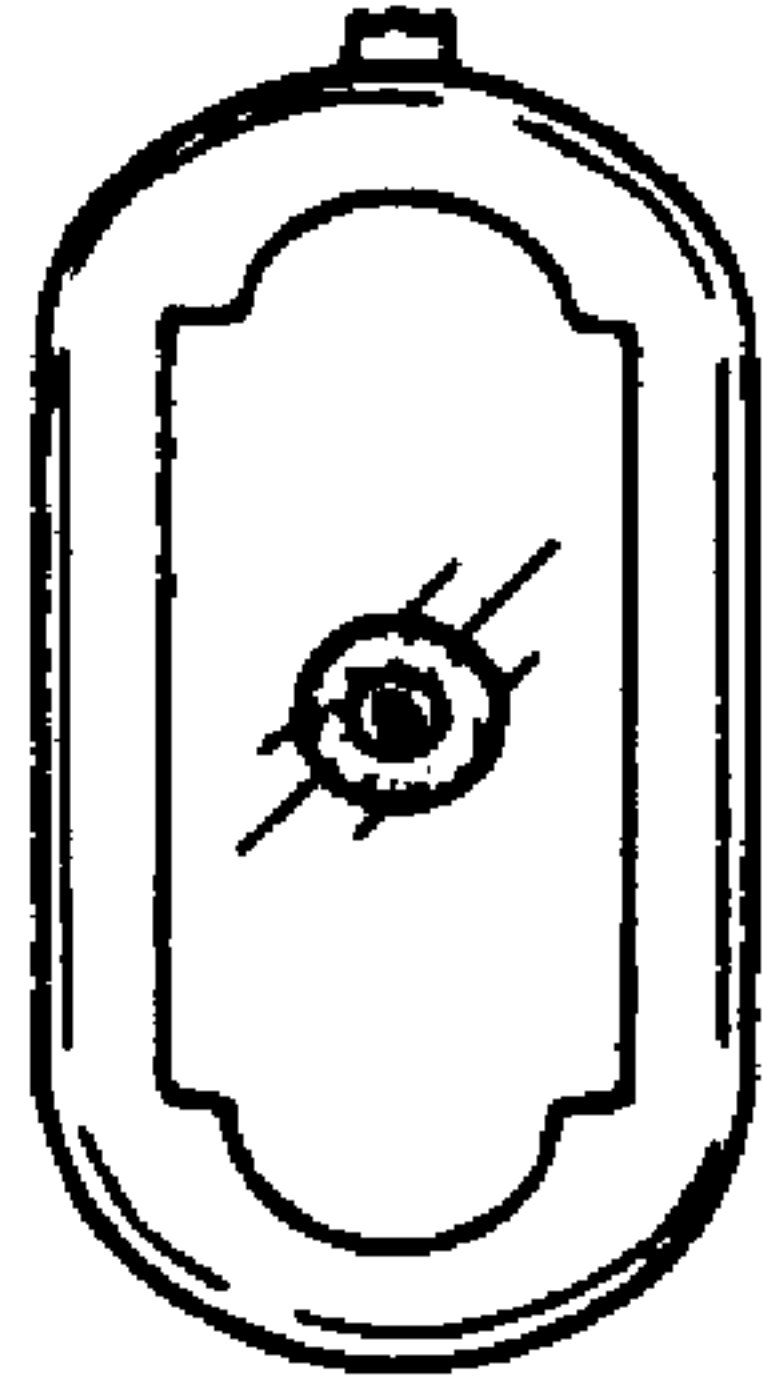


FIG. 7

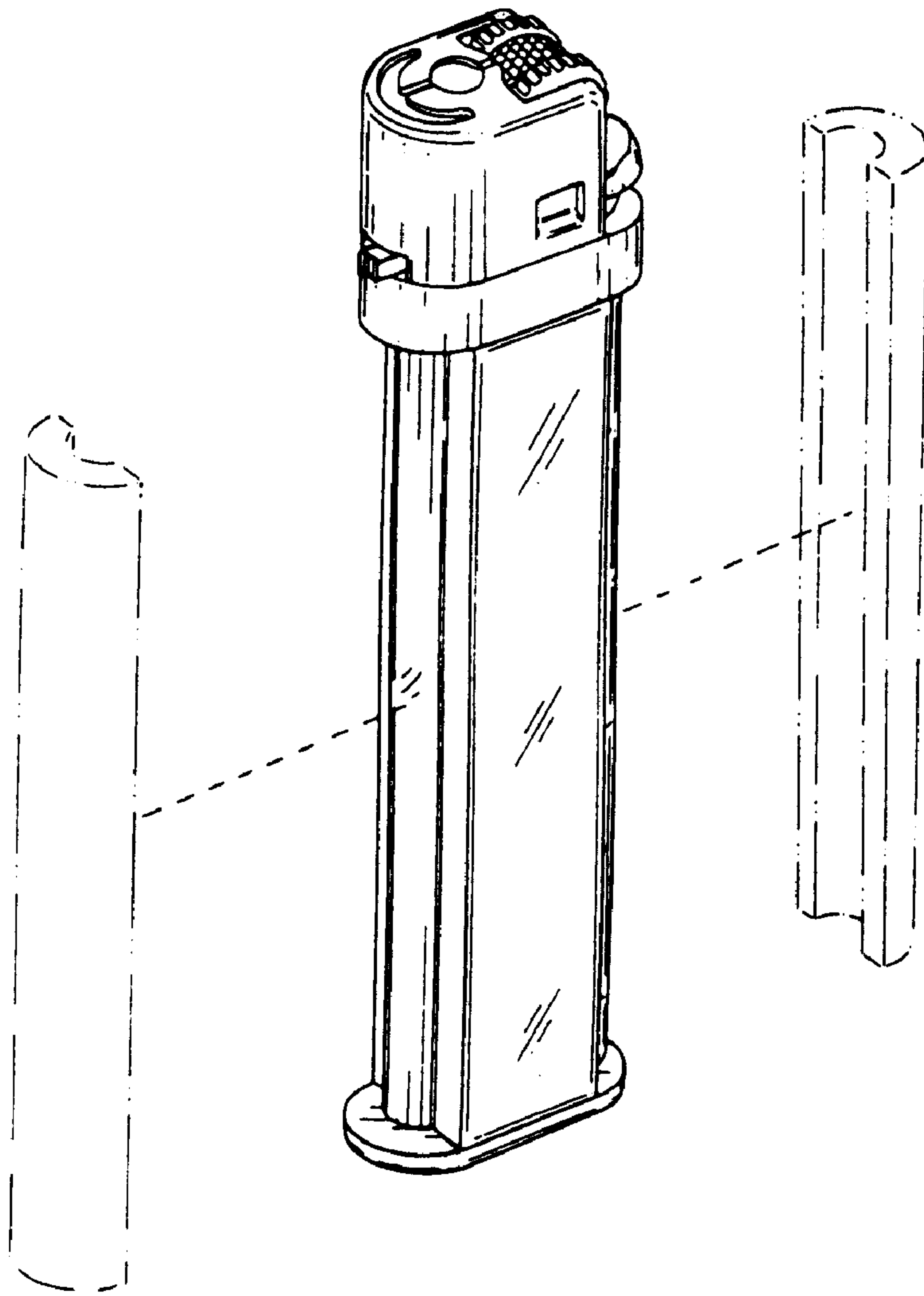


FIG. 8