



US00D470264S

(12) **United States Design Patent**
Dolan

(10) **Patent No.:** **US D470,264 S**

(45) **Date of Patent:** **** Feb. 11, 2003**

(54) **TABLE LAMP**

(76) **Inventor:** **Patrick S. Dolan**, 1901 NW. Upshur,
Portland, OR (US) 97209

(**) **Term:** **14 Years**

(21) **Appl. No.:** **29/158,657**

(22) **Filed:** **Apr. 4, 2002**

(51) **LOC (7) Cl.** **26-03**

(52) **U.S. Cl.** **D26/110**

(58) **Field of Search** D26/93-112, 142;
362/410-414

(56) **References Cited**

U.S. PATENT DOCUMENTS

D459,534 S * 6/2002 Dolan D26/110

OTHER PUBLICATIONS

Westwood, Cleveland, OH, Cat. 399 YR: 1999 p. 41 Model:
7462-187 CHM.

American Lighting, Riverside, CA, YR. 2001/2002 p. 62
Model: 9421T.

American Lighting, Riverside, CA, YR. 2001/2002 p. 18
Model: 9835T.

American Lighting, Riverside, CA, YR. 2001/2002 p. 77
Model: 6938T.

Murray Feiss, Bronx, NY, vol. 2000, YR: 2000 p. 199
Model: B605.

Genesis Lighting, Elizabeth, NJ, YR: 1992 p. S2 Model:
7012 PB 472.

Fine Art Lamps, Miami Lakes, Hialeah, FL, Cat. 2000 YR:
2000 p. 111 Model: 622310.

Van Teal, Miami, FL, YR: 2001 p. 108 Model: 20449.

Van Teal, Miami, FL, YR: 2001 p. 45 Model: 643672.

Westwood, Cleveland, OH, Cat. #699, YR: 1999 p. S-70
Model: 4416-453.

Fredrick Cooper, Chicago, IL, Cat YR: 1996 p. 24 Model:
9994.

Lite Source, Chino, CA, YR: Mar. 2001 p. SB-6 Model:
LS-3688.

Fine Art Lamps, Hialeah, FL, YR: 1998 p. 18 Model:
607730.

Minoff Lamp, Cleveland, OH, YR: 1994 p. 29 Model:
52-184 SD.

Currey & Co., Atlanta, GA, YR: Fall 1999 p. 14 Model:
6187.

Currey & Co., Atlanta, GA, YR: 2000 p. 9 Model: 8184.

* cited by examiner

Primary Examiner—Alan P. Douglas

Assistant Examiner—Linda Brooks

(57) **CLAIM**

The ornamental design for a table lamp, as shown and
described.

DESCRIPTION

FIG. 1 is a perspective view thereof;


FIG. 2 is a front elevational view thereof, all sides being
identical;

FIG. 3 is a top view thereof; and,

FIG. 4 is a bottom plan view thereof.

The broken line showing of environmental structure in
FIGS. 1-4 is for illustrative purposes only and form no part
of the claimed design.

1 Claim, 4 Drawing Sheets






FIG. 1

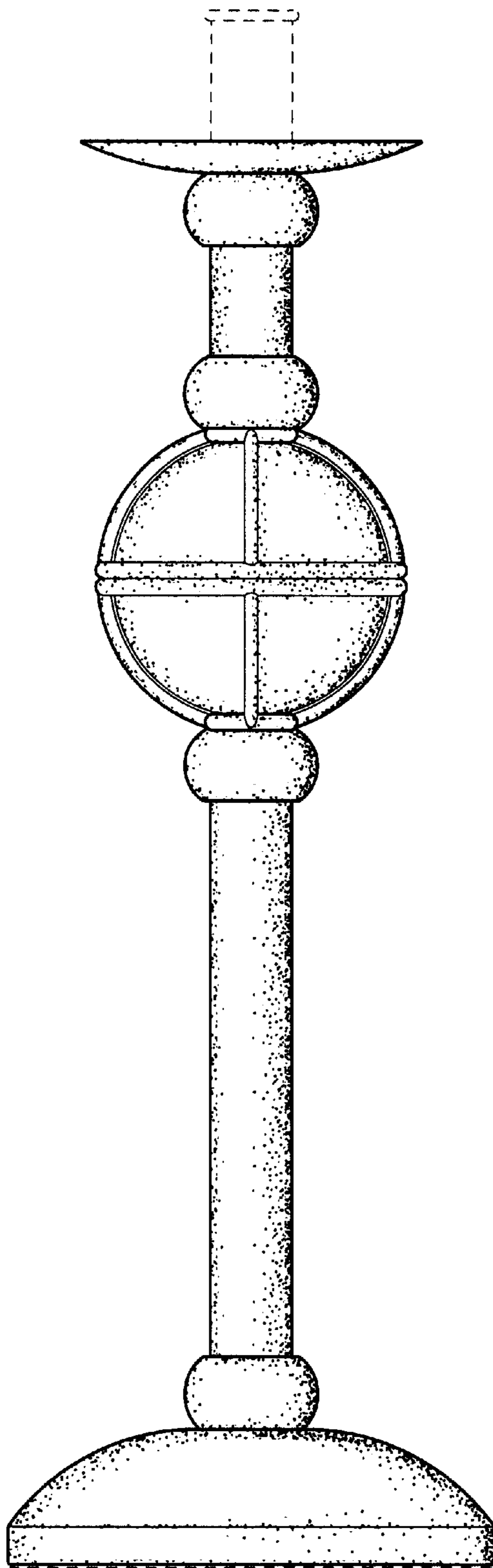


FIG. 2

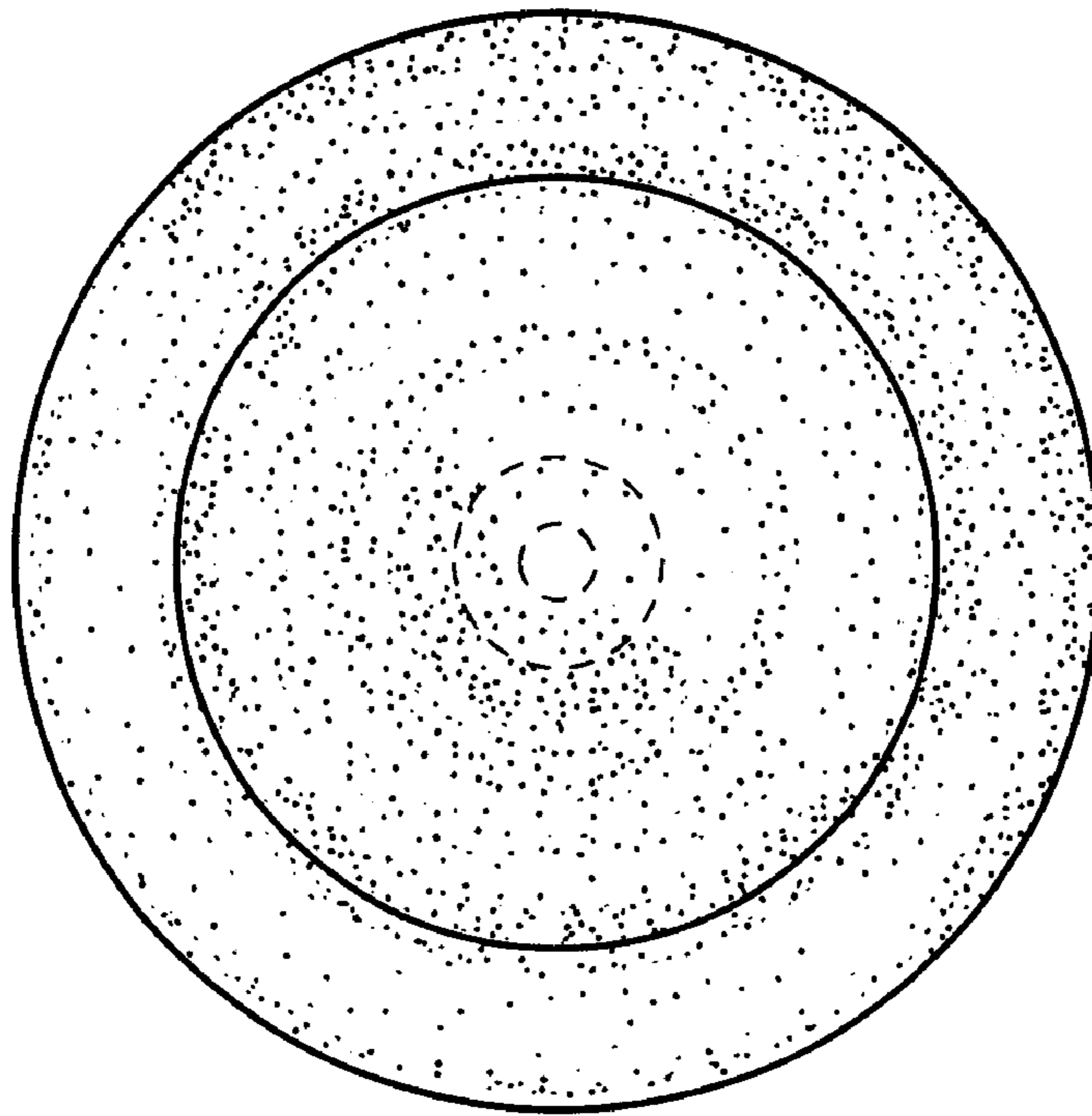


FIG. 3

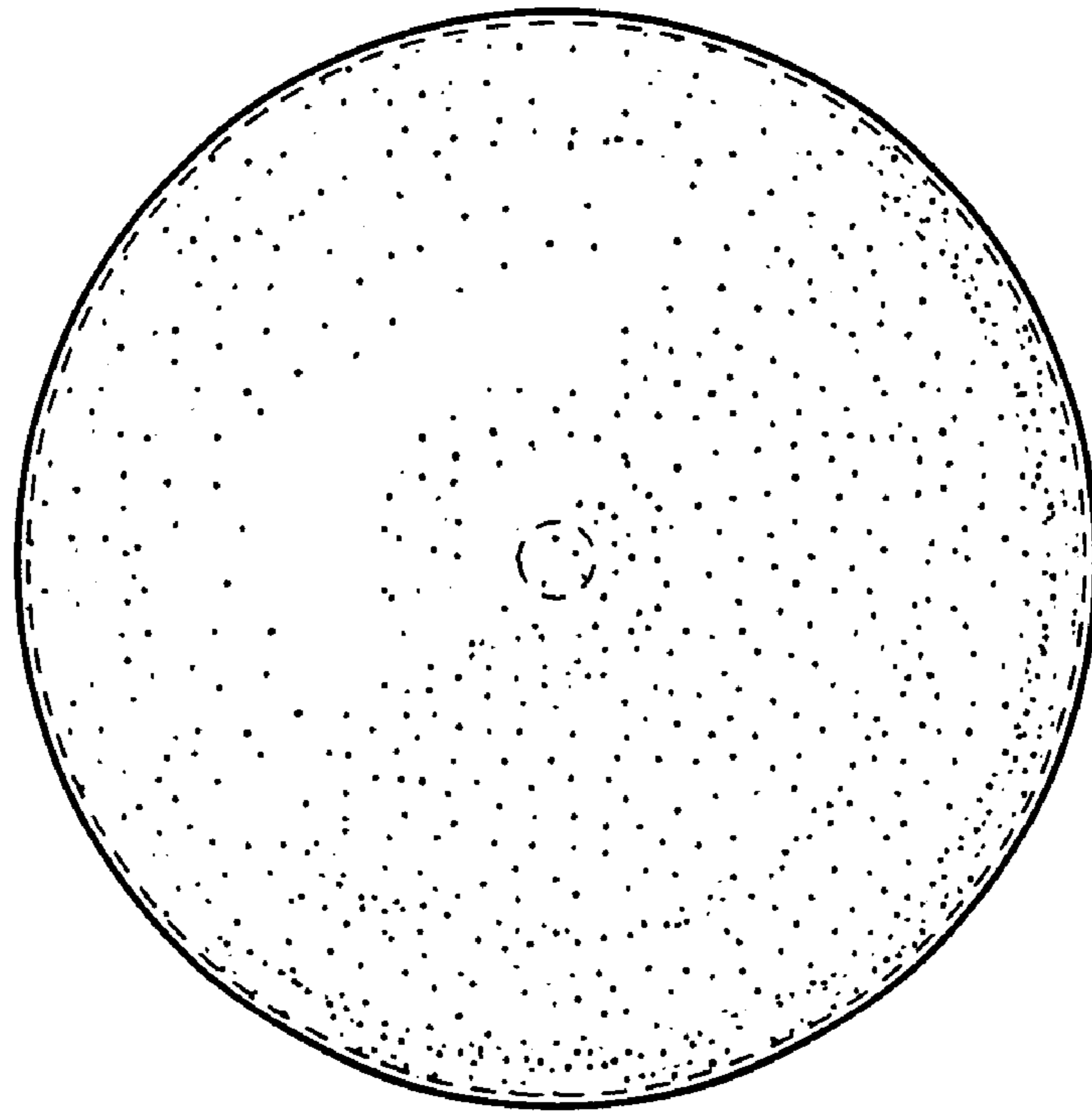


FIG. 4