



US00D470233S

(12) **United States Design Patent**
Sarkinen et al.

(10) **Patent No.:** **US D470,233 S**

(45) **Date of Patent:** **** Feb. 11, 2003**

(54) **VENTILATION GRILL FOR ATTACHMENT TO AN EQUIPMENT ENCLOSURE DOOR OR PANEL**

(75) **Inventors:** **Scott A. Sarkinen**, Mounds View, MN (US); **Scott A. Davidson**, Savage, MN (US); **Joseph A. Halfen**, Woodbury, MN (US); **Micah T. Somers**, Minneapolis, MN (US); **Neil T. Amundsen**, Minneapolis, MN (US)

(73) **Assignee:** **Terago Communications, Inc.**, Maple Grove, MN (US)

(**) **Term:** **14 Years**

(21) **Appl. No.:** **29/147,095**

(22) **Filed:** **Aug. 22, 2001**

(51) **LOC (7) Cl.** **23-04**

(52) **U.S. Cl.** **D23/388**

(58) **Field of Search** D23/354, 386-395, D23/397, 411-412, 421, 499; 72/67, 80, 82-84, 86; 52/95, 302.3, 473; 416/244 R, 247 R; D25/53, 142, 152-156; 329/347, 365-369; 454/237, 250, 275-283, 309-320

(56) **References Cited**

U.S. PATENT DOCUMENTS

D32,968 S	*	7/1900	Fair	D23/398
4,320,261 A		3/1982	Scerbo et al.		
5,040,752 A		8/1991	Morrison		
D338,954 S	*	8/1993	Brock	D23/387
D354,904 S		1/1995	Halsten		
5,398,991 A		3/1995	Smith et al.		
5,720,632 A		2/1998	Viklund		
5,731,546 A		3/1998	Miles et al.		
5,766,070 A	*	6/1998	Schwarz	454/315 X
5,862,291 A		1/1999	Stockman et al.		

D408,907 S	4/1999	Moreno
5,893,539 A	4/1999	Tran et al.
5,921,402 A	7/1999	Magenheimer
5,922,997 A	7/1999	Lecinski
5,947,429 A	9/1999	Sweere et al.
5,992,809 A	11/1999	Sweere et al.
6,006,243 A	12/1999	Karidis
6,019,323 A	2/2000	Jette
6,019,332 A	2/2000	Sweere et al.
D427,674 S	7/2000	Moreno
6,118,075 A	9/2000	Baker et al.
6,127,631 A	10/2000	Green et al.
6,144,549 A	11/2000	Moss et al.
6,170,784 B1	1/2001	MacDonald et al.
D437,405 S	2/2001	Schrank
6,195,493 B1	2/2001	Bridges
D438,948 S	3/2001	Schrank
6,215,069 B1	4/2001	Martin et al.
6,219,235 B1	4/2001	Diaz et al.
6,223,909 B1	5/2001	Mendoza

* cited by examiner

Primary Examiner—Louis S. Zarfaz

Assistant Examiner—Robert A. Delehanty

(74) *Attorney, Agent, or Firm*—Kagan Binder, PLLC.

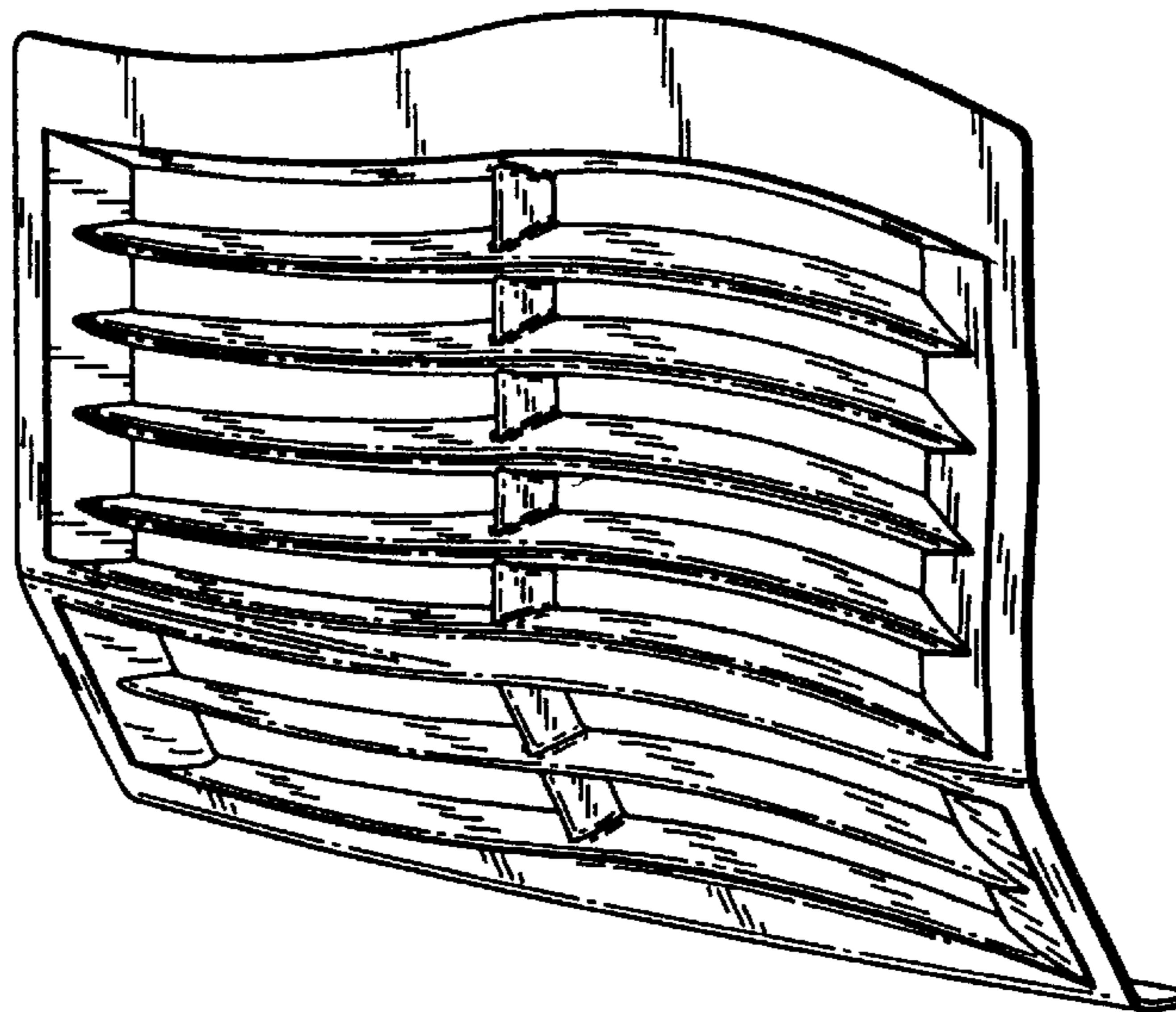
(57) **CLAIM**

The ornamental design for a ventilation grill for attachment to an equipment enclosure door or panel, as shown.

DESCRIPTION

FIG. 1 is a perspective view of the front face of a ventilation grill of the present design; and, FIG. 2 is a front plan view thereof; FIG. 3 is a rear plan view thereof; FIG. 4 is a top elevational view thereof; FIG. 5 is a bottom elevational view thereof; FIG. 6 is a right side elevational view thereof; and, FIG. 7 is a left side elevational view thereof.

1 Claim, 3 Drawing Sheets



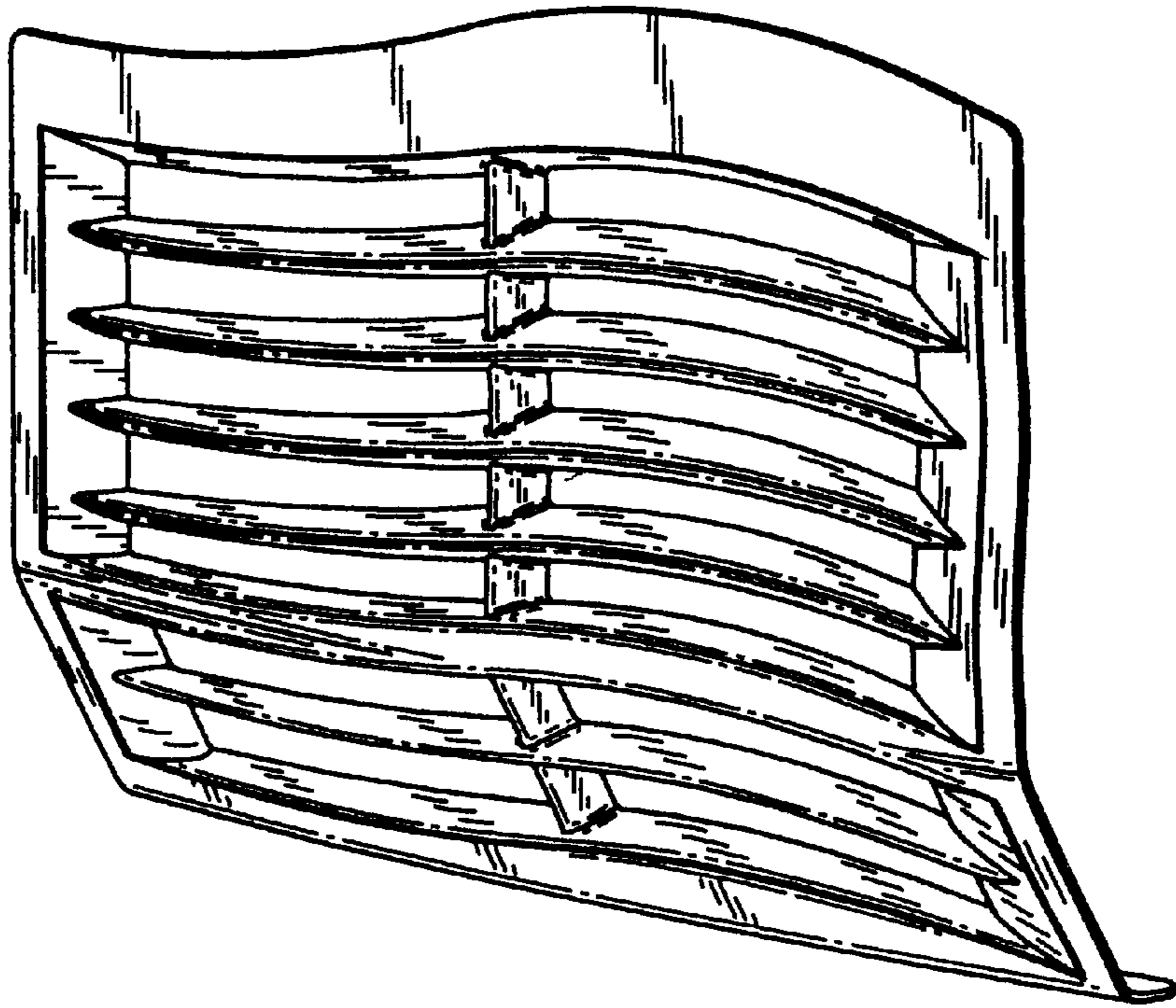


Fig. 1

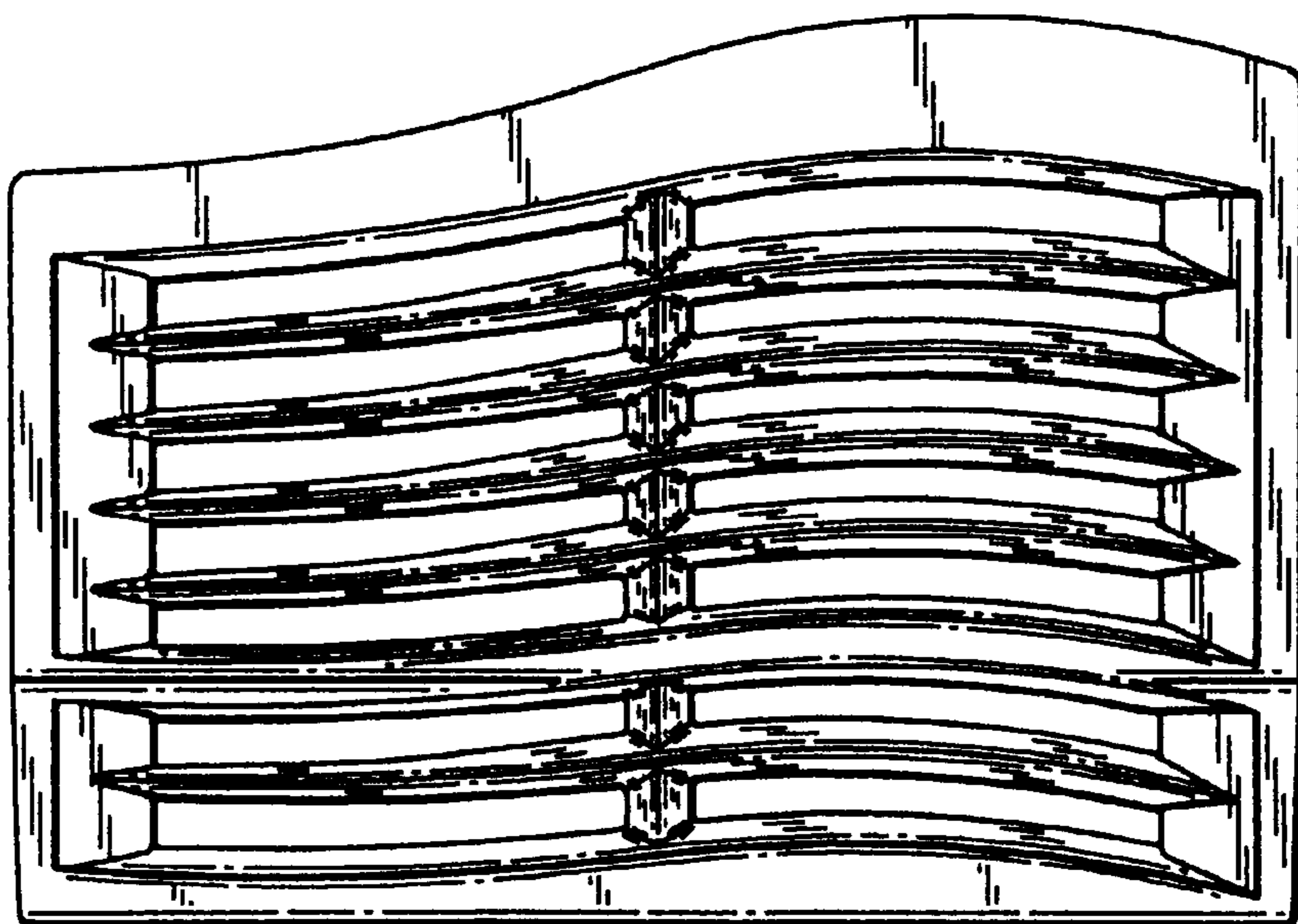


Fig. 2

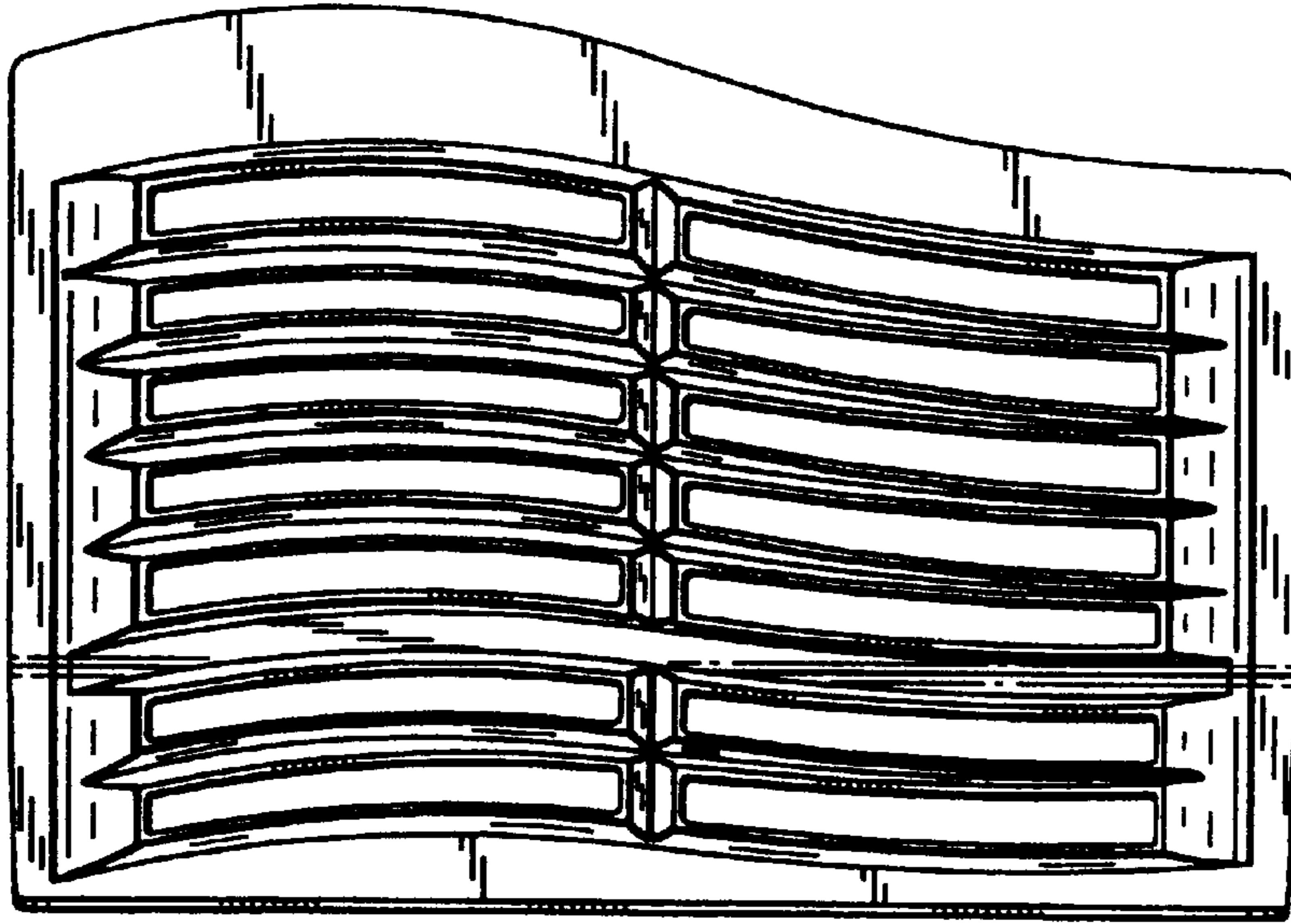


Fig. 3

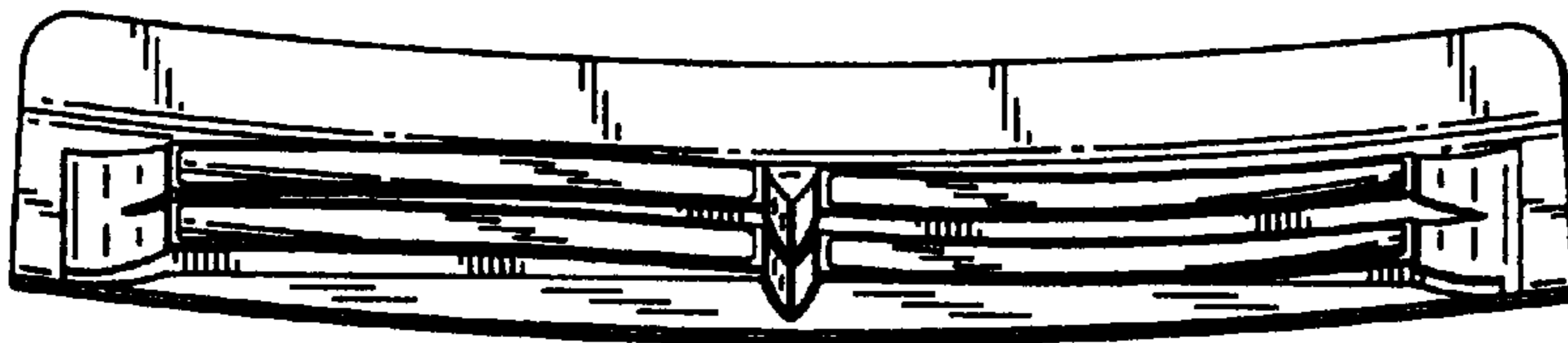


Fig. 4




Fig. 5




Fig. 6




Fig. 7