

US00D470229S

(12) **United States Design Patent**
Roberts

(10) **Patent No.:** **US D470,229 S**

(45) **Date of Patent:** **** Feb. 11, 2003**

- (54) **SINK**
- (76) Inventor: **Samuel K. Roberts**, 20 Morgan Ct.,
Lincoln, RI (US) 02865
- (**) Term: **14 Years**
- (21) Appl. No.: **29/157,792**
- (22) Filed: **Mar. 26, 2002**
- (51) **LOC (7) Cl.** **23-02**
- (52) **U.S. Cl.** **D23/290**
- (58) **Field of Search** D23/284-285,
D23/287, 290, 292, 293.1, 308; 4/619,
625, 627, 630-635, 637, 639-640, 642-652,
660

(56) **References Cited**

U.S. PATENT DOCUMENTS

580,136	A	*	4/1897	Lloyd	4/651
2,817,097	A	*	12/1957	Henley, Jr.	4/634
D234,464	S	*	3/1975	Stairs, Jr.	D23/290
D324,902	S	*	3/1992	Kohler, Jr. et al.	D23/290 X
D353,880	S	*	12/1994	Hauser, II	D23/290
D387,138	S	*	12/1997	Anderson	D23/285

D401,310	S	*	11/1998	Chang	D23/290
D421,104	S	*	2/2000	Kawamura	D23/284
D457,944	S		5/2002	Roberts		

* cited by examiner

Primary Examiner—Louis S. Zarfaz
Assistant Examiner—Robert A. Delehanty

(57) **CLAIM**

The ornamental design for a sink, as shown and described.

DESCRIPTION

FIG. 1 is a side, top perspective view of a sink showing my new design;
 FIG. 2 is a top perspective view thereof;
 FIG. 3 is a bottom perspective view thereof;
 FIG. 4 is a right, top perspective view thereof;
 FIG. 5 is a greatly enlarged detail view of the lower right corner thereof; and,
 FIG. 6 is a greatly enlarged detail view of the upper right corner thereof.
 Plumbing holes shown are for illustrative purposes only and form no part of the claimed design.

1 Claim, 3 Drawing Sheets




FIG. 1




FIG. 2




FIG. 3




FIG. 4




FIG. 5




FIG. 6

