



US00D470223S

(12) **United States Design Patent**  
Tessarollo et al.

(10) **Patent No.:** **US D470,223 S**

(45) **Date of Patent:** **\*\* Feb. 11, 2003**

(54) **WATER TAP**

D290,164 S \* 6/1987 Ko ..... D23/252

D312,866 S \* 12/1990 Gaffney et al. .... D23/255

D441,060 S \* 4/2001 Lefroy-Brooks ..... D23/255

(76) Inventors: **Mario Tessarollo**, Via Parolini, 51,  
36061 Bassano Del Grappa (VI) (IT);  
**Tiberio Cerato**, Piazza San Marco 43,  
36052 Enego (VI) (IT)

\* cited by examiner

(\*\*) Term: **14 Years**

*Primary Examiner*—Louis S. Zarfes

*Assistant Examiner*—Gregory Andoll

(21) Appl. No.: **29/147,103**

(74) *Attorney, Agent, or Firm*—Dykema Gossett, PLLC

(22) Filed: **Aug. 23, 2001**

(30) **Foreign Application Priority Data**

Feb. 26, 2001 (IT) ..... DM/055 427

(51) **LOC (7) Cl.** ..... **23-01**

(52) **U.S. Cl.** ..... **D23/238; D23/249; D23/252;**  
D23/255

(58) **Field of Search** ..... D23/238, 243,  
D23/250, 257; 4/675, 678; 137/807

(56) **References Cited**

**U.S. PATENT DOCUMENTS**

D201,859 S \* 8/1965 Young ..... D23/239

(57) **CLAIM**


We claim the ornamental design for a water tap, as shown and described.

**DESCRIPTION**

FIG. 1 is a left, front perspective view of a water tap showing the lever in a closed position; and,

FIG. 2 is a right, front perspective view thereof showing the lever in an open position.

**1 Claim, 2 Drawing Sheets**






Fig. 1




Fig. 2