



US00D470208S

(12) **United States Design Patent**
Bont

(10) **Patent No.:** **US D470,208 S**

(45) **Date of Patent:** **** Feb. 11, 2003**

(54) **IN-LINE SKATE FRAME**

(75) **Inventor:** **Inze Alexander Bont**, Campsie (AU)

(73) **Assignee:** **Bont Footwear Pty Limited**, Campsie (AU)

(**) **Term:** **14 Years**

(21) **Appl. No.:** **29/159,409**

(22) **Filed:** **Apr. 19, 2002**

(51) **LOC (7) Cl.** **21-02**

(52) **U.S. Cl.** **D21/764**

(58) **Field of Search** D21/760-764,
D21/771; 280/11.2, 11.12, 11.19, 11.22,
11.26, 11.27, 809, 825, 841

(56) **References Cited**

U.S. PATENT DOCUMENTS

D353,863 S * 12/1994 Chen
D363,964 S * 11/1995 Chen

D370,044 S * 5/1996 Lu
D435,880 S * 1/2001 DeMarchi D21/771
D446,272 S * 8/2001 Baron et al. D21/764

* cited by examiner

Primary Examiner—Raphael Barkai

(74) *Attorney, Agent, or Firm*—Marshall, Gerstein & Borun

(57) **CLAIM**

The ornamental design for an in-line skate frame, as shown and described.

DESCRIPTION

FIG. 1 is a perspective front view of an in-line skate frame showing a first embodiment of my new design.

FIG. 2 is a front elevational view thereof the rear elevational view being a mirror image thereof.

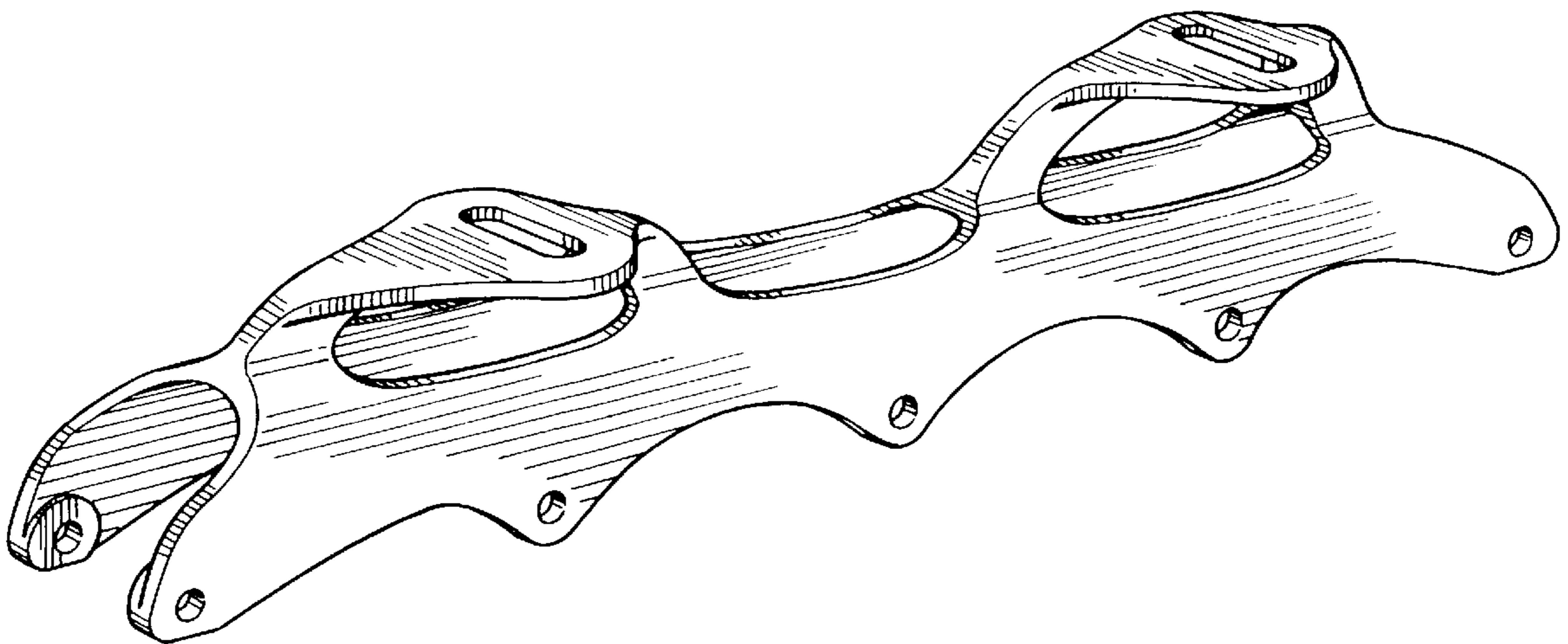
FIG. 3 is a plan view thereof;

FIG. 4 is an inverted plan view thereof;

FIG. 5 is a left side view; and,

FIG. 6 is a right side view;

1 Claim, 2 Drawing Sheets



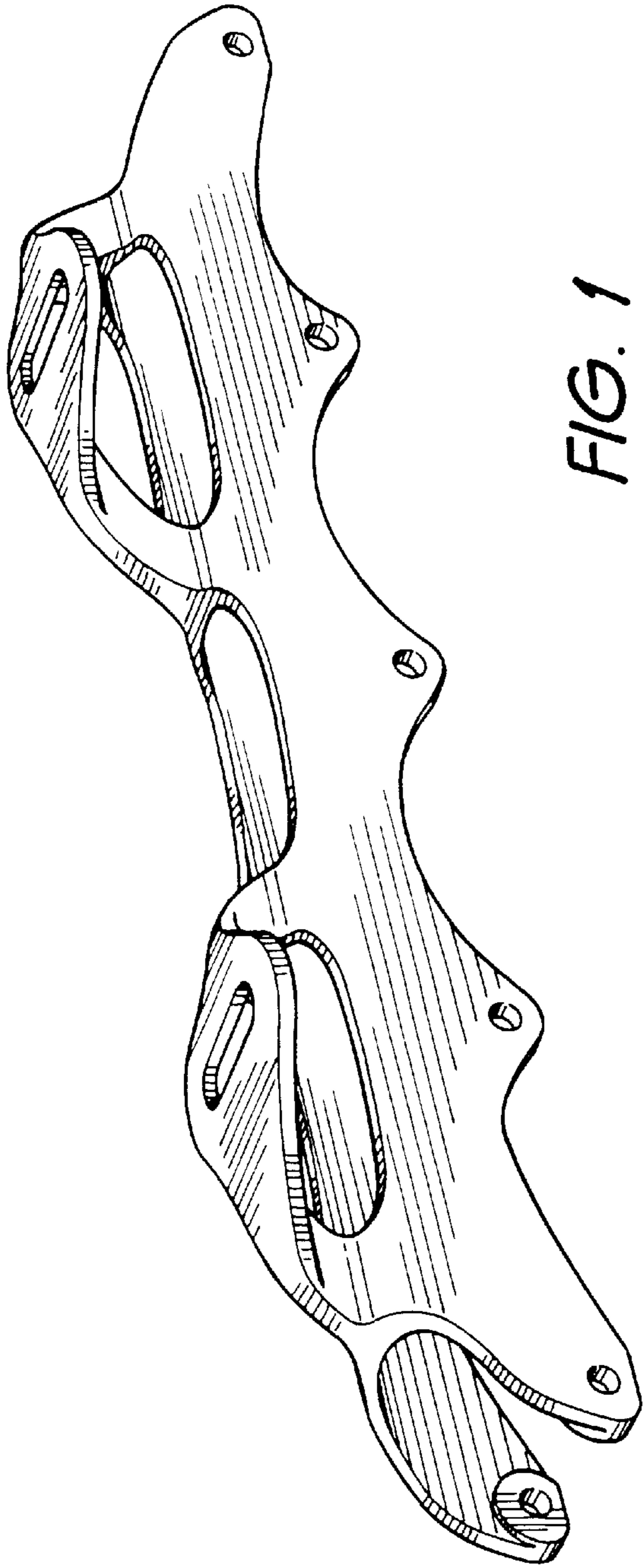


FIG. 1

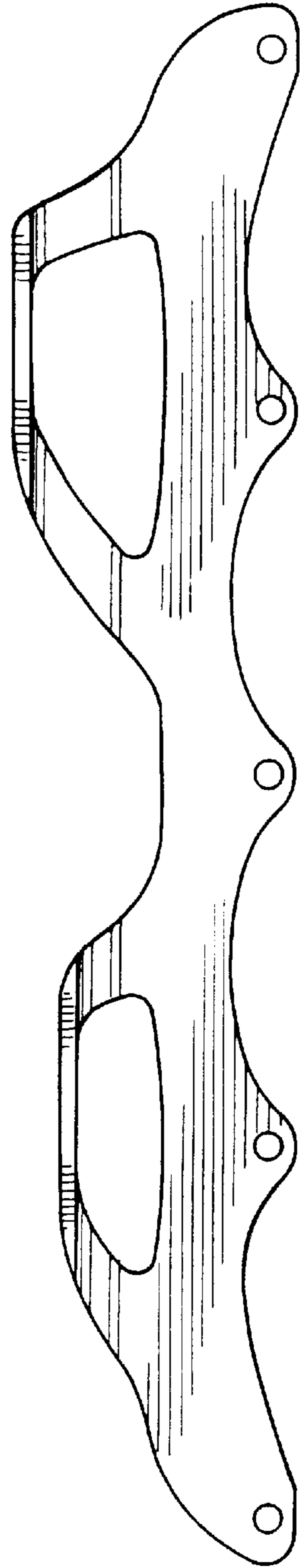


FIG. 2

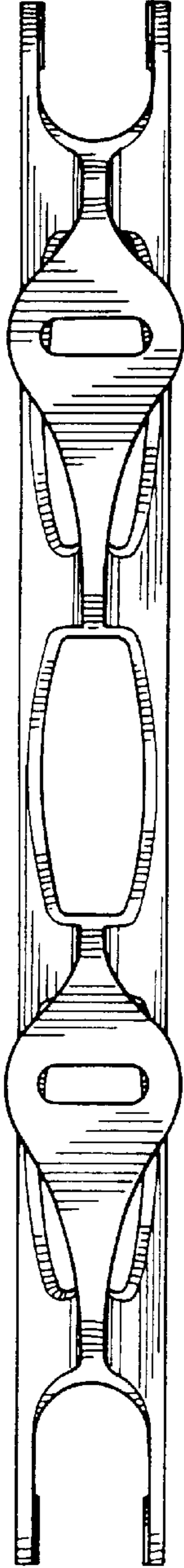


FIG. 3

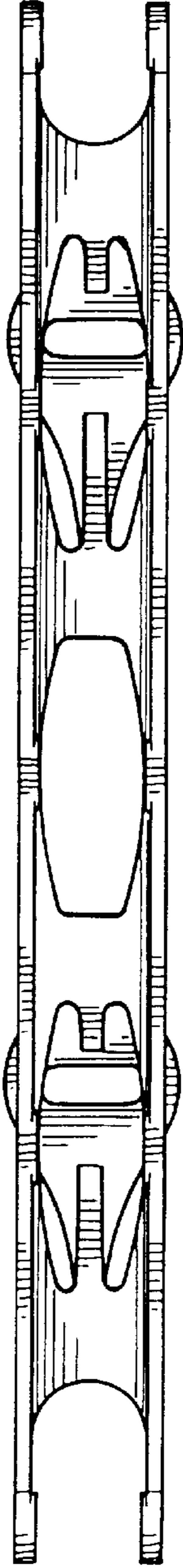


FIG. 4

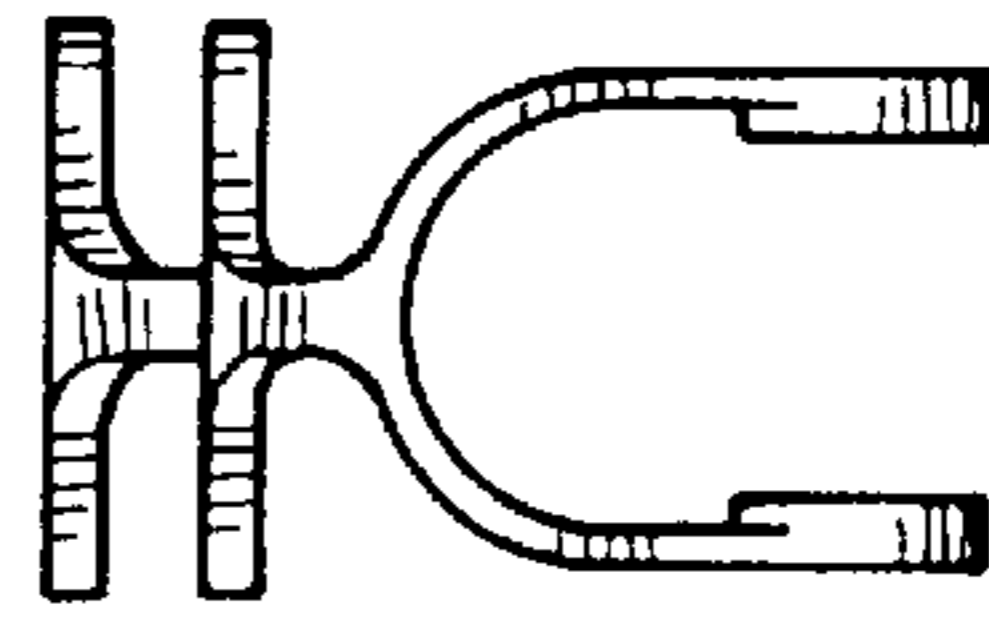


FIG. 5

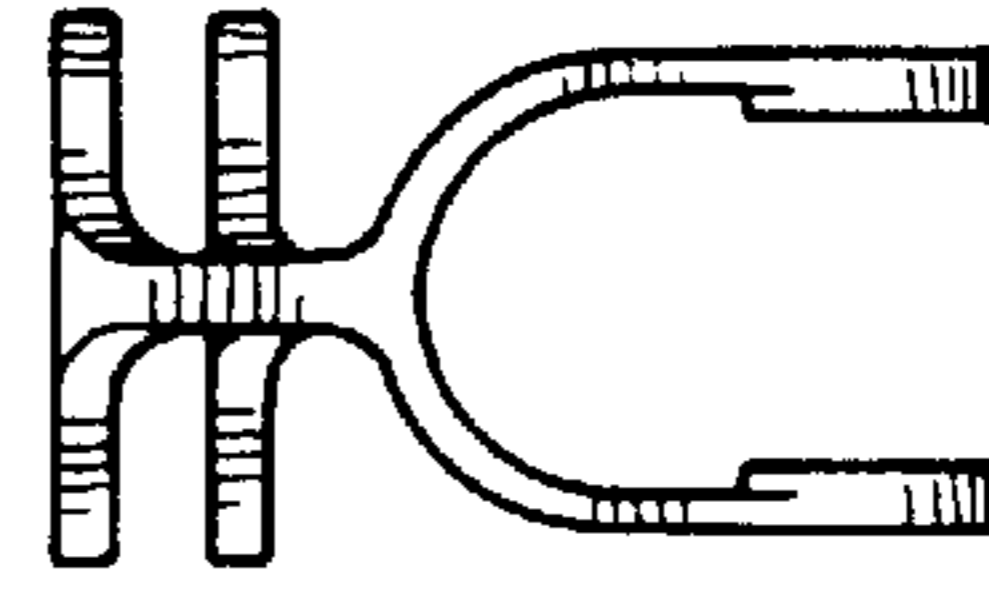


FIG. 6