



US00D470204S

(12) **United States Design Patent**
Eisenbraun

(10) **Patent No.:** **US D470,204 S**

(45) **Date of Patent:** **** Feb. 11, 2003**

(54) **NOVELTY GOLF PUTTER**

(75) Inventor: **Kenneth D. Eisenbraun**, Bloomfield Village, MI (US)

(73) Assignee: **United Global Sourcing, Inc.**, Troy, MI (US)

(**) Term: **14 Years**

(21) Appl. No.: **29/142,912**

(22) Filed: **Jun. 5, 2001**

(51) **LOC (7) Cl.** **21-02**

(52) **U.S. Cl.** **D21/735**

(58) **Field of Search** D21/735-746;
473/325, 340, 341, 251-256

(56) **References Cited**

U.S. PATENT DOCUMENTS

D207,493 S	*	4/1967	Mader	D21/735
D294,058 S	*	2/1988	Bossart	D21/735
D309,764 S	*	8/1990	Ryan	D21/735

* cited by examiner

Primary Examiner—Mitchell Siegel

(74) *Attorney, Agent, or Firm*—Gifford, Krass, Groh, Sprinkle, Anderson & Citkowski, P.C.

(57) **CLAIM**

The ornamental design for a novelty golf putter, as shown and described.

DESCRIPTION


FIG. 1 is a frontal view of the head portion of the novelty golf club in accordance with the present invention, shown for ease of illustration;

FIG. 2 is a rear view of the embodiment shown in FIG. 1; FIG. 3 is a plan view of the embodiment shown in FIG. 1; FIG. 4 is a bottom view of the embodiment shown in FIG. 1;

FIG. 5 is a back view of the embodiment shown in FIG. 1; and,

FIG. 6 is a front view of the embodiment shown in FIG. 1. The broken line showing of a fragmented shaft is for illustrative purposes only and forms no part of the claimed design.

1 Claim, 3 Drawing Sheets






FIG - 1




FIG - 2

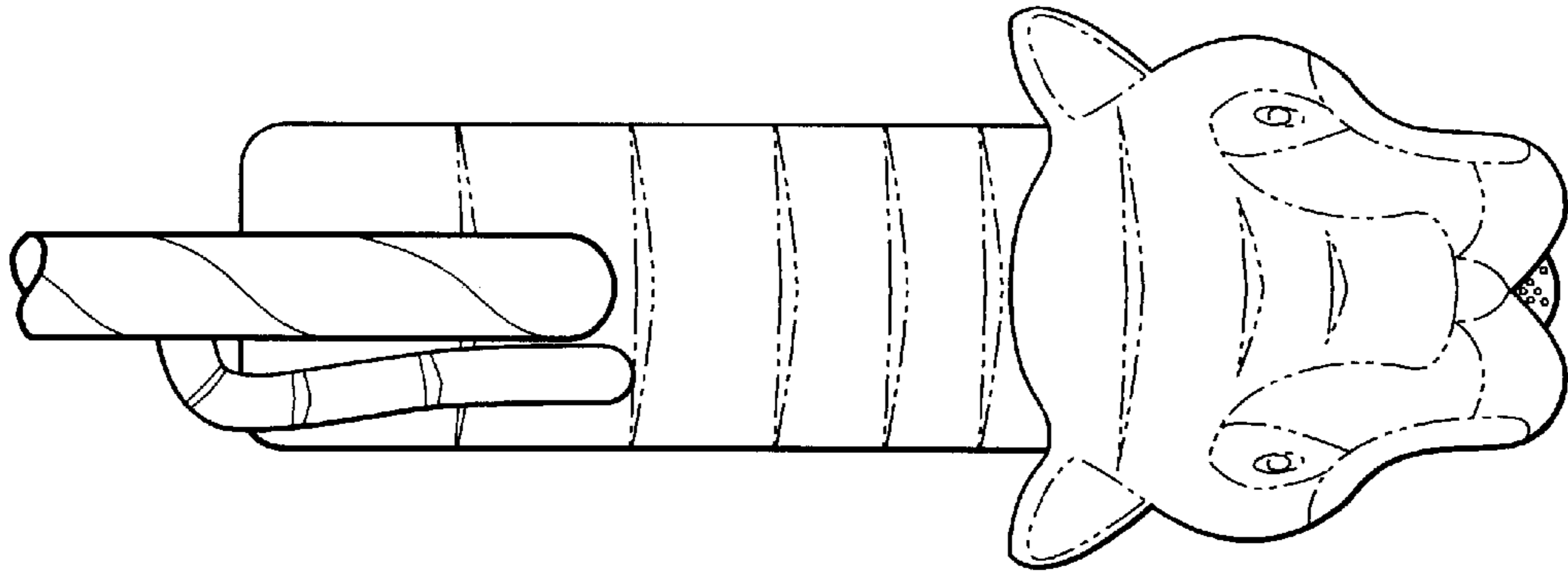


FIG - 3

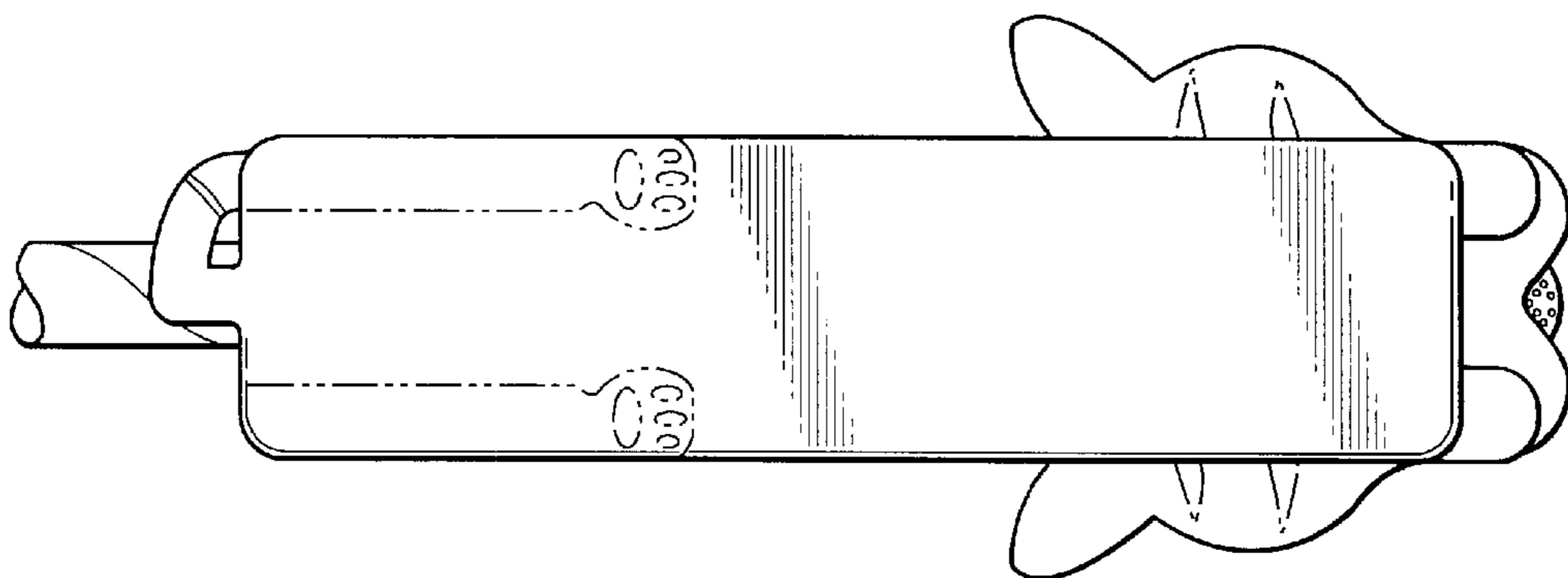


FIG - 4

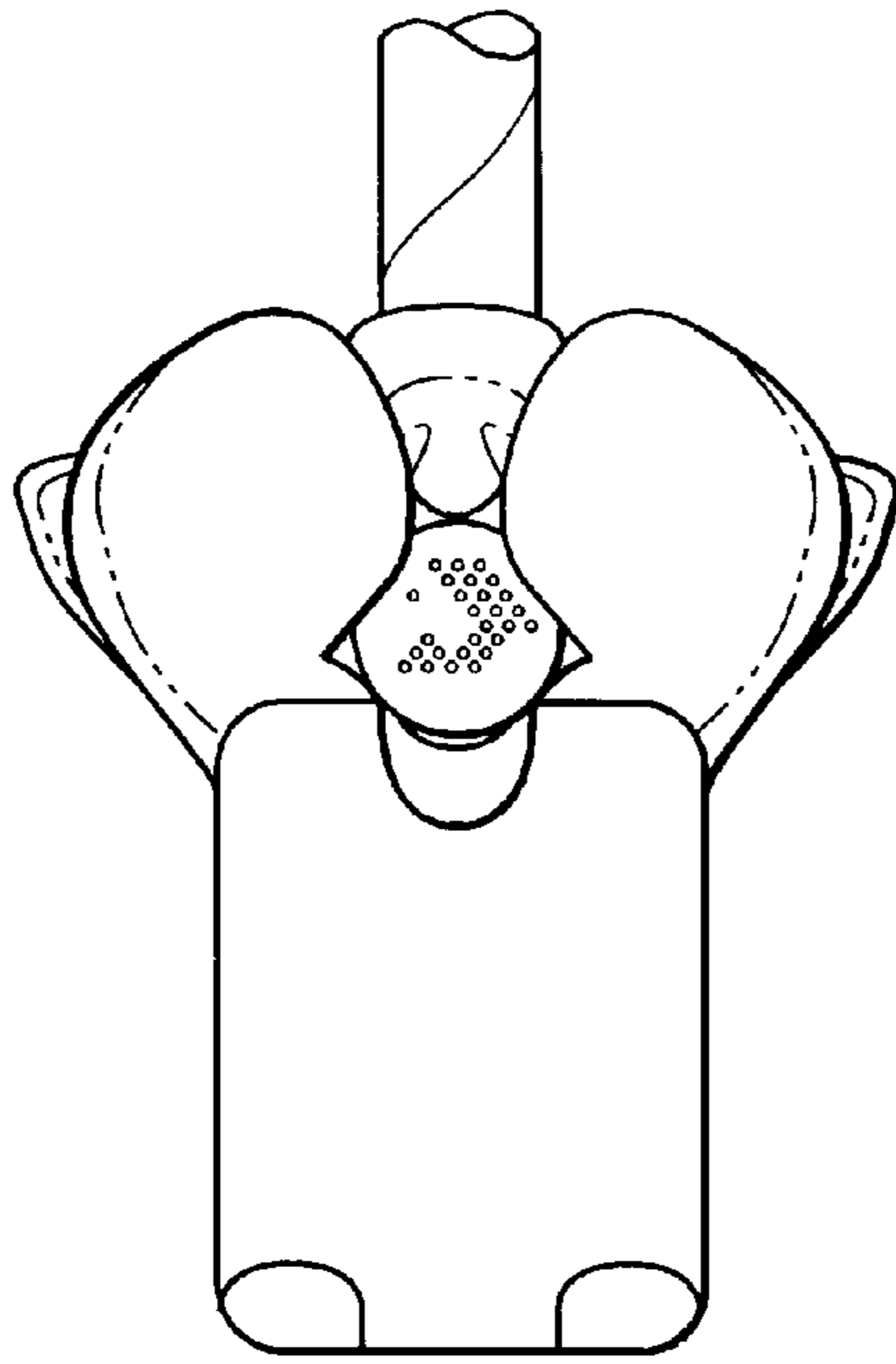


FIG - 5

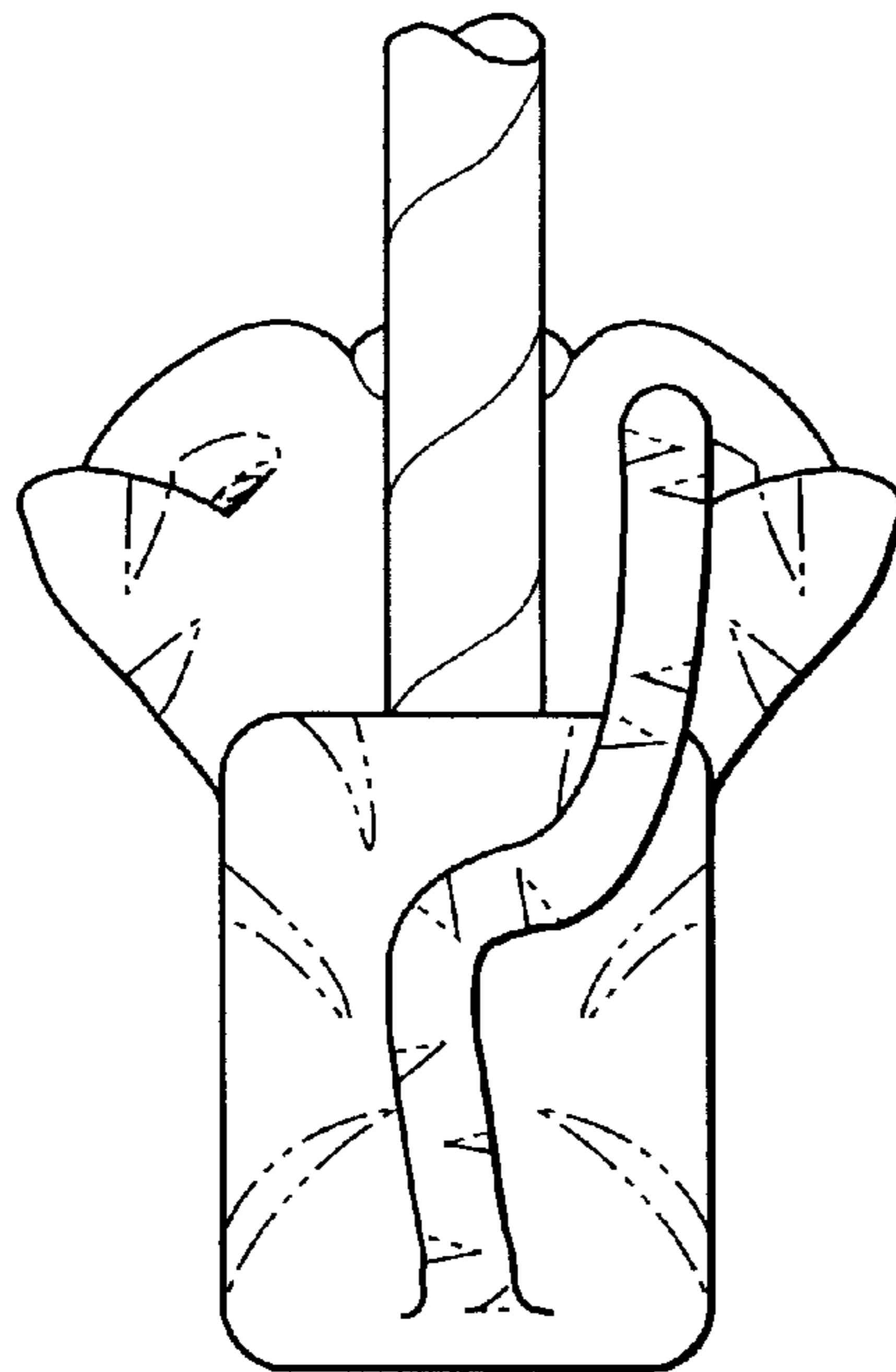


FIG - 6