



US00D470188S

(12) **United States Design Patent**  
**Wells et al.**

(10) **Patent No.:** **US D470,188 S**

(45) **Date of Patent:** **\*\* Feb. 11, 2003**

(54) **REFLECTIVE MOOSE SIGN**

*Primary Examiner*—Robert M. Spear

(74) *Attorney, Agent, or Firm*—Sheridan Ross P.C

(76) Inventors: **Jeffrey K. Wells**, 23196 Oehlmann  
Park Rd., Conifer, CO (US)  
80433-4502; **Marion N. Wells**, 23196  
Oehlmann Park Rd., Conifer, CO (US)  
80433-4502

(57) **CLAIM**

The ornamental design for a reflective moose sign, as shown and described.

(\*\*) Term: **14 Years**

**DESCRIPTION**

(21) Appl. No.: **29/146,623**

FIG. 1 is a front elevational view of a reflective moose sign showing my new design, the bold broken lines representing environment and forming no part of the claimed design;

(22) Filed: **Aug. 13, 2001**

FIG. 2 is a rear elevation view of the invention illustrated in FIG. 1;

(51) **LOC (7) Cl.** ..... **20-03**

(52) **U.S. Cl.** ..... **D20/30**

(58) **Field of Search** ..... D20/10, 11, 19,  
D20/22-30, 40; D5/65; D6/584, 589, 209;  
D21/608, 614; 40/124, 124.01, 152, 152.01,  
299; 427/147; 428/914

FIG. 3 is a front perspective view of the invention illustrated in FIG. 1;

(56) **References Cited**

FIG. 4 is a right elevation view of the invention illustrated in FIG. 1;

**U.S. PATENT DOCUMENTS**

- D40,577 S \* 3/1910 Updegrave ..... D20/24
- D331,945 S \* 12/1992 Burgess ..... D20/40
- D392,684 S \* 3/1998 Wolff ..... D20/24
- D441,800 S \* 5/2001 Wells et al. .... D20/30

FIG. 5 is a left elevation view of the invention illustrated in FIG. 1;

**OTHER PUBLICATIONS**

Plow & Hearth Magazine, pp. 12, 27, 28, 56 and 63, Holiday Issue, 2001.  
Cabela's Outfitter Journal, pp. 37, 42, 50 and 97, Dec. 2001.

FIG. 6 is a bottom plan view of the invention illustrated in FIG. 1; and,

FIG. 7 is a top plan view of the invention illustrated in FIG. 1.

\* cited by examiner

**1 Claim, 2 Drawing Sheets**




FIG. 2





FIG. 1



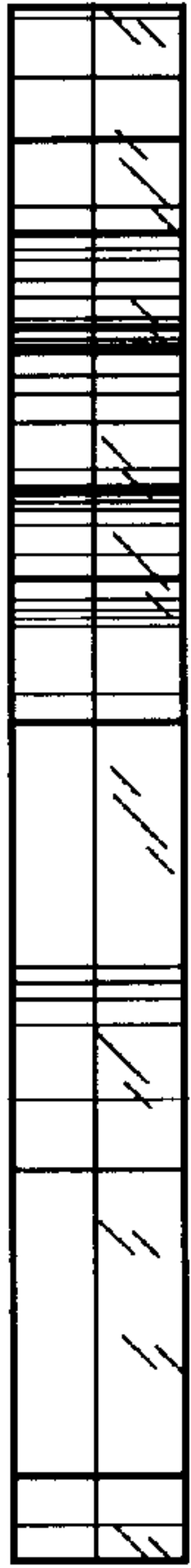


FIG. 7

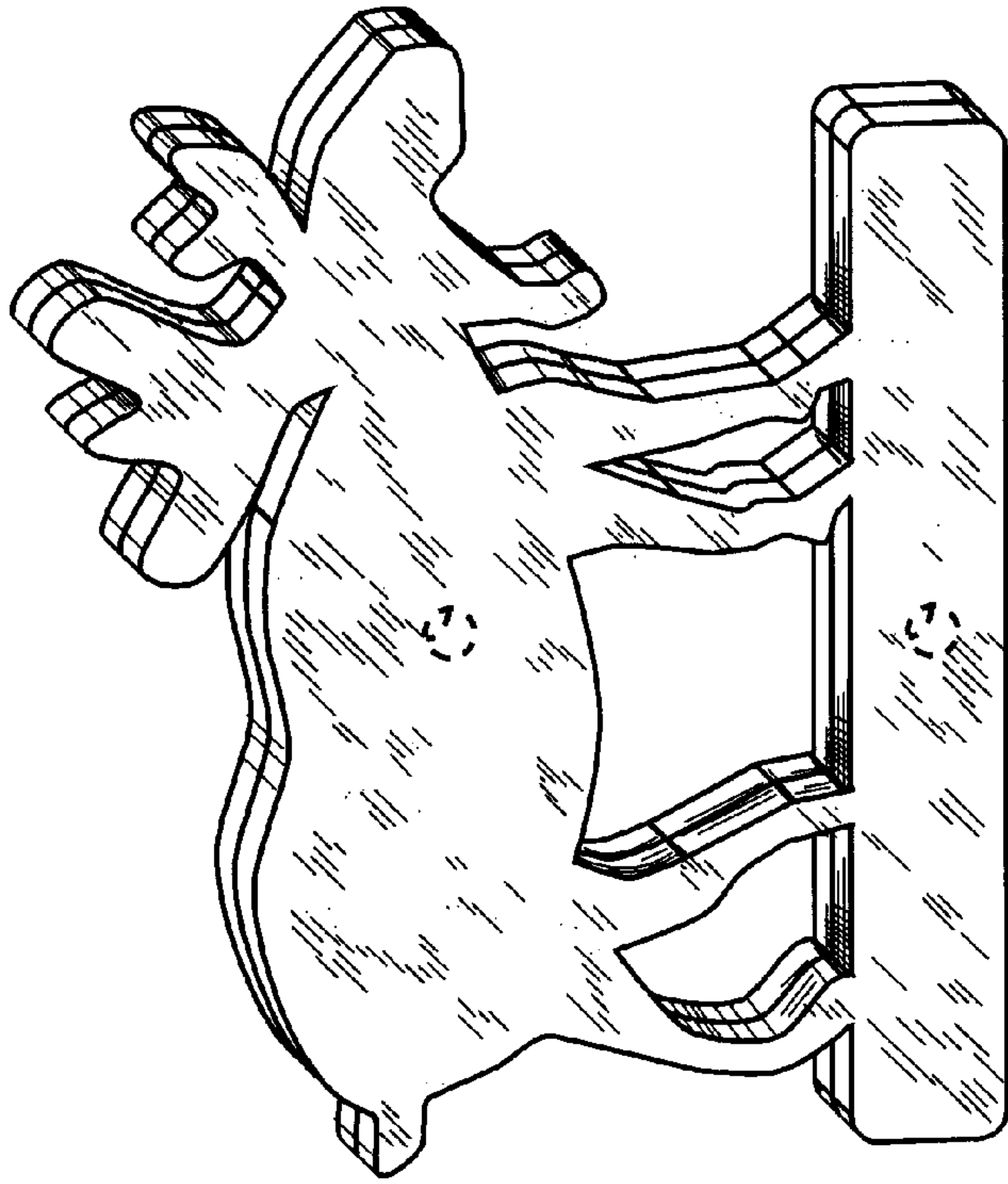


FIG. 3

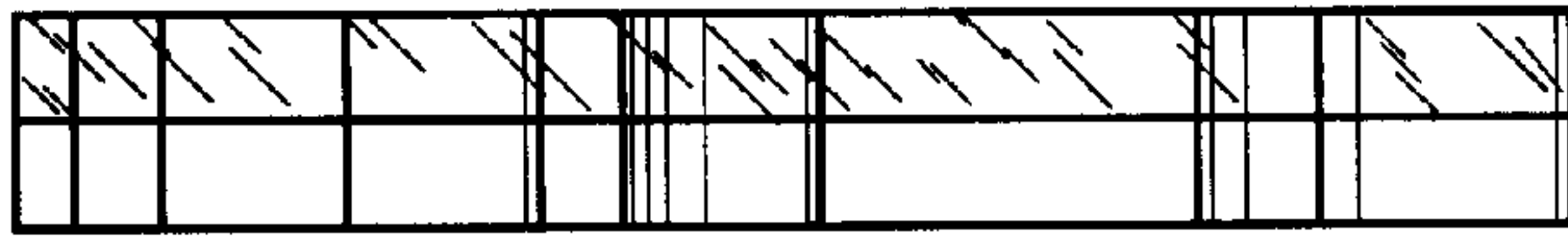


FIG. 5



FIG. 4

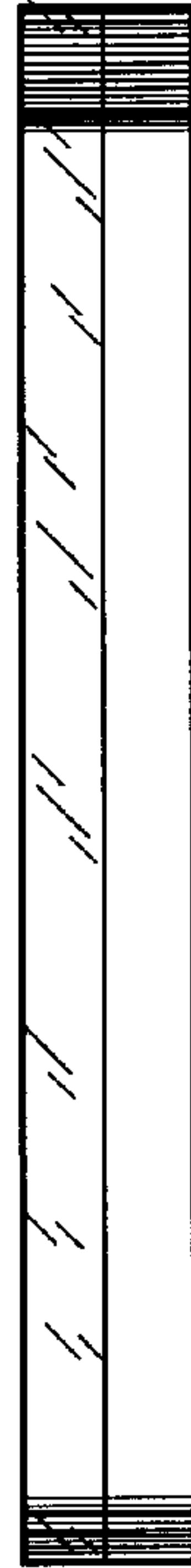


FIG. 6