



US00D470183S

(12) **United States Design Patent**
Gstalder

(10) **Patent No.:** **US D470,183 S**

(45) **Date of Patent:** **** Feb. 11, 2003**

(54) **PENCIL SHARPENER**

(75) Inventor: **Bruno Gstalder, Poisy (FR)**

(73) Assignee: **Manufacture d'Articles de Precision et de Dessin - M.A.P.E.D. (FR)**

(**) Term: **14 Years**

(21) Appl. No.: **29/153,173**

(22) Filed: **Jan. 2, 2002**

(30) **Foreign Application Priority Data**

Jul. 3, 2001 (XH) DM/056 856

(51) **LOC (7) Cl.** **19-06**

(52) **U.S. Cl.** **D19/73**

(58) **Field of Search** D19/65, 72, 73,
D19/74, 75, 95, 99, 100; 144/28.1, 28.11,
28.2-28.7, 28.8, 28.9, 30, 28.72; 30/451-458

(56) **References Cited**

U.S. PATENT DOCUMENTS

- D146,197 S * 1/1947 Staab D19/73
- 3,221,709 A * 12/1965 Montemayor 30/457
- D214,743 S * 7/1969 Goeders D19/73

- D251,977 S * 5/1979 Leuenberger et al. D19/73
- D255,127 S * 5/1980 Mobius D19/73
- 5,167,071 A * 12/1992 Eisen 30/452
- D431,263 S * 9/2000 Greenhouse D19/73

* cited by examiner

Primary Examiner—Martie K. Holtje

(74) *Attorney, Agent, or Firm*—Cantor Colburn LLP



(57) **CLAIM**

I claim the ornamental design for a pencil sharpener, as shown and described.

DESCRIPTION

FIG. 1 is a top, front and side perspective view of a pencil sharpener, showing my new design;
 FIG. 2 is a bottom, rear and side perspective view thereof;
 FIG. 3 is a side elevational view thereof;
 FIG. 4 is a side elevational view thereof, taken from the side opposite to that shown in FIG. 3;
 FIG. 5 is a front elevational view thereof;
 FIG. 6 is a rear elevational view thereof;
 FIG. 7 is a top plan view thereof; and,
 FIG. 8 is a bottom plan view.

1 Claim, 6 Drawing Sheets






FIGURE 1




FIGURE 2




FIGURE 3




FIGURE 4

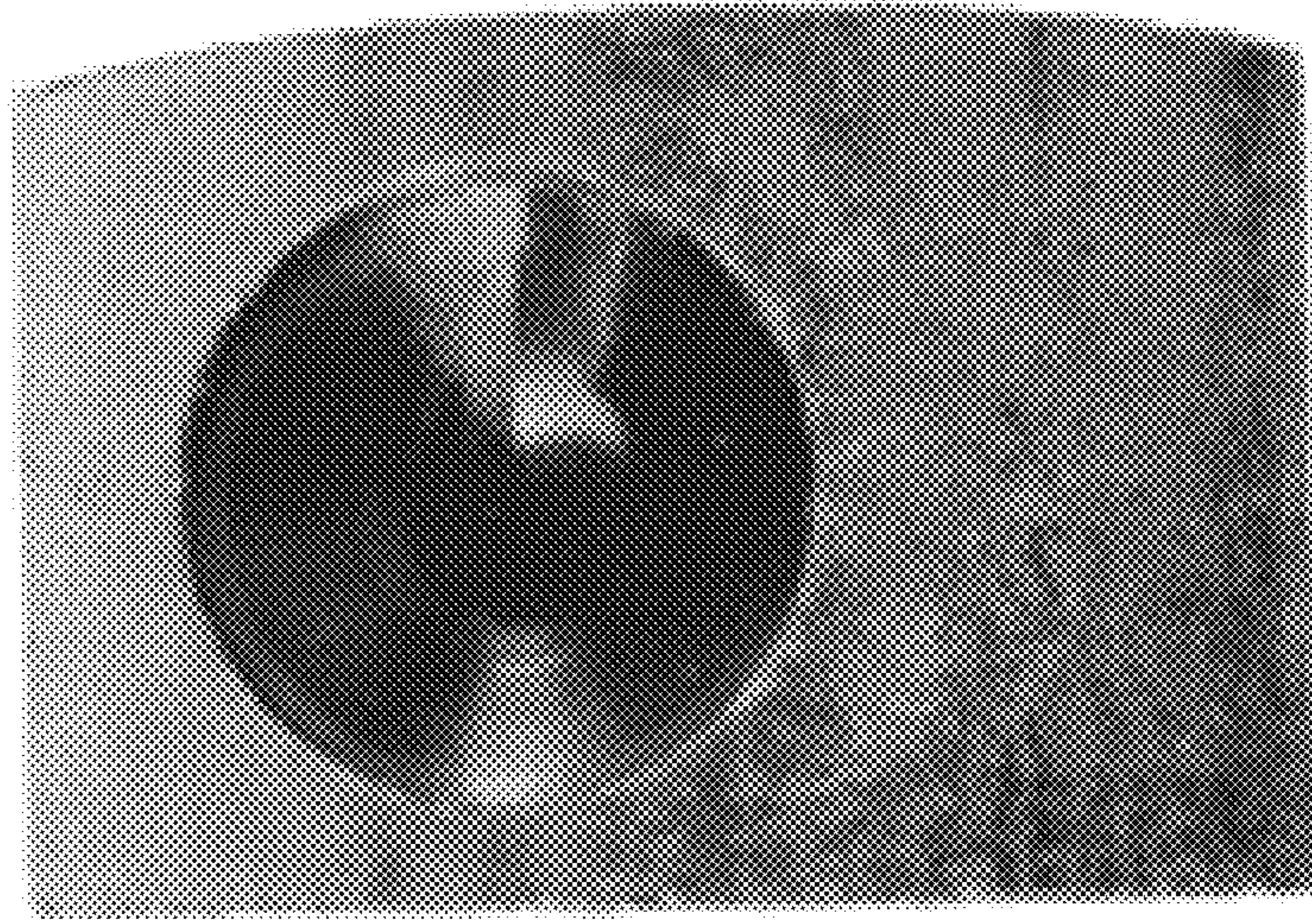


FIGURE 5




FIGURE 6




FIGURE 7