



US00D470182S

(12) **United States Design Patent**
Gstalder

(10) **Patent No.:** **US D470,182 S**

(45) **Date of Patent:** **** Feb. 11, 2003**

(54) **PENCIL SHARPENER**

(75) Inventor: **Bruno Gstalder, Poisy (FR)**

(73) Assignee: **Manufacture D'Articles de Precision et de Dessin - M.A.P.E.D. (FR)**

(**) Term: **14 Years**

(21) Appl. No.: **29/153,172**

(22) Filed: **Jan. 2, 2002**

(30) **Foreign Application Priority Data**

Jul. 3, 2001 (XH) DM/056 856

(51) **LOC (7) Cl.** **19-06**

(52) **U.S. Cl.** **D19/73**

(58) **Field of Search** D19/65, 72, 73,
D19/74, 75, 95, 99, 100; 144/28.1, 28.11,
28.2-28.7, 28.72, 28.8, 28.9, 30; 30/451-458

(56) **References Cited**

U.S. PATENT DOCUMENTS

- 370,940 A * 10/1887 Gay 30/457
- 2,504,194 A * 4/1950 Harrington 30/452
- 2,642,044 A * 6/1953 Mussguller 30/452
- D193,457 S * 8/1962 Fleming D19/73

- D200,616 S * 3/1965 Fairchild D19/73
- D238,669 S * 2/1976 MacGregor D19/73
- D383,165 S * 9/1997 Gstalder D19/73
- D426,852 S * 6/2000 Gstalder D19/73
- D451,961 S * 12/2001 Shapiro D19/73

* cited by examiner

Primary Examiner—Martie K. Holtje

(74) *Attorney, Agent, or Firm*—Cantor Colburn LLP


(57) **CLAIM**

The ornamental design for a pencil sharpener, as shown and described.

DESCRIPTION

FIG. 1 is a top, front and side perspective view of a pencil sharpener, showing my new design;
 FIG. 2 is a bottom, rear and side perspective view thereof;
 FIG. 3 is a side elevational view thereof;
 FIG. 4 is a side elevational view thereof, taken from the side opposite to that shown in FIG. 3;
 FIG. 5 is a front elevational view thereof;
 FIG. 6 is a rear elevational view thereof;
 FIG. 7 is a top plan view thereof; and,
 FIG. 8 is a bottom plan view.

1 Claim, 5 Drawing Sheets






FIGURE 1




FIGURE 2




FIGURE 3




FIGURE 4




FIGURE 5




FIGURE 6

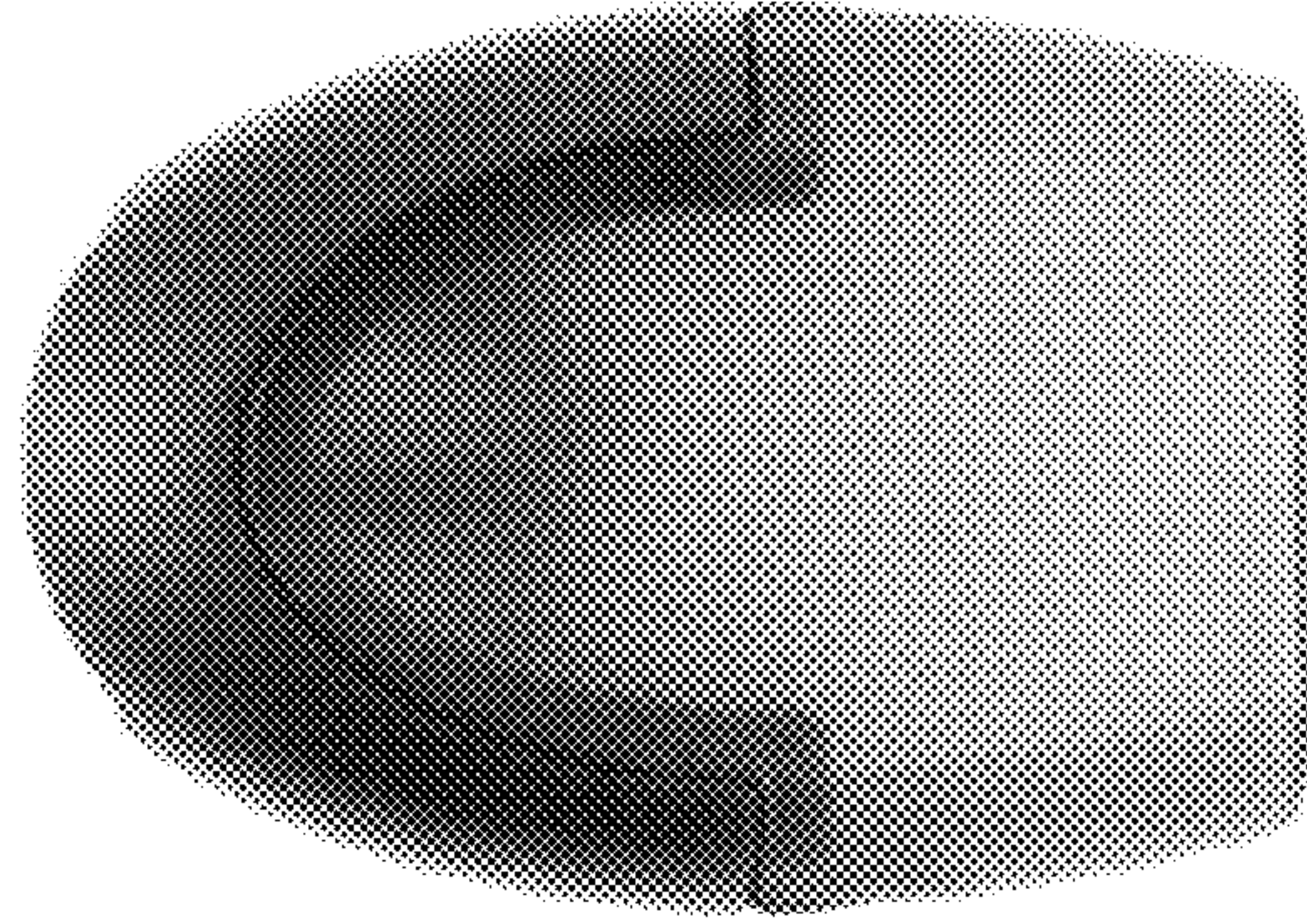


FIGURE 7

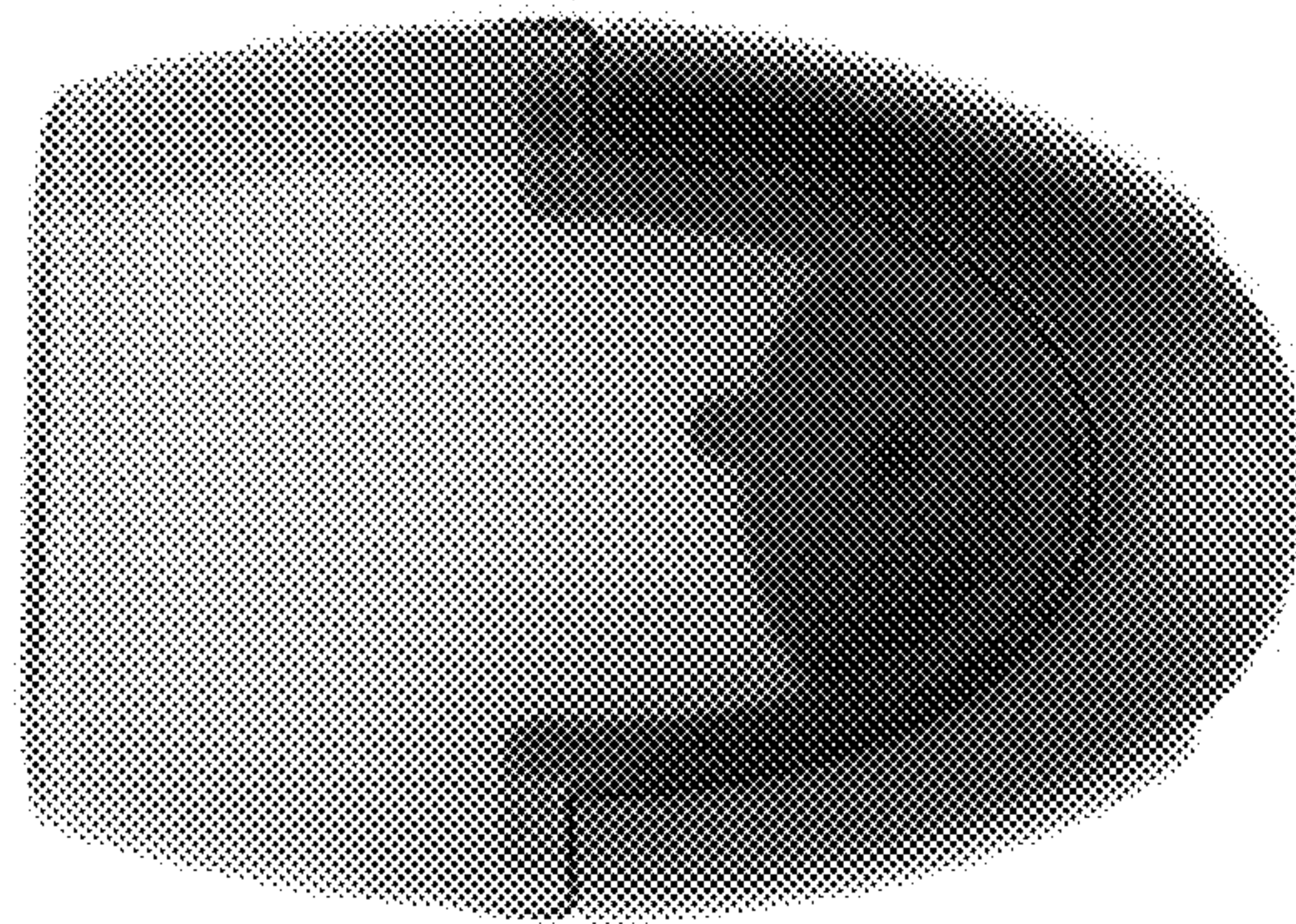


FIGURE 8