



US00D470169S

(12) **United States Design Patent**  
**Enhoffer et al.**

(10) **Patent No.:** **US D470,169 S**

(45) **Date of Patent:** **\*\* Feb. 11, 2003**

(54) **SHAKEN IDIOPHONE**

(75) Inventors: **Raymond Enhoffer**, Clifton, NJ (US);  
**Richard Simons**, Garfield, NJ (US);  
**Andrzej Krol**, Lincoln Park, NJ (US);  
**Bashiri Johnson**, Brooklyn, NY (US)

(73) Assignee: **Latin Percussion, Inc.**, Garfield, NJ  
(US)

(\*\*) Term: **14 Years**

(21) Appl. No.: **29/135,791**

(22) Filed: **Jan. 17, 2001**

(51) **LOC (7) Cl.** ..... **17-04**

(52) **U.S. Cl.** ..... **D17/22**

(58) **Field of Search** ..... D17/22, 99; D21/405;  
84/402, 403, 404, 418-420; 446/418, 419

(56) **References Cited**

**U.S. PATENT DOCUMENTS**

D347,019 S \* 5/1994 Yould ..... D17/22  
5,377,575 A \* 1/1995 Huth, III ..... 84/402  
5,808,215 A \* 9/1998 Kralik et al. .... 84/402

D413,618 S \* 9/1999 Murwin ..... D17/22  
D446,238 S \* 8/2001 Grey ..... D17/22  
6,362,406 B1 \* 3/2002 Enhoffer et al. .... 84/402

\* cited by examiner

*Primary Examiner*—Adir Aronovich

(74) *Attorney, Agent, or Firm*—Ohlandt, Greeley, Ruggiero  
& Perle L.L.P.

(57) **CLAIM**

The ornamental design for a shaken idiophone, as shown and described.

**DESCRIPTION**

FIG. 1 is a perspective view of a shaken idiophone showing our new design;

FIG. 2 is a top view of the shaken idiophone of FIG. 1;

FIG. 3 is a bottom view of the shaken idiophone of FIG. 1;

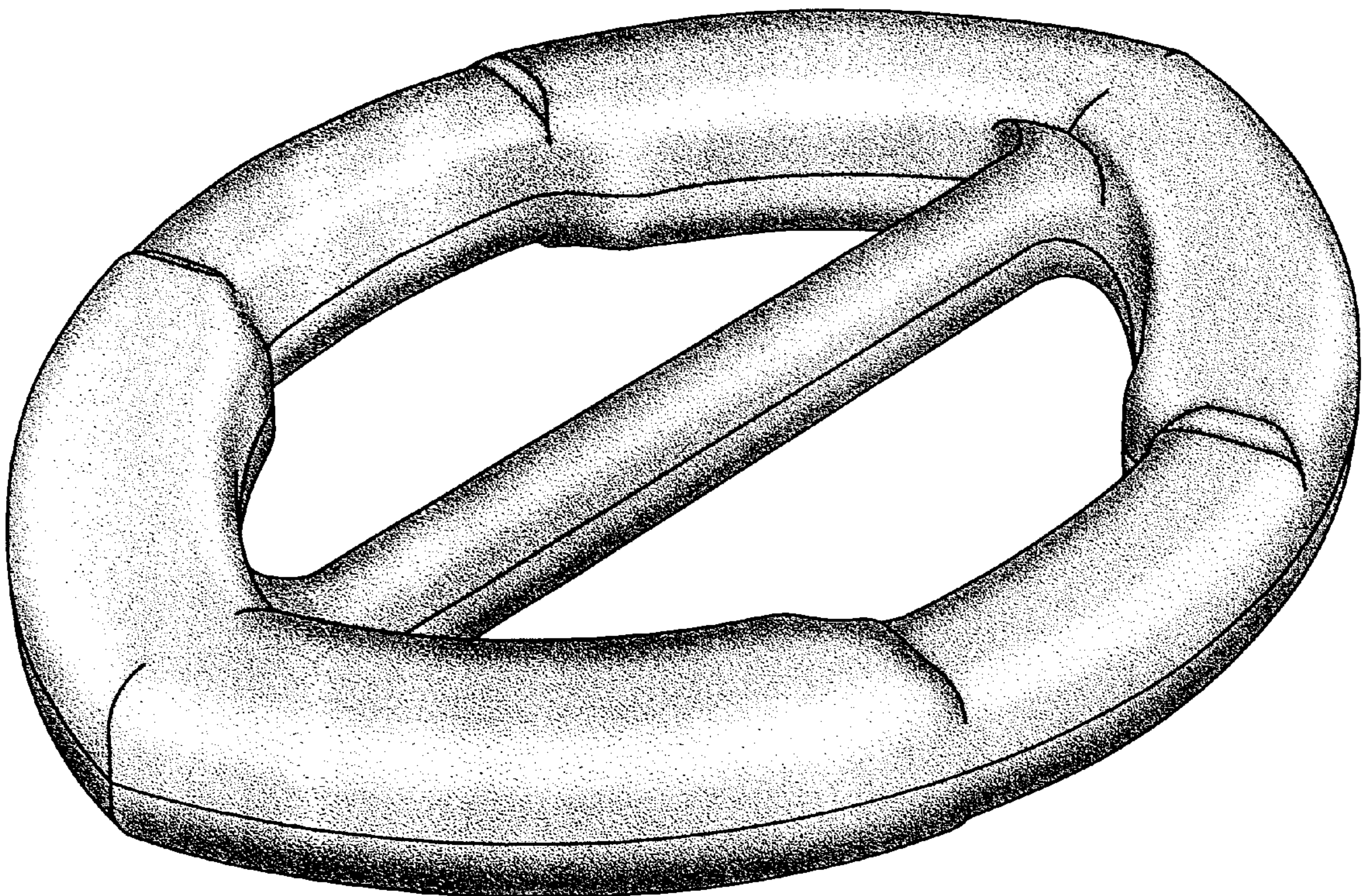
FIG. 4 is a first side view of the shaken idiophone of FIG. 1;

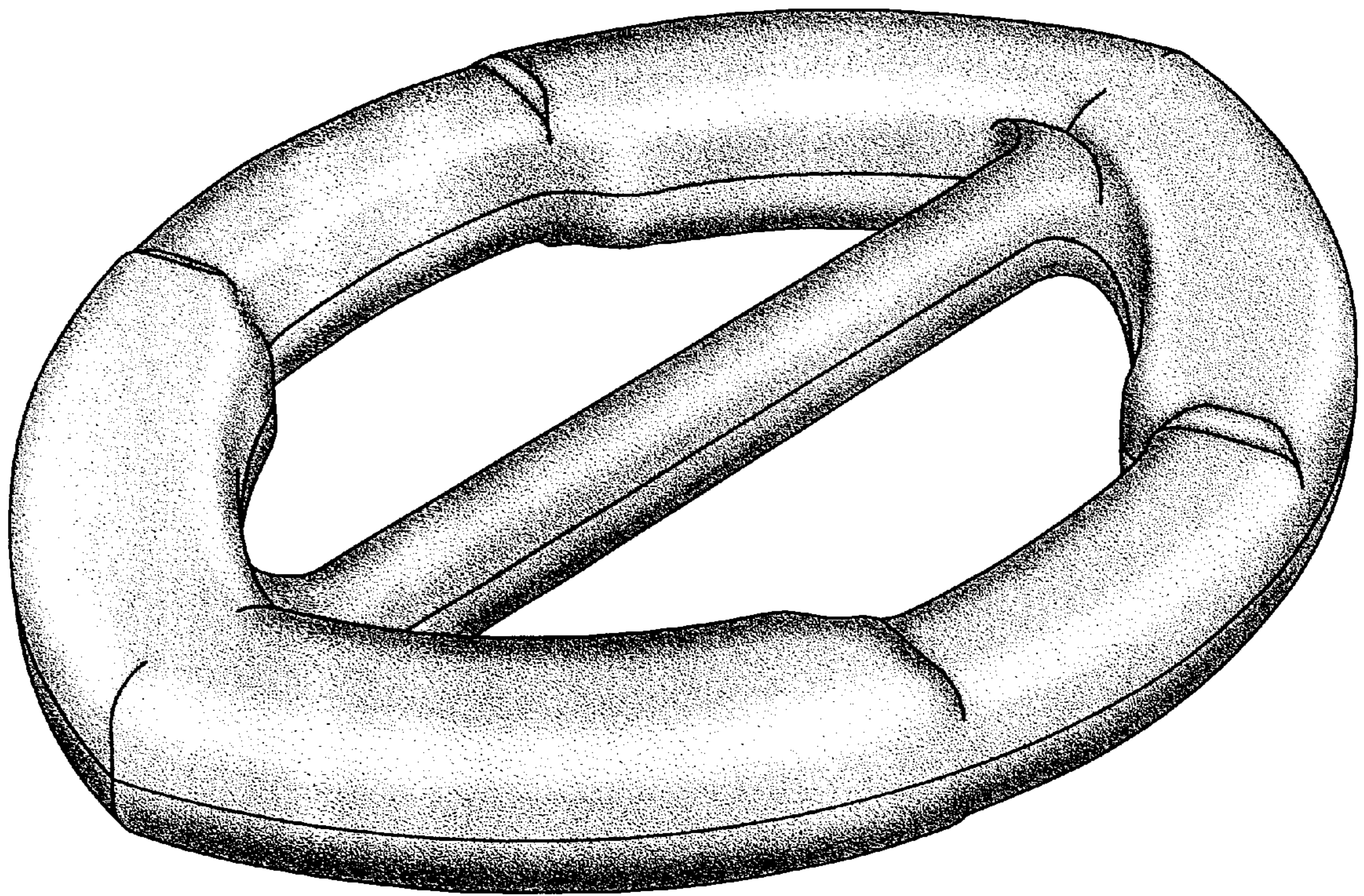
FIG. 5 is a second side view opposite the first side view of the shaken idiophone of FIG. 1;

FIG. 6 is a front view of the shaken idiophone of FIG. 1; and,

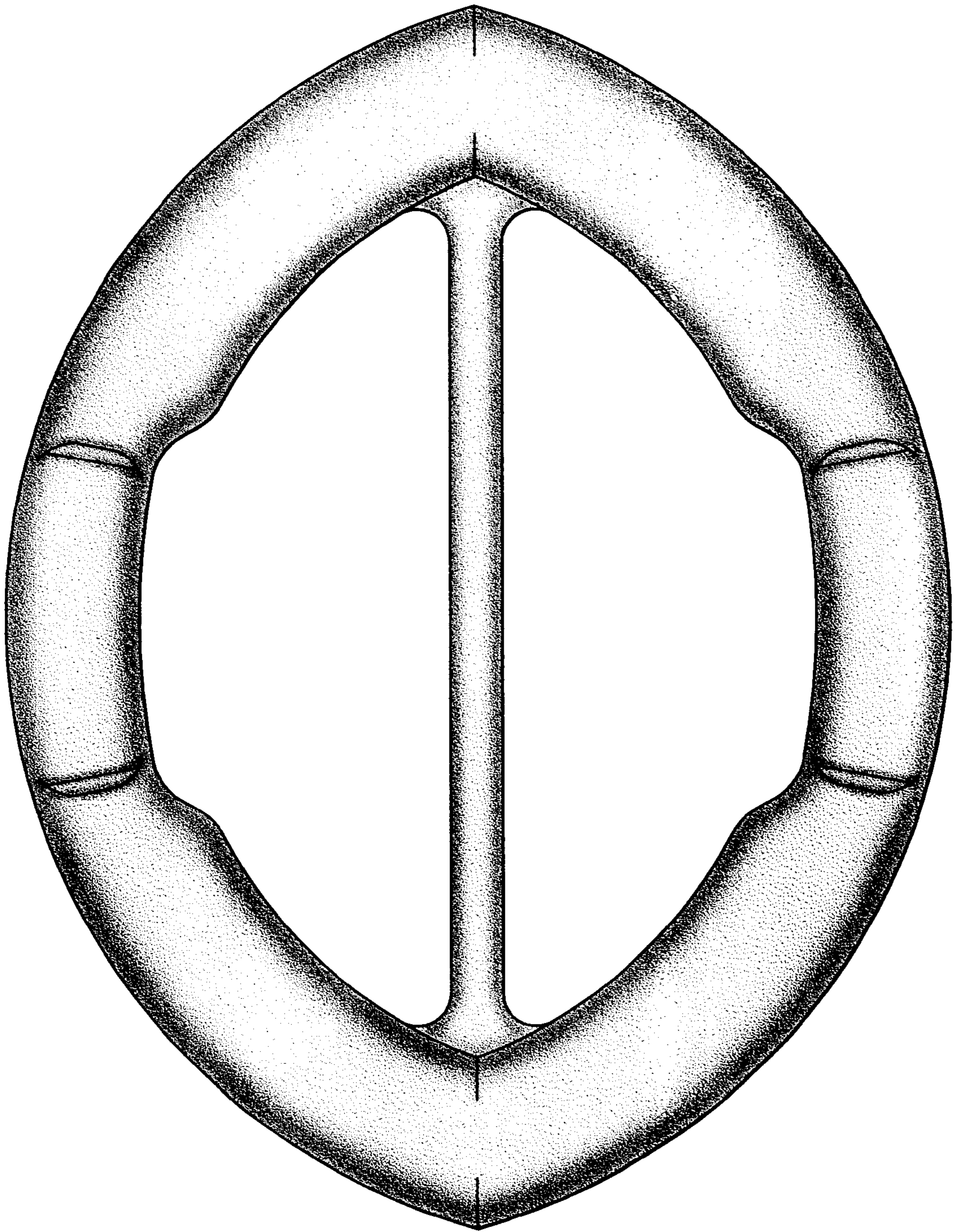
FIG. 7 is a back view of the shaken idiophone of FIG. 1.

**1 Claim, 5 Drawing Sheets**

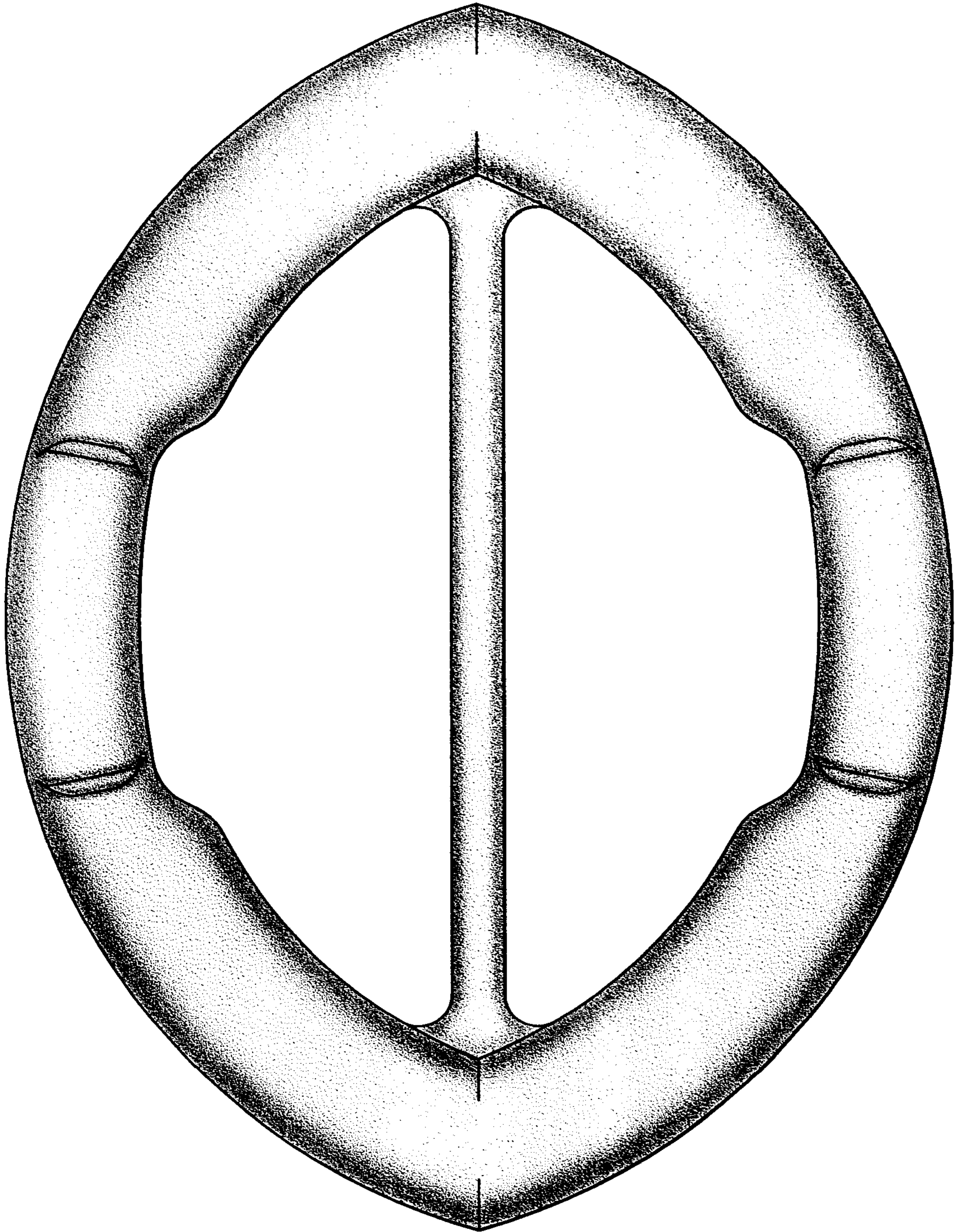





**FIG. 1**




**FIG. 2**




**FIG. 3**




**FIG. 4**



**FIG. 5**



**FIG. 6**



**FIG. 7**