



US00D470165S

(12) **United States Design Patent**
Peterson

(10) **Patent No.:** **US D470,165 S**

(45) **Date of Patent:** **** Feb. 11, 2003**

(54) **TELESCOPING MULTIPOD SUPPORT APPARATUS**

D390,301 S 2/1998 Peterson D22/108

* cited by examiner

(76) Inventor: **Thomas K. M. Peterson**, 1815 N. Spring St., New Ulm, MN (US) 56073

Primary Examiner—Adir Aronovich
(74) *Attorney, Agent, or Firm*—Roger W. Jensen

(**) Term: **14 Years**

(57) **CLAIM**

(21) Appl. No.: **29/147,430**

The ornamental design for a telescoping multipod support apparatus, as shown and described.

(22) Filed: **Aug. 28, 2001**

DESCRIPTION

(51) **LOC (7) Cl.** **16-05**

(52) **U.S. Cl.** **D16/244**

(58) **Field of Search** D16/242–245;
D22/108; 42/94; 248/125.1, 125.8, 176.1,
177.1, 187.1, 170, 188.5, 188.6; 352/243;
396/419, 428

FIG. 1 is a left front perspective view of a telescoping multipod support apparatus in open position, showing my new design;

FIG. 2 is a front elevational view of the support apparatus in closed position, the rear view being the same, and shown in FIG. 4;

FIG. 3 is a right side elevational view, the left side being the same, and shown in FIG. 5;

FIG. 6 is a top plan view taken along lines 6—6 of FIG. 2; and,


FIG. 7 is a bottom plan view taken along lines 7—7 of FIG. 2.

(56) **References Cited**

U.S. PATENT DOCUMENTS

1,173,051	A	*	2/1916	Smith	248/188.6
2,940,708	A	*	6/1960	Grimal	396/428
3,703,046	A	*	11/1972	Barone et al.	42/94
D257,259	S	*	10/1980	Shiraishi	D16/244
4,309,099	A	*	1/1982	Flint	248/186.1
D386,510	S		11/1997	Peterson	D16/244

1 Claim, 4 Drawing Sheets



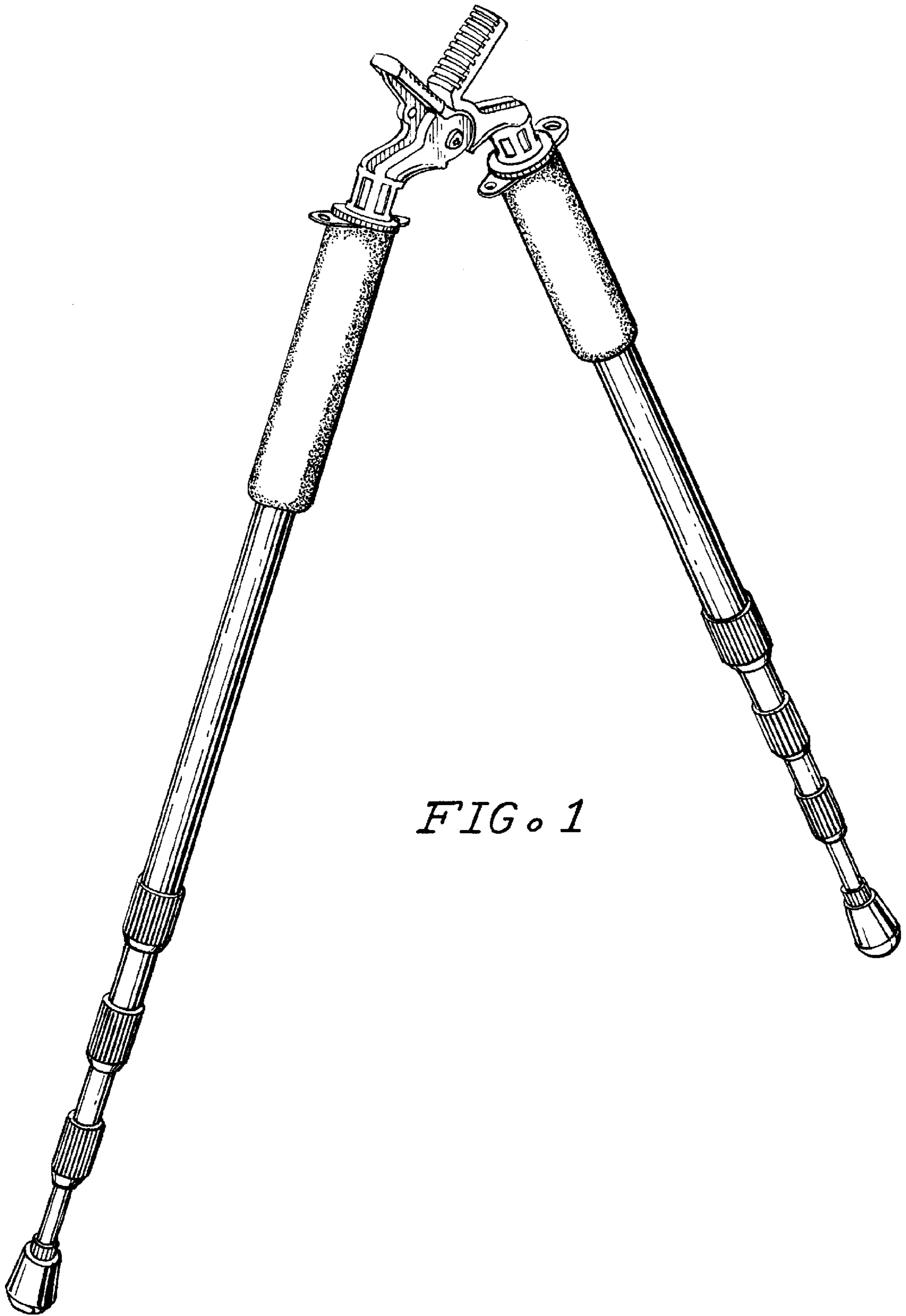


FIG. 1

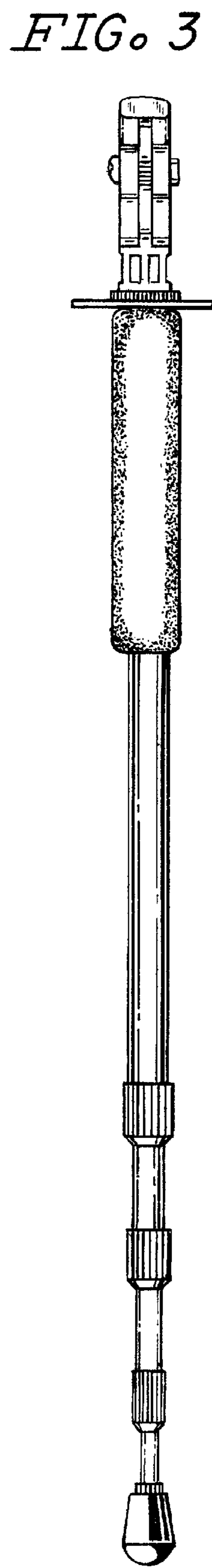
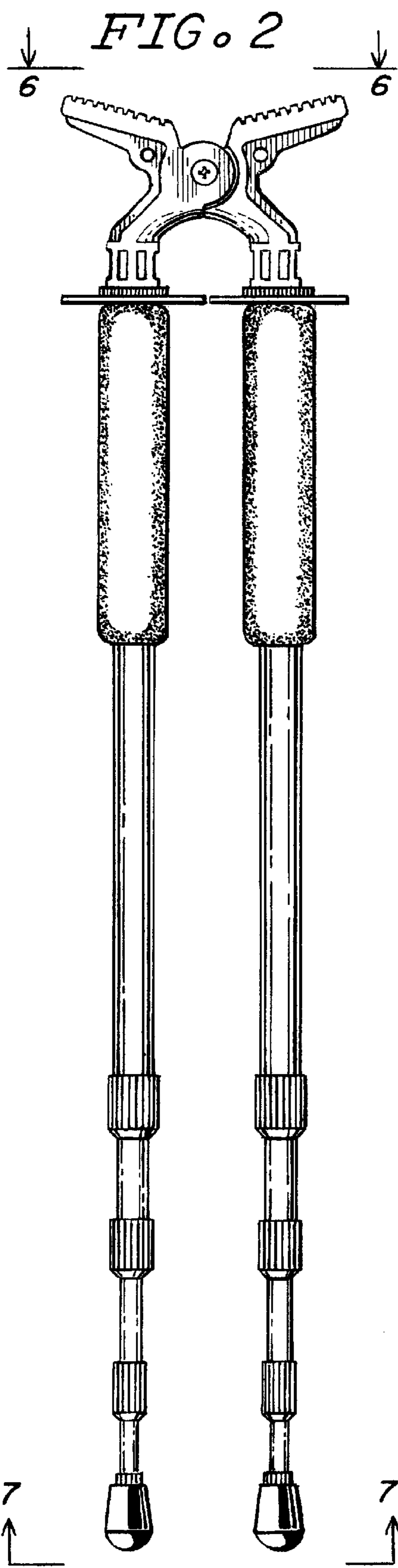


FIG. 4

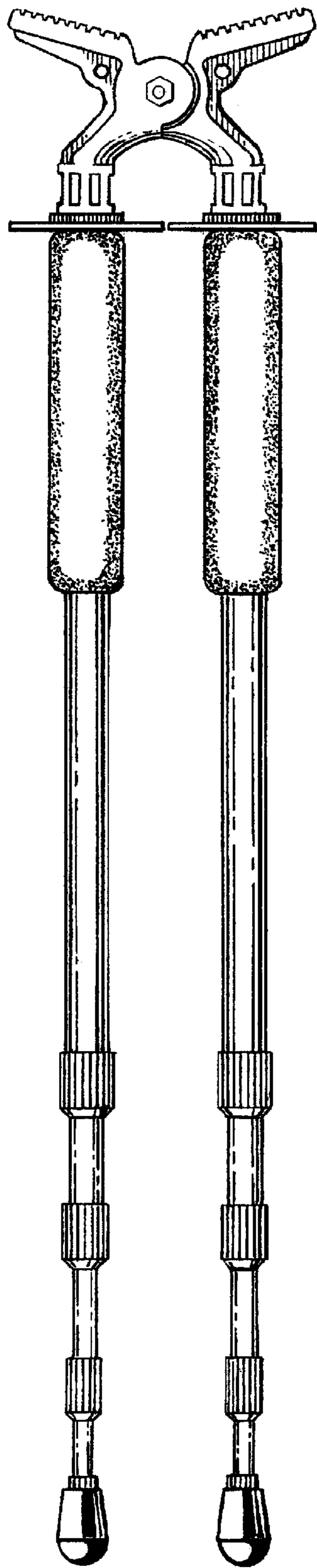
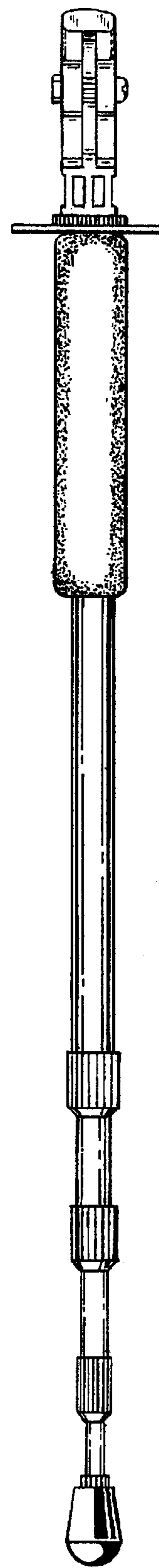


FIG. 5



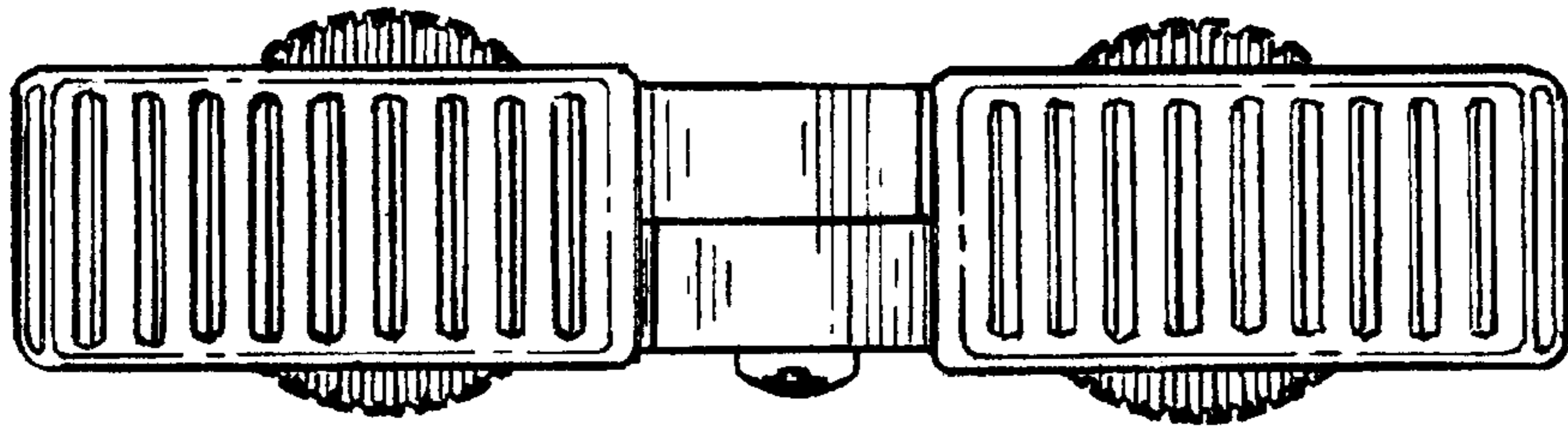


FIG. 6

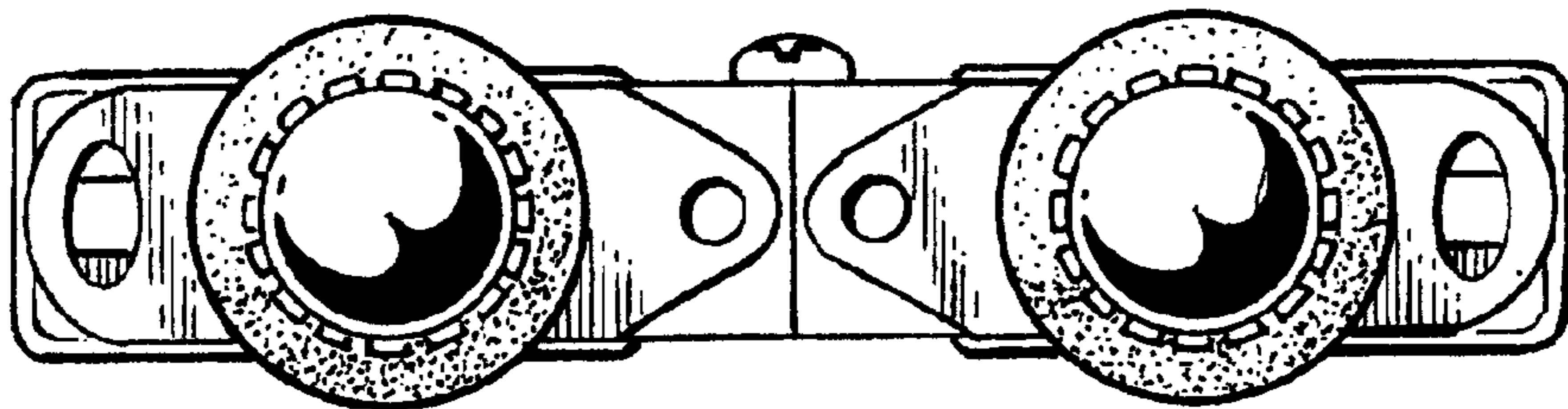


FIG. 7