



US00D470150S

(12) **United States Design Patent**
Lewis, Jr. et al.

(10) **Patent No.:** **US D470,150 S**

(45) **Date of Patent:** **** Feb. 11, 2003**

(54) **HAND-HELD DEVICE KEYPAD**

D416,024 S * 11/1999 Johansson et al. D14/247
6,396,462 B1 * 5/2002 Griffin et al. 345/169

(75) Inventors: **Charles Richard Lewis, Jr.**, Palo Alto, CA (US); **Joseph W. Yang**, Castro Valley, CA (US); **George Crothall**, San Jose, CA (US); **Christopher Francis Gill**, Seattle, WA (US)

* cited by examiner

Primary Examiner—Kay H. Chin
(74) *Attorney, Agent, or Firm*—LaRiviere, Grubman & Payne, LLP

(73) Assignee: **BSquare Corporation**, Bellevue, WA (US)

(57) **CLAIM**

(**) Term: **14 Years**

The ornamental design for a hand-held device keypad, as shown and described.

(21) Appl. No.: **29/162,866**

DESCRIPTION

(22) Filed: **Jun. 21, 2002**

A portion of the disclosure of this design patent document contains material to which a claim of copyright protection is made. The copyright owner has no objection to the facsimile reproduction of the patent document or the patent disclosure as it appears in the U.S. Patent and Trademark office file or records, but reserves all other copyright rights.

(51) **LOC (7) Cl.** **14-02**

(52) **U.S. Cl.** **D14/455**

(58) **Field of Search** D14/455, 456, D14/391-398, 247; D18/1, 2, 4, 7; 178/17 A, 17 C; 200/5 A, 5 R, 6 A, 6 R; 345/168; 341/22, 23; 364/708.1; 400/484, 485, 492

FIG. 1 is a top view of a hand-held device keypad, in accordance with the present invention; and, FIG. 2 is a front elevation view thereof.

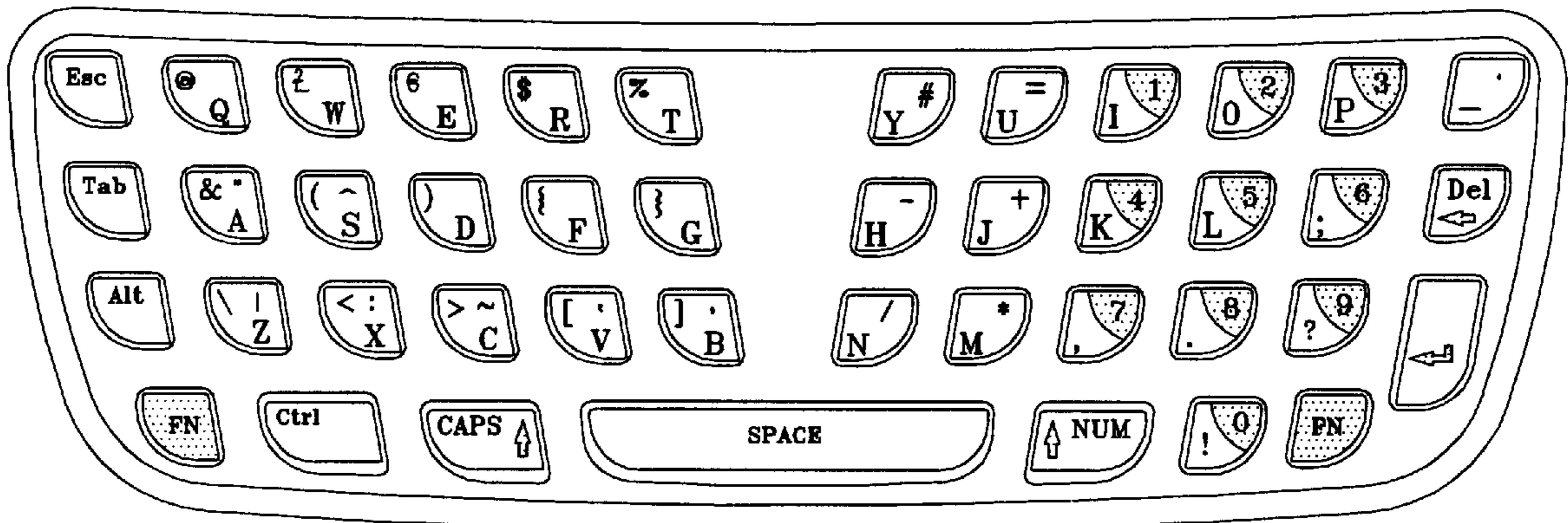
(56) **References Cited**

The broken lines showing the environment in FIG. 2 are for illustrative purposes only and form no part of the claimed design.

U.S. PATENT DOCUMENTS

D304,175 S * 10/1989 Sakaguchi et al. D14/346
D348,877 S * 7/1994 Lichtenberg D14/456

1 Claim, 1 Drawing Sheet



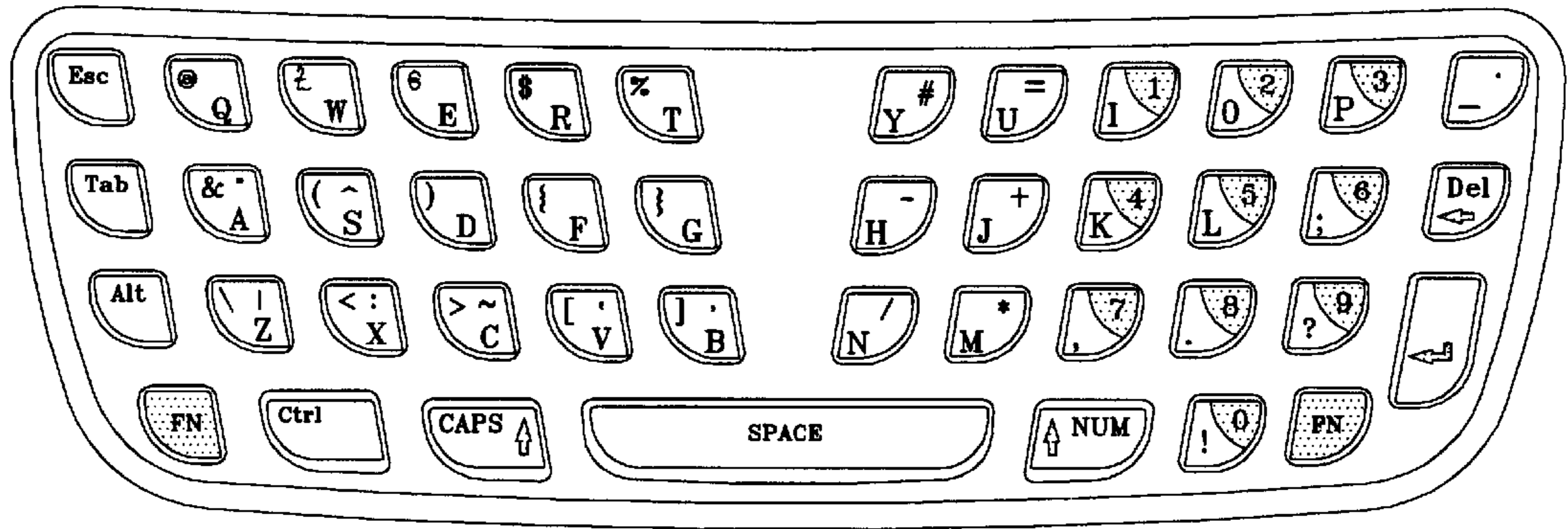


Figure 1




Figure 2