



US00D470147S

(12) **United States Design Patent** (10) **Patent No.:** **US D470,147 S**  
**Tan et al.** (45) **Date of Patent:** **\*\* Feb. 11, 2003**

(54) **PERSONAL DIGITAL ASSISTANT HOLDER**

*Primary Examiner*—Kay H. Chin  
(74) *Attorney, Agent, or Firm*—Traskbritt, P.C.

(75) Inventors: **Joe Sung-Ho Tan**, San Mateo, CA  
(US); **Bobby Chang**, Millbrae, CA  
(US)

(57) **CLAIM**

The ornamental design for a personal digital assistant holder, as shown and described.

(73) Assignee: **Incase Designs, Corp.**, Burlingame, CA  
(US)

**DESCRIPTION**

(\*\*) Term: **14 Years**

FIG. 1 is a left perspective view of a personal digital assistant holder showing my new design;

(21) Appl. No.: **29/157,268**

FIG. 2 is a right perspective view of the personal digital assistant holder shown in FIG. 1;

(22) Filed: **Mar. 15, 2002**

(51) **LOC (7) Cl.** ..... **14-02**

FIG. 3 is a front view of the personal digital assistant holder shown in FIG. 1;

(52) **U.S. Cl.** ..... **D14/432**

(58) **Field of Search** ..... D14/432, 433,  
D14/434, 341, 344, 345, 354; 710/10, 126;  
348/243, 375; 396/71, 297, 298, 378, 530,  
544; D16/134, 213, 218, 237; D18/7

FIG. 4 is a left side view of the personal digital assistant holder shown in FIG. 1;

(56) **References Cited**

FIG. 5 is right side view of the personal digital assistant holder shown in FIG. 1; and,

**U.S. PATENT DOCUMENTS**

FIG. 6 is a bottom view of the personal digital assistant holder shown in FIG. 1.

D373,121 S	8/1996	Deluliis et al.	
D426,549 S	6/2000	Carlson	
D445,106 S	7/2001	Mosgrove et al.	
D453,332 S	2/2002	Herath	
D457,162 S	5/2002	Hawkins et al.	
D457,163 S	5/2002	Peiker	
D460,761 S	* 7/2002	Croley	..... D14/434

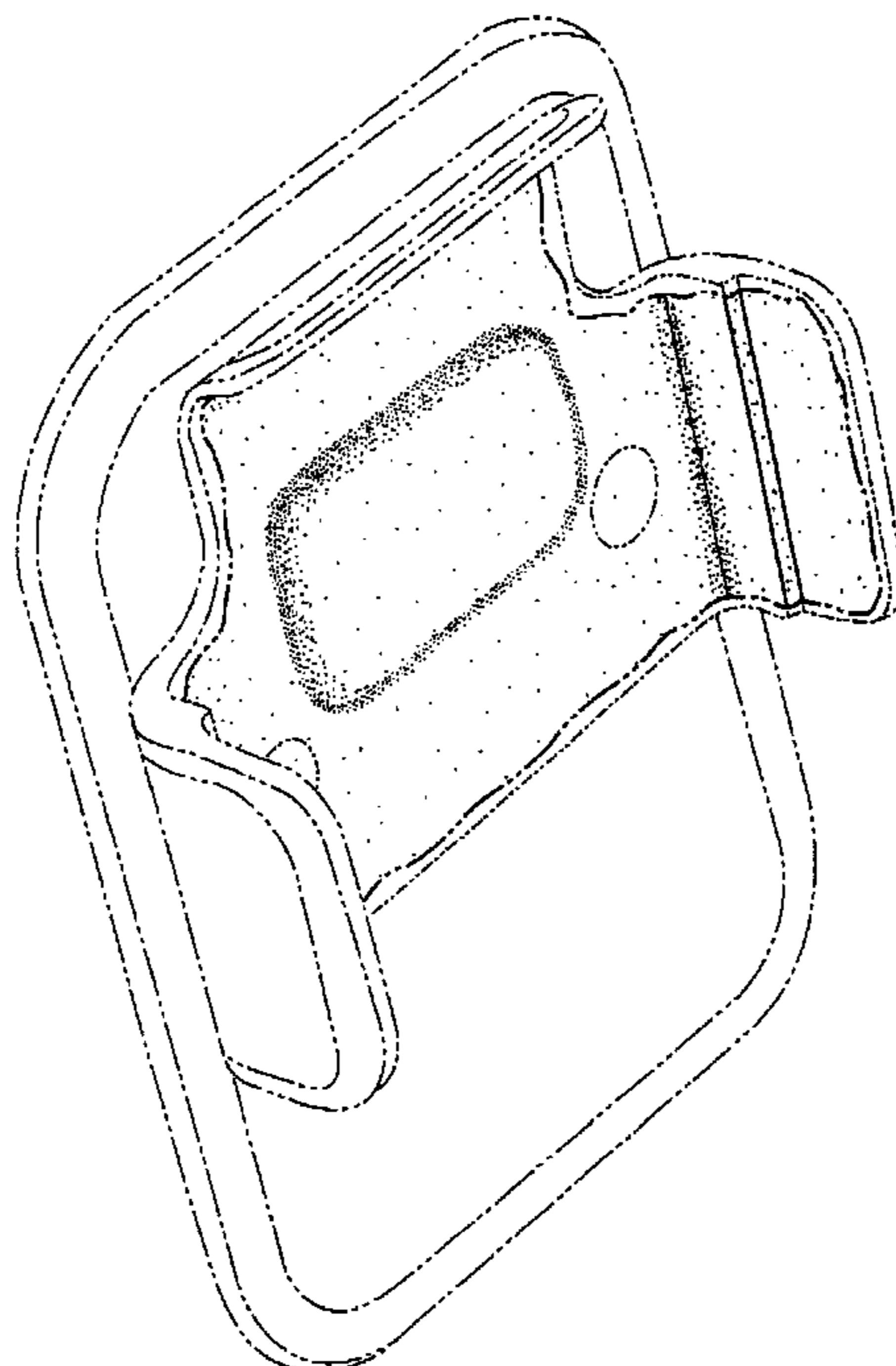
The uneven broken lines immediately adjacent to the shaded area represent the bounds of the claimed design. The uneven broken lines within the shaded area represent attachment rivets and form no part of the claimed design. All other uneven broken lines represent the remaining portion of the personal digital assistant holder. The uneven broken line representations in FIGS. 1–6 are for illustrative purposes only and form no part of the claimed design.

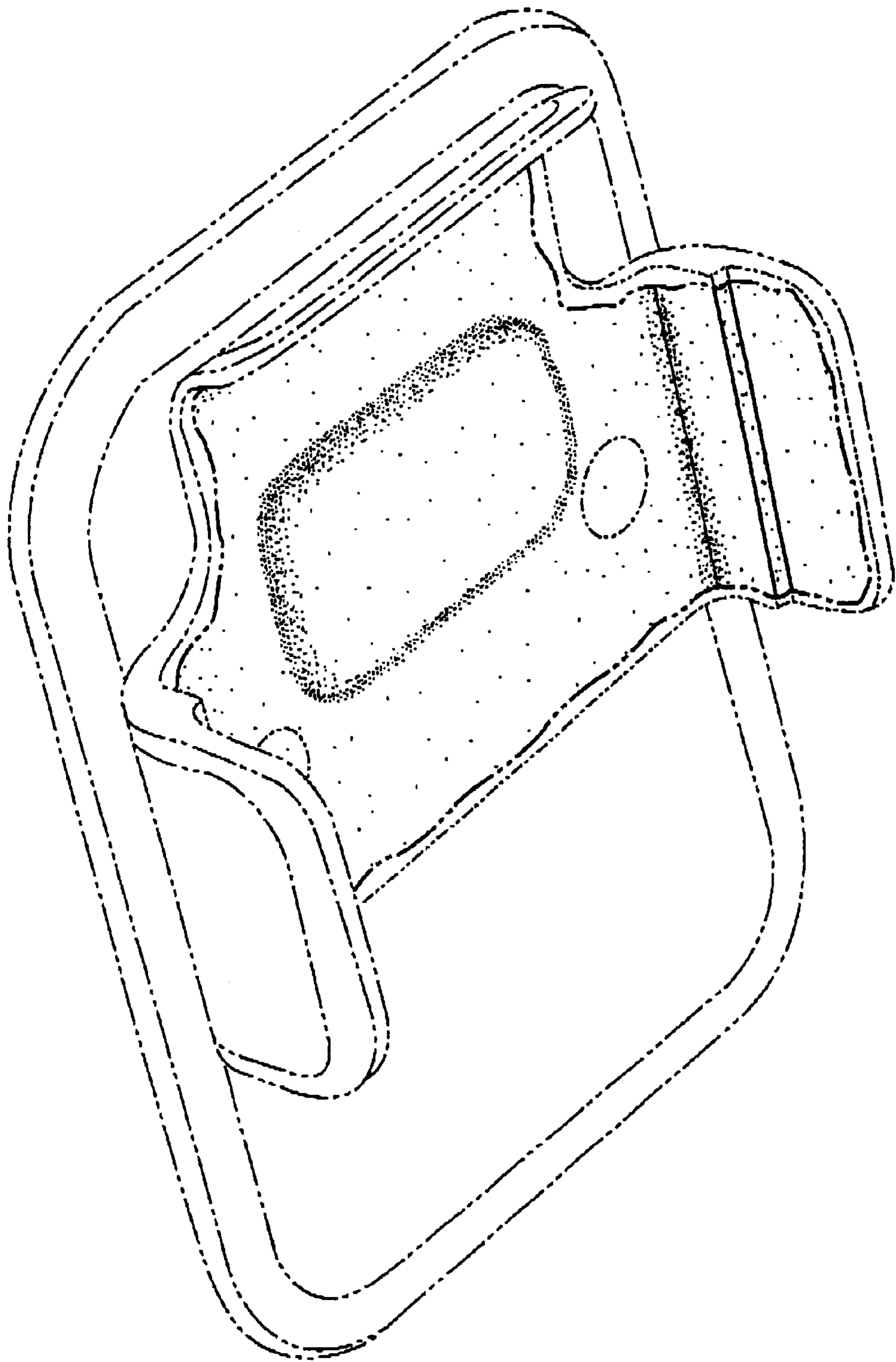
**OTHER PUBLICATIONS**

Shockers® Eyewear Retainers & Sports Accessories Wholesale Catalog © 1998 Quest Industries, Inc.(3 total pages).

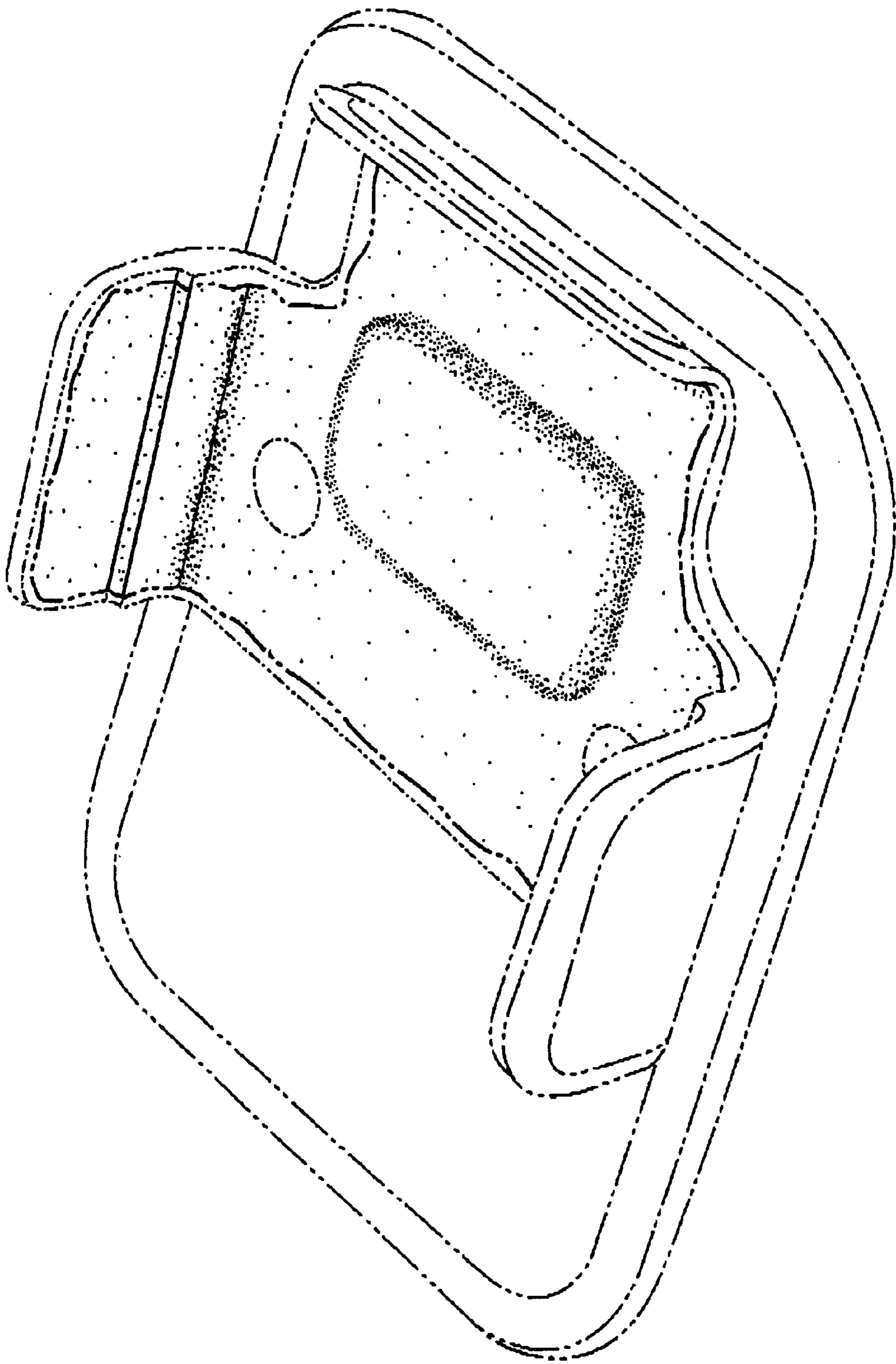
\* cited by examiner

**1 Claim, 5 Drawing Sheets**

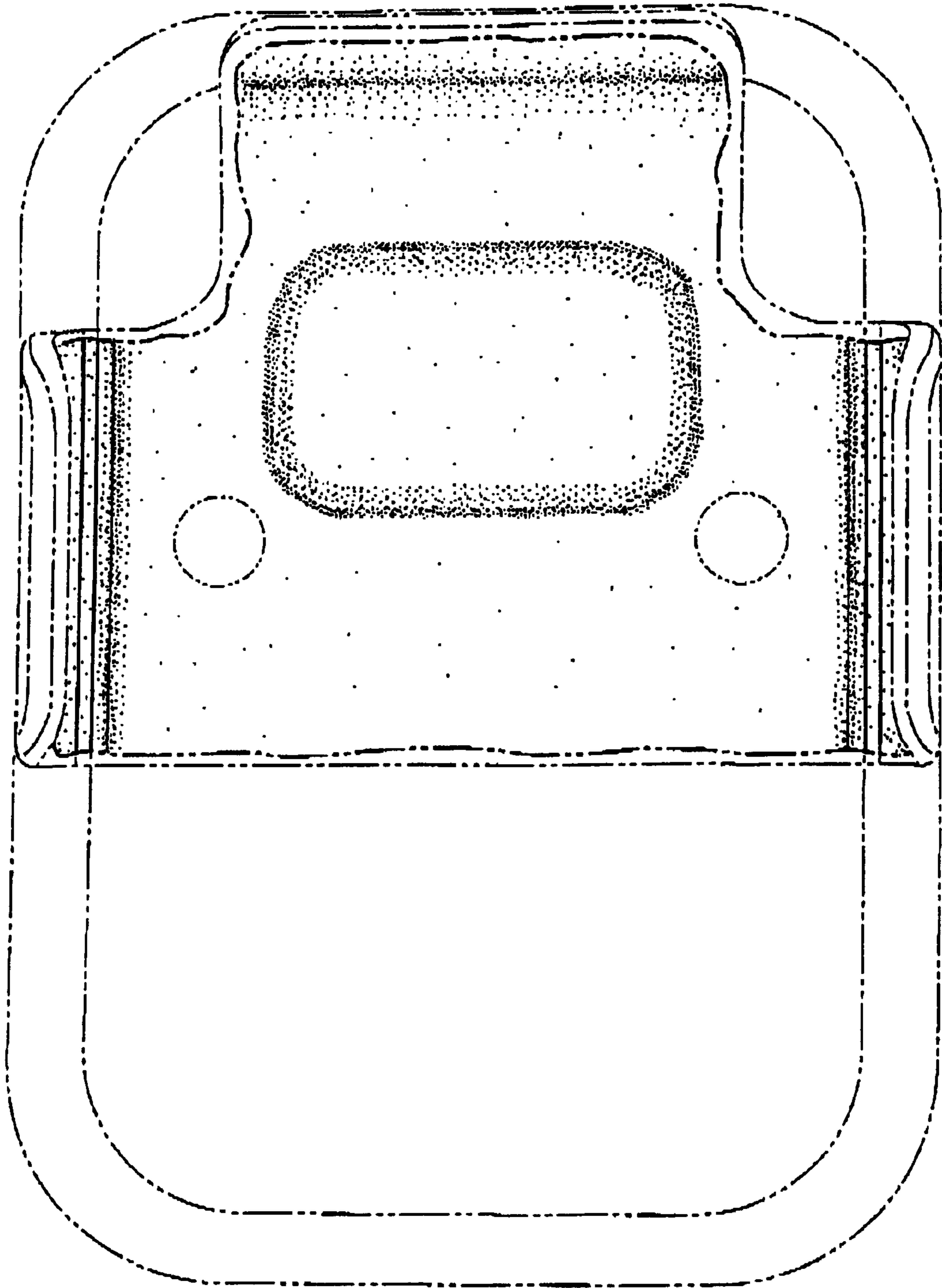




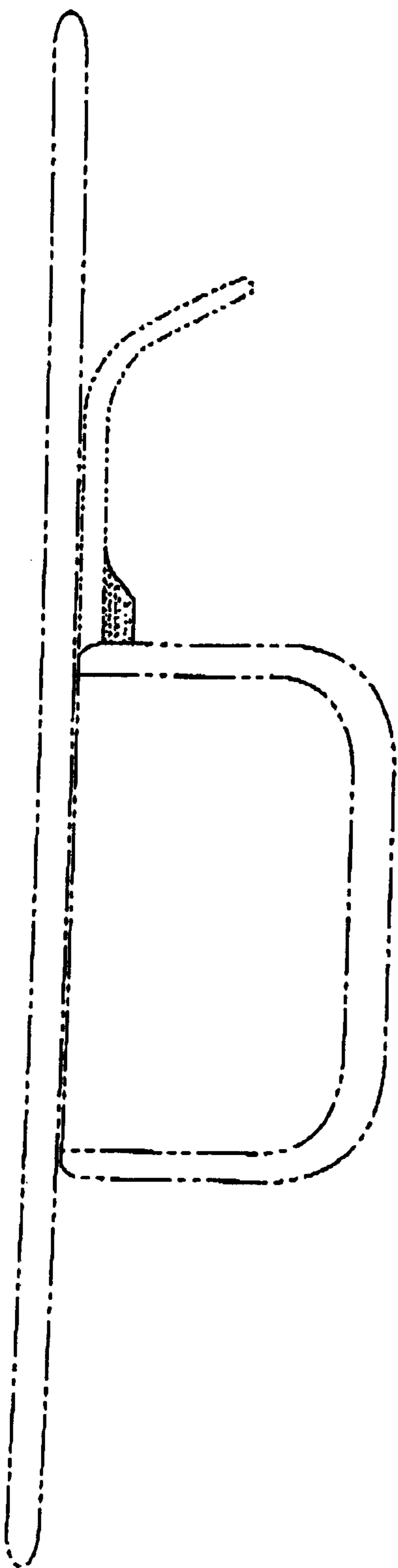
**Fig. 1**



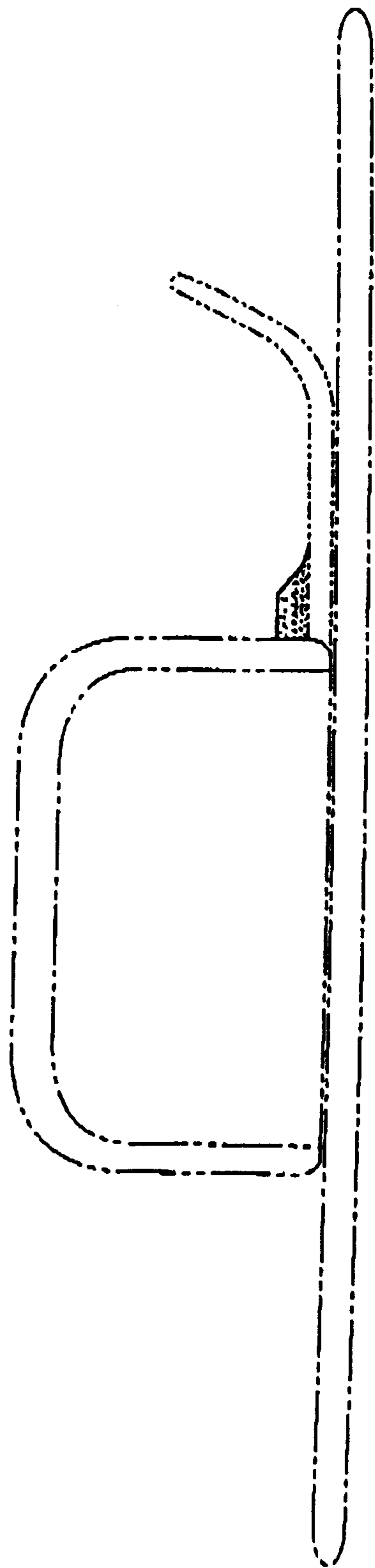
**Fig. 2**




**Fig. 3**



**Fig. 4**



**Fig. 5**



**Fig. 6**