



US00D470146S

(12) **United States Design Patent** (10) **Patent No.:** **US D470,146 S**
Tan et al. (45) **Date of Patent:** **** Feb. 11, 2003**

(54) **PERSONAL DIGITAL ASSISTANT HOLDER**

Primary Examiner—Kay H. Chin
(74) *Attorney, Agent, or Firm*—TraskBritt, P.C.

(75) Inventors: **Joe Sung-Ho Tan**, San Mateo, CA
(US); **Bobby Chang**, Millbrae, CA
(US)

(57) **CLAIM**

The ornamental design for a personal digital assistant holder, as shown and described.

(73) Assignee: **Incase Designs, Corp.**, Burlingame, CA
(US)

DESCRIPTION

(**) Term: **14 Years**

FIG. 1 is a perspective view of a personal digital assistant holder showing my new design;

(21) Appl. No.: **29/157,267**

FIG. 2 is a front view of the personal digital assistant holder shown in FIG. 1;

(22) Filed: **Mar. 15, 2002**

(51) **LOC (7) Cl.** **14-02**

FIG. 3 is a rear view of the personal digital assistant holder shown in FIG. 1;

(52) **U.S. Cl.** **D14/432**

(58) **Field of Search** D14/432, 433,
D14/434, 341, 344, 345, 354; 710/10, 126;
348/243, 375; 396/71, 297, 298, 378, 530,
544; D16/134, 213, 218, 237; D18/7

FIG. 4 is a left side view of the personal digital assistant holder shown in FIG. 1;

(56) **References Cited**

FIG. 5 is a right side view of the personal digital assistant holder shown in FIG. 1;

U.S. PATENT DOCUMENTS

FIG. 6 is a top view of the personal digital assistant holder shown in FIG. 1; and,

- D373,121 S 8/1996 Deluliis et al.
- D426,549 S 6/2000 Carlson
- D445,106 S 7/2001 Mosgrove et al.
- D453,332 S 2/2002 Herath
- D457,162 S 5/2002 Hawkins et al.
- D457,163 S 5/2002 Peiker
- D460,761 S * 7/2002 Croley D14/434

FIG. 7 is a bottom view of the personal digital assistant holder shown in FIG. 1.

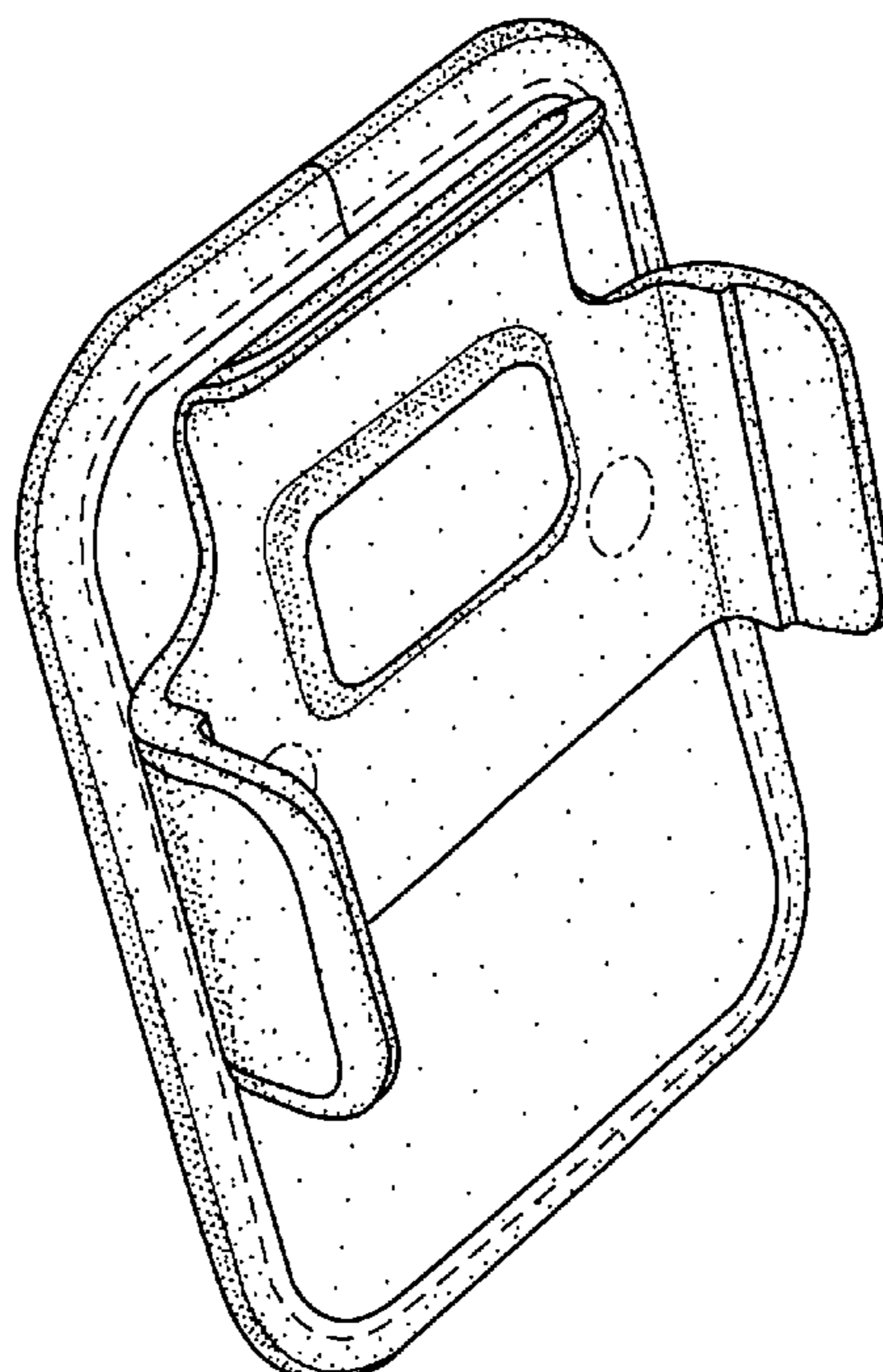
OTHER PUBLICATIONS

The uneven broken lines within the shaded area represent attachment rivets and the even broken lines within the shaded areas represent stitching. These broken line representations are for illustrative purposes only and form no part of the claimed design.

Shockers® Eyewear Retainers & Sports Accessories Wholesale Catalog © 1998 Quest Industries, Inc.(3 total pages).

* cited by examiner

1 Claim, 2 Drawing Sheets



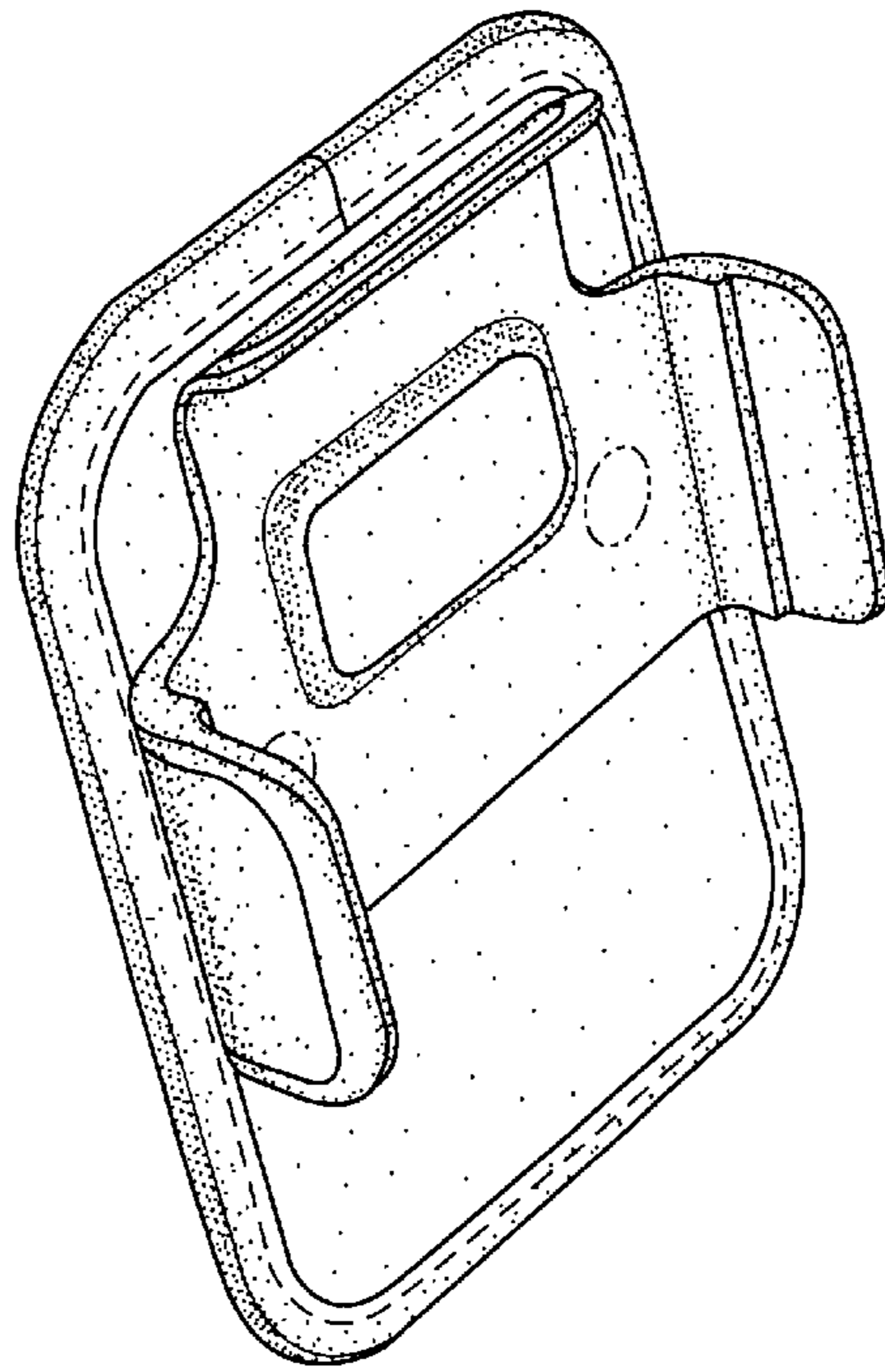


Fig. 1

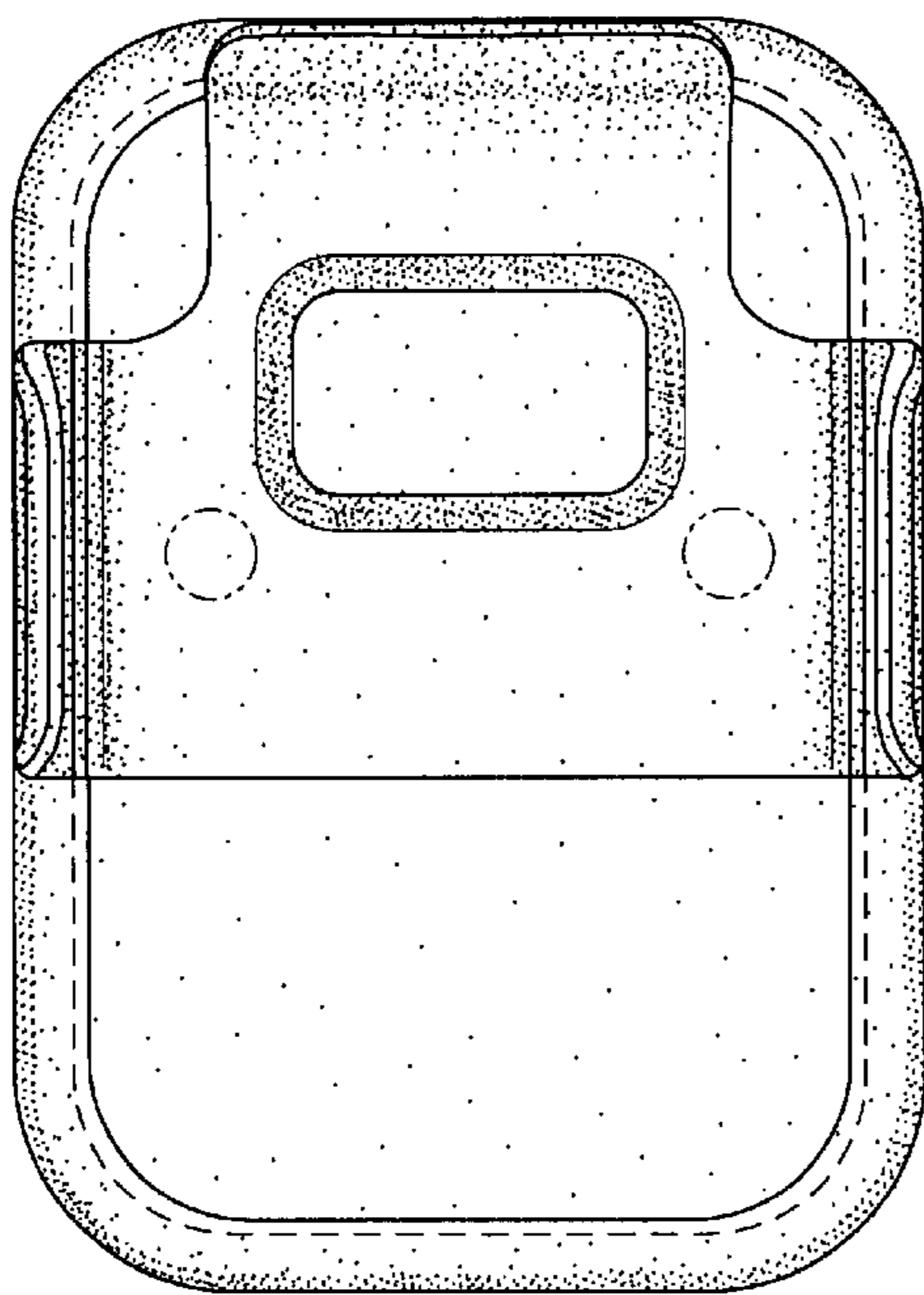


Fig. 2

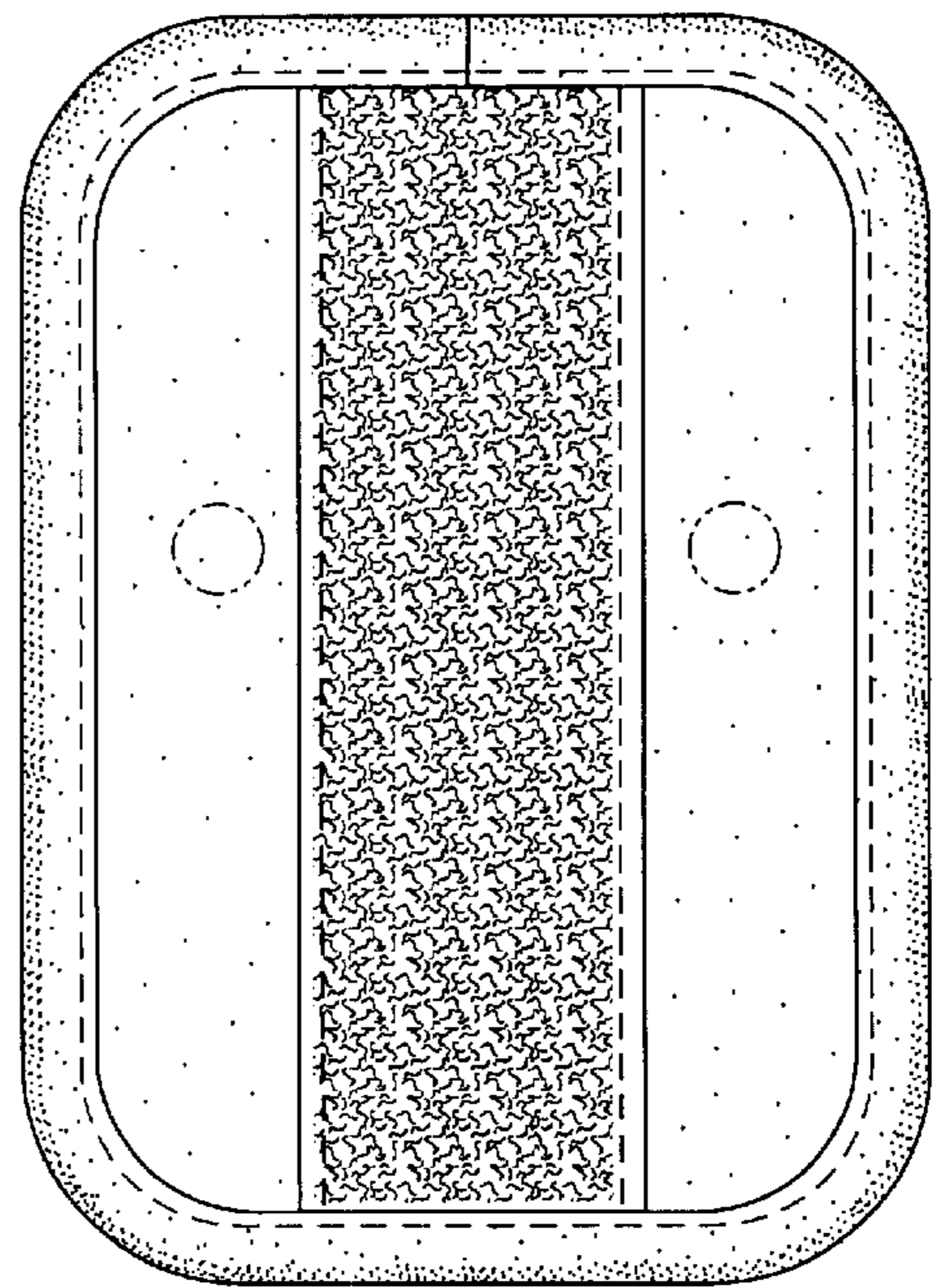


Fig. 3

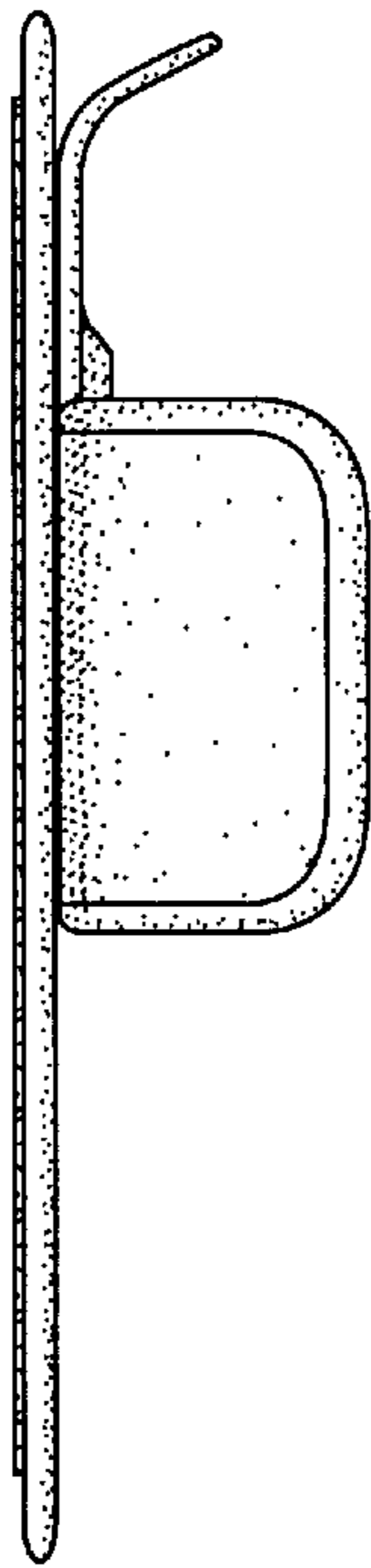


Fig. 4

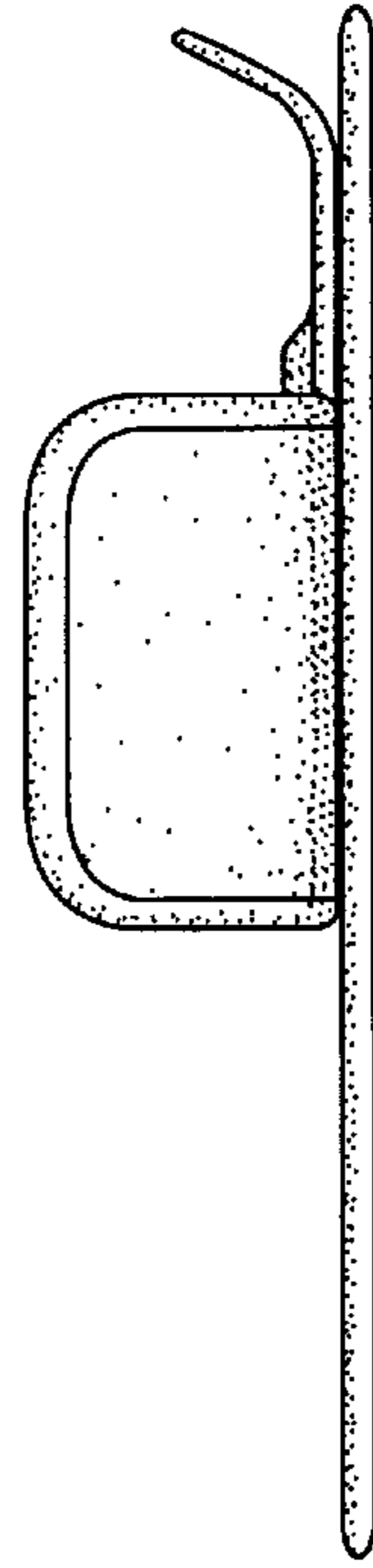


Fig. 5




Fig. 6




Fig. 7