



US00D470095S

(12) **United States Design Patent**
Wang et al.

(10) **Patent No.: US D470,095 S**

(45) **Date of Patent: ** Feb. 11, 2003**

(54) **VEHICLE-WINDSHIELD WASHER NOZZLE
HAVING A SKULL-FACE WITH
ILLUMINATED EYES**

D167,527 S * 8/1952 Neufeld D12/220
D417,181 S * 11/1999 Raghu D12/220
D424,506 S * 5/2000 Kondo D12/220
D458,890 S * 6/2002 Hsieh D12/220

(76) Inventors: **Calvin Wang**, 768 S. Turnbull Canyon Rd., City of Industry, CA (US) 91745;
Vincent Peng, 768 S. Turnbull Canyon Rd., City of Industry, CA (US) 91745

* cited by examiner

Primary Examiner—Stacia Cadmus

(74) *Attorney, Agent, or Firm*—Albert O. Cota

(**) Term: **14 Years**

(57) **CLAIM**

(21) Appl. No.: **29/164,760**

The ornamental design for a vehicle-windshield washer nozzle having a skull-face with illuminated eyes, as shown and described.

(22) Filed: **Jul. 31, 2002**

DESCRIPTION

(51) **LOC (7) Cl.** **12-06**

(52) **U.S. Cl.** **D12/220**

(58) **Field of Search** D12/400, 219,
D12/220; 239/284.1, 284.2, 600, 565, 587.4;
285/214–216, 194; 15/250.1; D11/55, 83,
136; D14/232; D9/441, 451

FIG. 1 is a front perspective view of a vehicle-windshield washer nozzle having a skull-face with illuminated eyes showing my new design;

FIG. 2 is a rear view thereof showing the placement of a pair of washer nozzles. The power cable for illuminating the eyes is shown in broken lines for illustrative purposes only and forms no part of the claimed design;

FIG. 3 is a top plan view thereof;

FIG. 4 is a bottom plan view thereof; and,


FIG. 5 is a right side elevational view thereof, the left side being a mirror image.

(56) **References Cited**

U.S. PATENT DOCUMENTS

D48,894 S * 4/1916 Higgins D9/451
D53,428 S * 6/1919 Rustant D9/451
D53,467 S * 6/1919 Rustant D9/451
D53,468 S * 6/1919 Rustant D9/451

1 Claim, 2 Drawing Sheets






Fig. 1

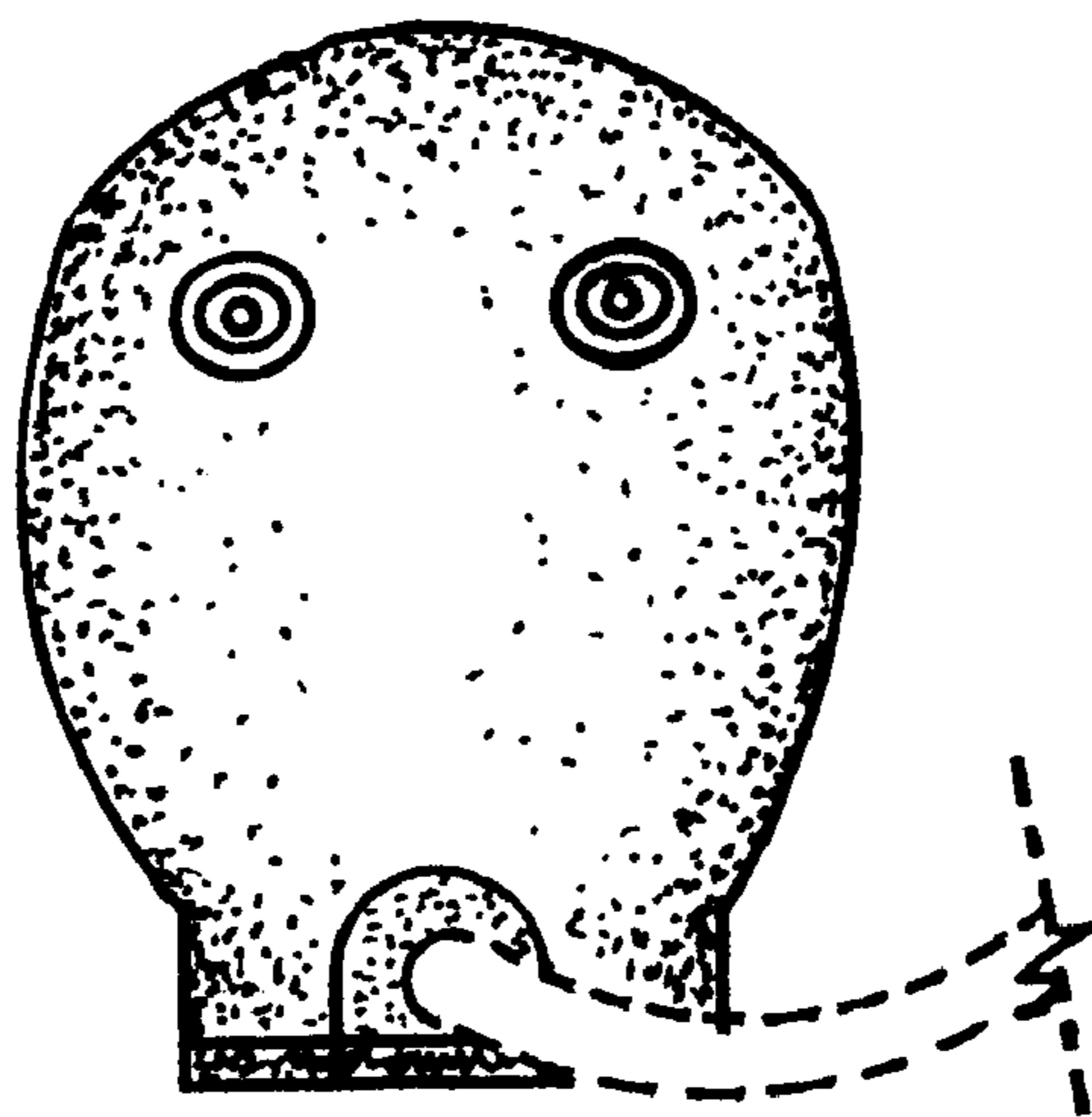


Fig. 2

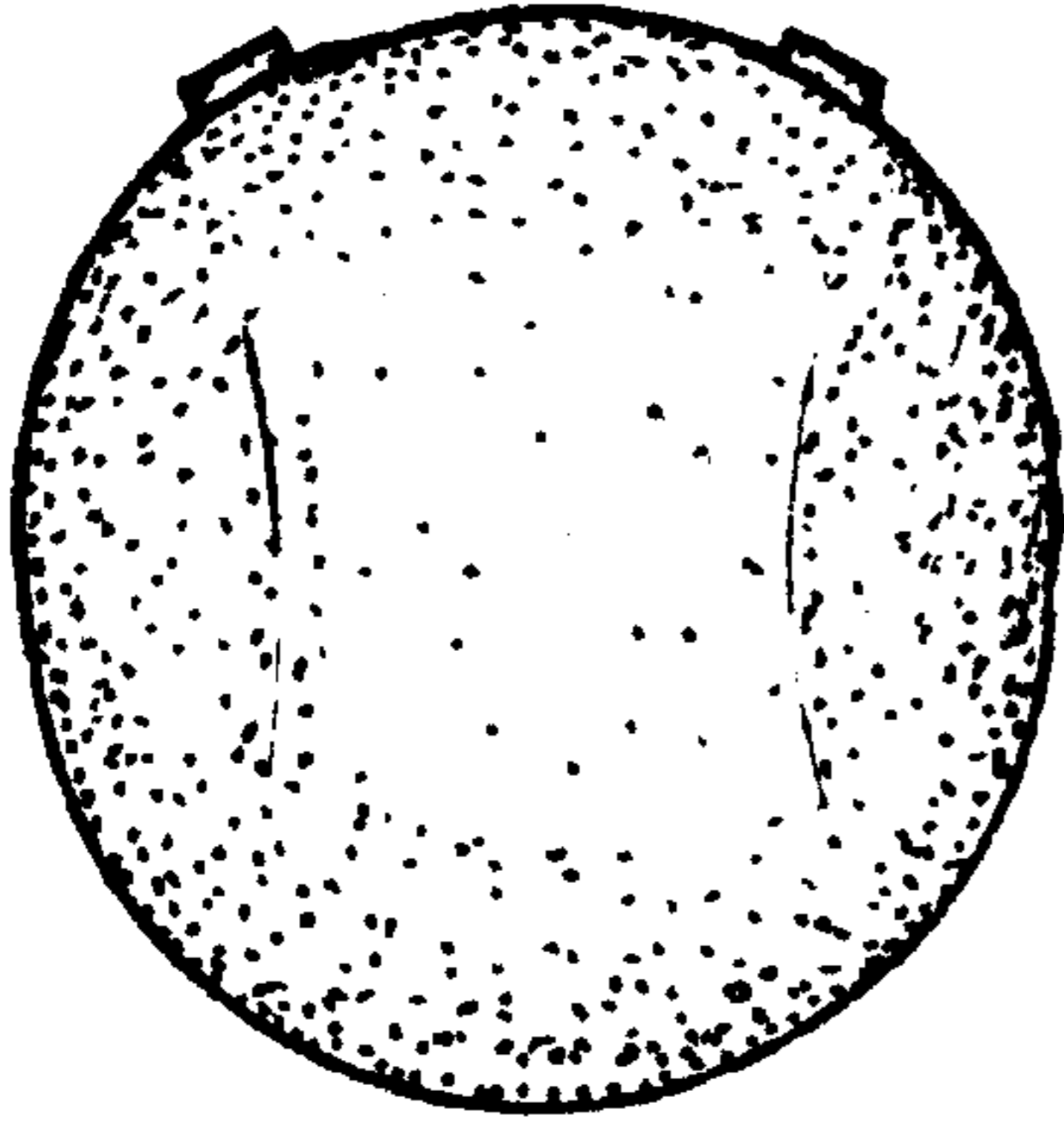


Fig. 3

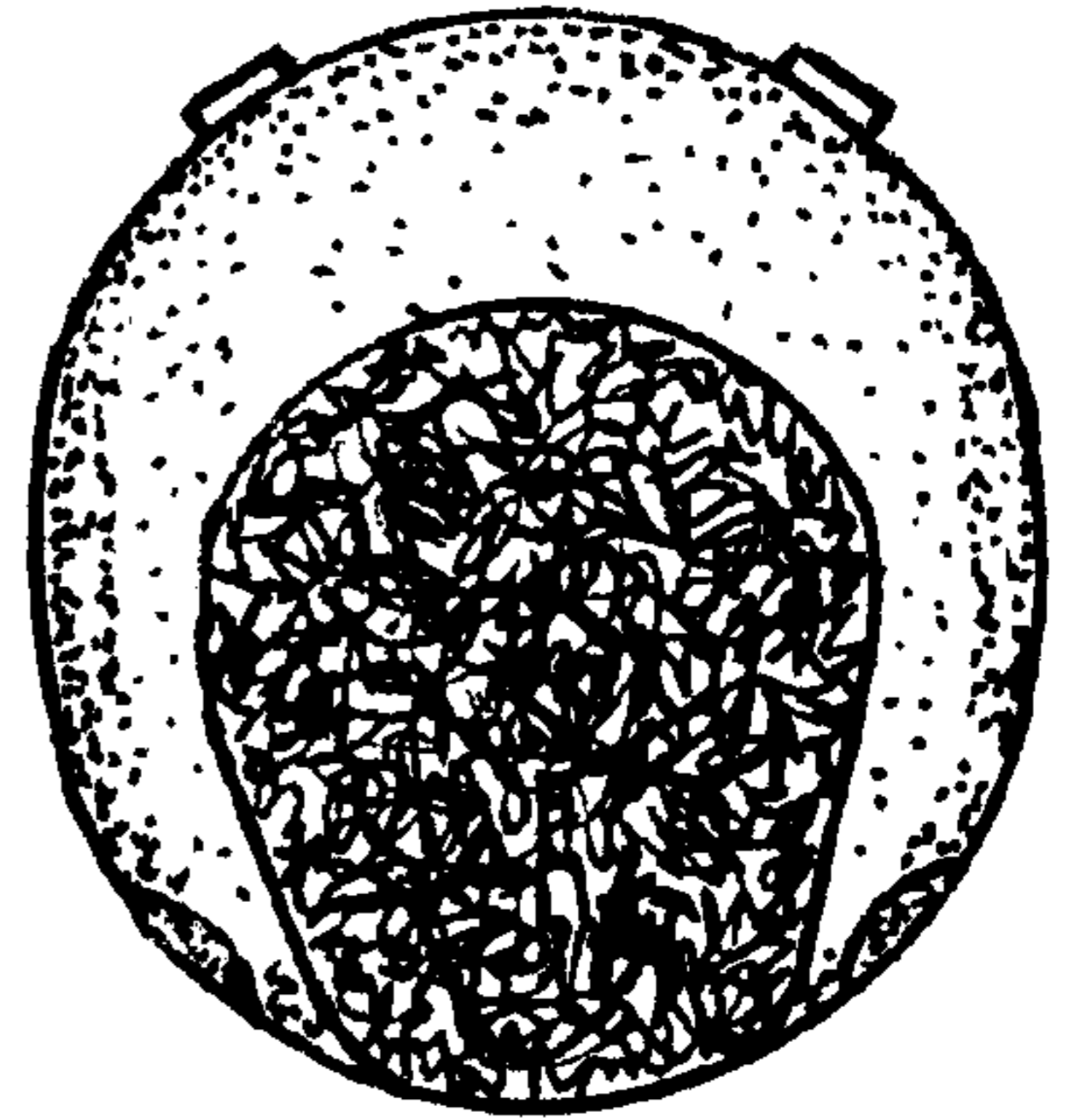


Fig. 4

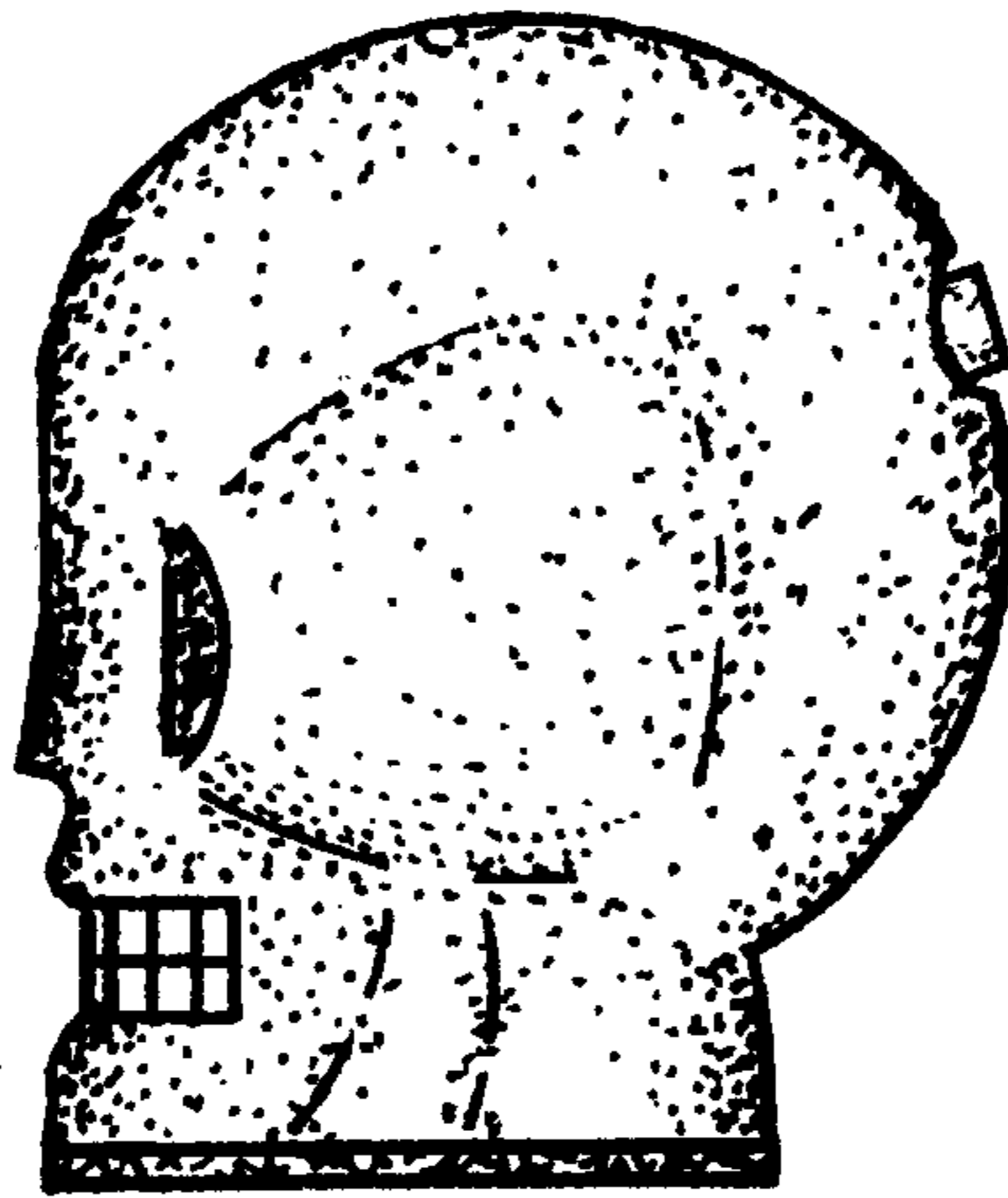


Fig. 5