



US00D470076S

(12) **United States Design Patent**
Tonne

(10) **Patent No.:** **US D470,076 S**

(45) **Date of Patent:** **** Feb. 11, 2003**

(54) **COMBINATION PENDANT AND LAPEL PIN FOR A TIE OR LAPEL**

(76) **Inventor:** **Darren Timothy Tonne**, 6112
Sutherland, Tyler, TX (US) 75703

(**) **Term:** **14 Years**

(21) **Appl. No.:** **29/146,816**

(22) **Filed:** **Aug. 17, 2001**

(51) **LOC (7) Cl.** **11-01**

(52) **U.S. Cl.** **D11/101**

(58) **Field of Search** D11/1, 2, 7, 11,
D11/14, 40-44, 47-49, 53, 55, 62-63, 65-70,
72-73, 75-77, 79-88, 95-97, 99-100, 103,
108, 110, 112, 115; 70/458; D3/211; 63/1.11,
1.14, 12, 13, 14.1, 18-20, 23

(56) **References Cited**

U.S. PATENT DOCUMENTS

D46,376 S * 9/1914 Staue D11/96
D107,665 S * 12/1937 Stedman D11/96

D186,513 S * 1/1959 Galvin D11/96
D250,900 S * 1/1979 Newman D99/27
D319,415 S * 8/1991 Johnston D11/101
D381,596 S * 7/1997 Cord D11/57
D449,791 S * 10/2001 Clark D11/101

* cited by examiner

Primary Examiner—Ralf Seifert

(74) *Attorney, Agent, or Firm*—Morgan L. Crow, P.E.

(57) **CLAIM**

I claim the ornamental design of a combination pendant and lapel pin for a tie or lapel, as shown.

DESCRIPTION

FIG. 1 is a front elevational view of a combination pendant and lapel pin for a tie or lapel showing my new design; FIG. 2 is a left elevational view thereof; FIG. 3 is a right elevational view thereof; FIG. 4 is a rear elevational view thereof; FIG. 5 is a top view thereof; and, FIG. 6 is a bottom view thereof.

1 Claim, 1 Drawing Sheet






Fig. 5




Fig. 1

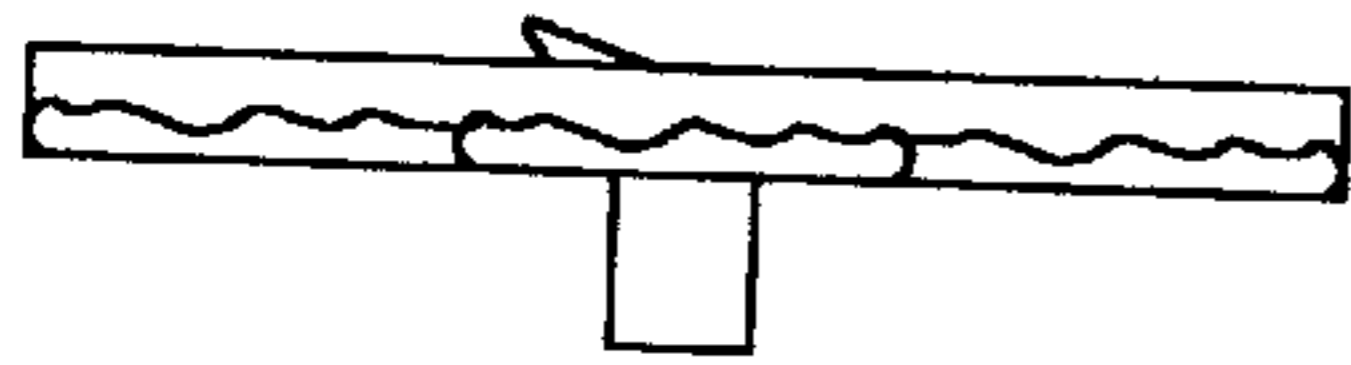


Fig. 6

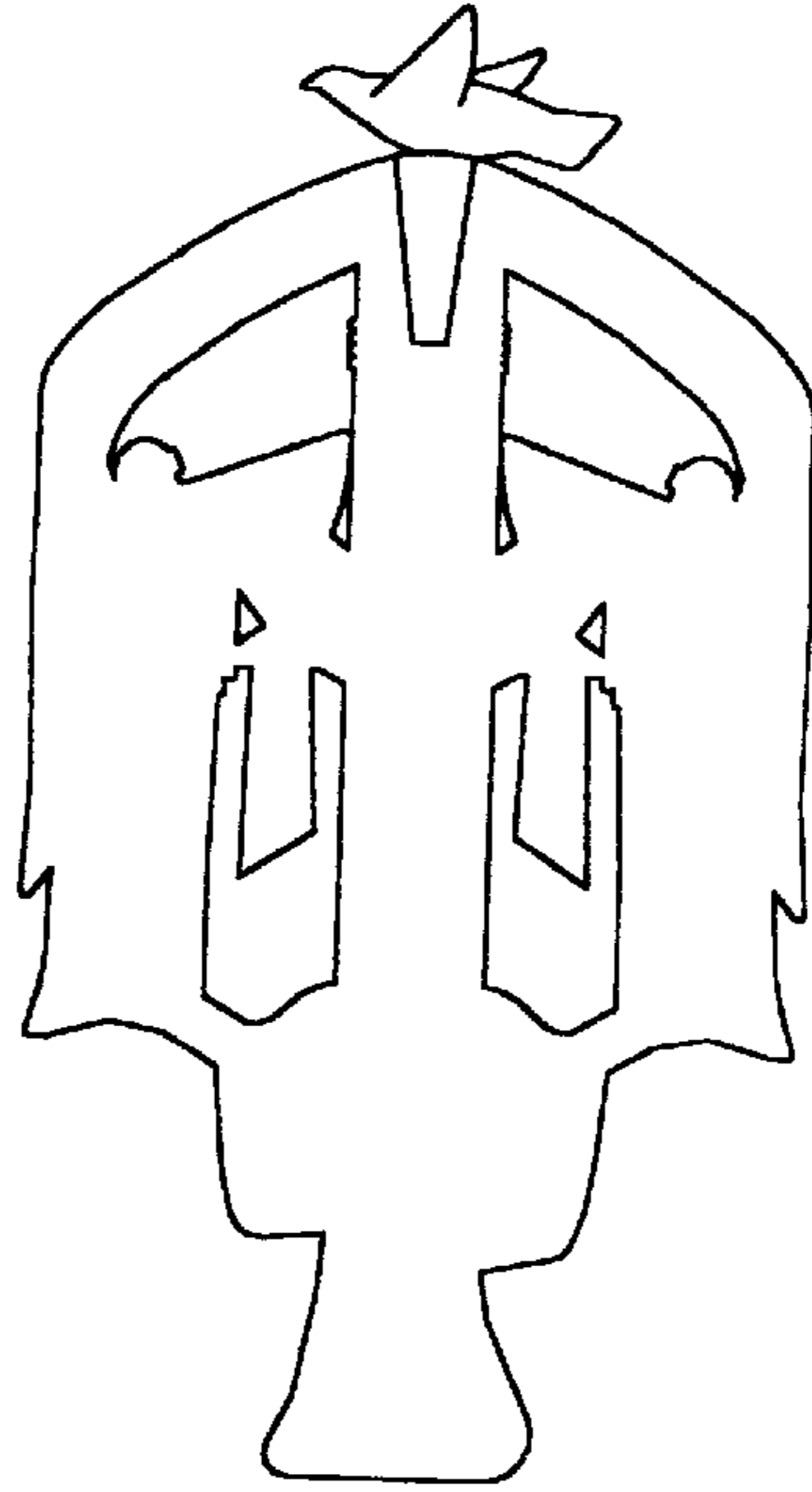


Fig. 4

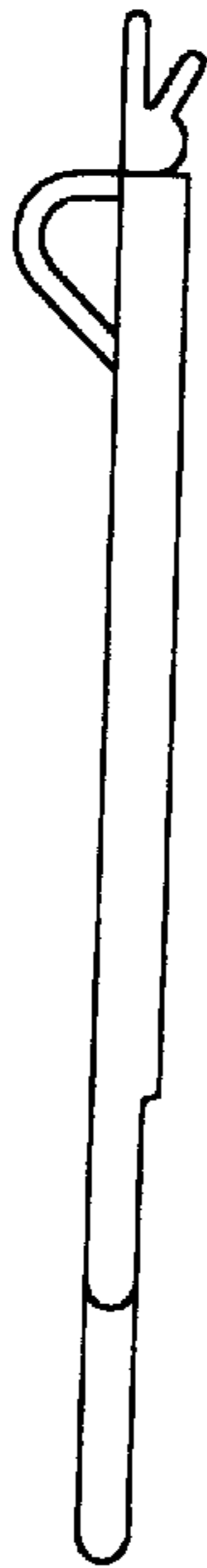


Fig. 2



Fig. 3