



US00D470060S

(12) **United States Design Patent**  
**Grimoldi**

(10) **Patent No.:** **US D470,060 S**

(45) **Date of Patent:** **\*\* Feb. 11, 2003**

(54) **WRIST WATCH**

**OTHER PUBLICATIONS**

(76) **Inventor:** **Giorgio Grimoldi**, Piazza Duomo 21,  
20121 Milano (IT)

Jeweler's Circular-Keystone-Sep. 1974-p.28-watches at right.\*

(\*\*) **Term:** **14 Years**

\* cited by examiner

(21) **Appl. No.:** **29/154,231**

*Primary Examiner*—Nelson C. Holtje

(22) **Filed:** **Jan. 18, 2002**

(74) *Attorney, Agent, or Firm*—Hedman & Costigan, P.C.

(51) **LOC (7) Cl.** ..... **10-02**

(52) **U.S. Cl.** ..... **D10/39**

(58) **Field of Search** ..... D10/30-39, 122-132;  
368/281-282, 276-277, 285

(57) **CLAIM**

The ornamental design for a wrist watch, as shown and described.

**DESCRIPTION**


FIG. 1 is a lateral front perspective view of the watch; FIG. 2 is a front perspective view of the said watch; FIG. 3 is a back view of the watch of FIG. 1; FIG. 4 is a right side view of the watch of FIG. 1; FIG. 5 is a left side view of the watch of FIG. 1; FIG. 6 is a top view of the watch of FIG. 1; and, FIG. 7 is a bottom view of the watch of FIG. 1.

(56) **References Cited**

**U.S. PATENT DOCUMENTS**

1,633,351 A	*	6/1927	Sonnenthal	.....	368/286
D162,961 S	*	4/1951	Katz	.....	D10/132
3,177,646 A	*	4/1965	Ernest et al.		
D271,472 S	*	11/1983	Malamoud	.....	D10/38
D361,278 S	*	8/1995	Riley	.....	D10/30
D392,902 S	*	3/1998	Mouawad	.....	D10/30

**1 Claim, 3 Drawing Sheets**






FIG. 1

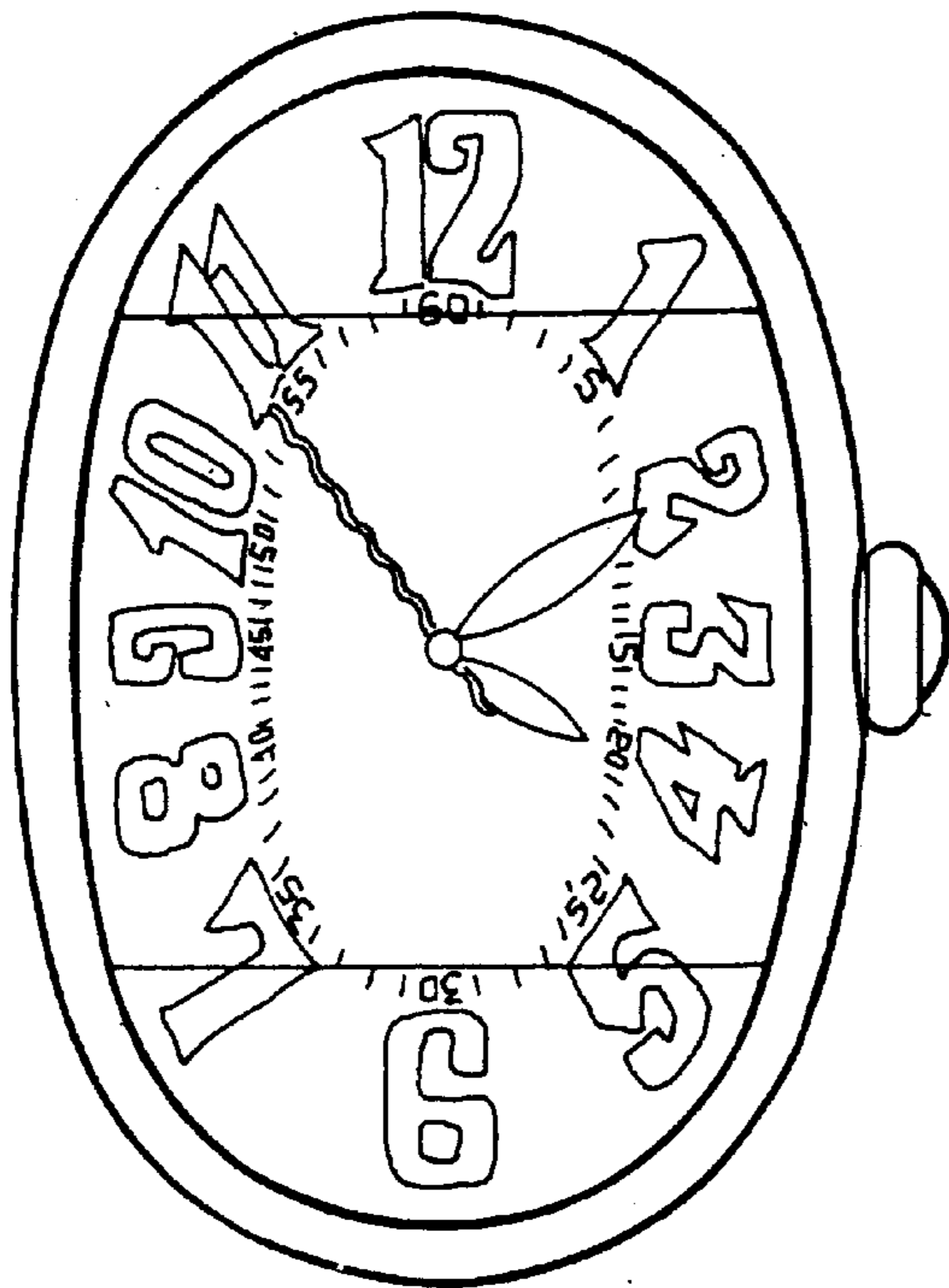


FIG. 2

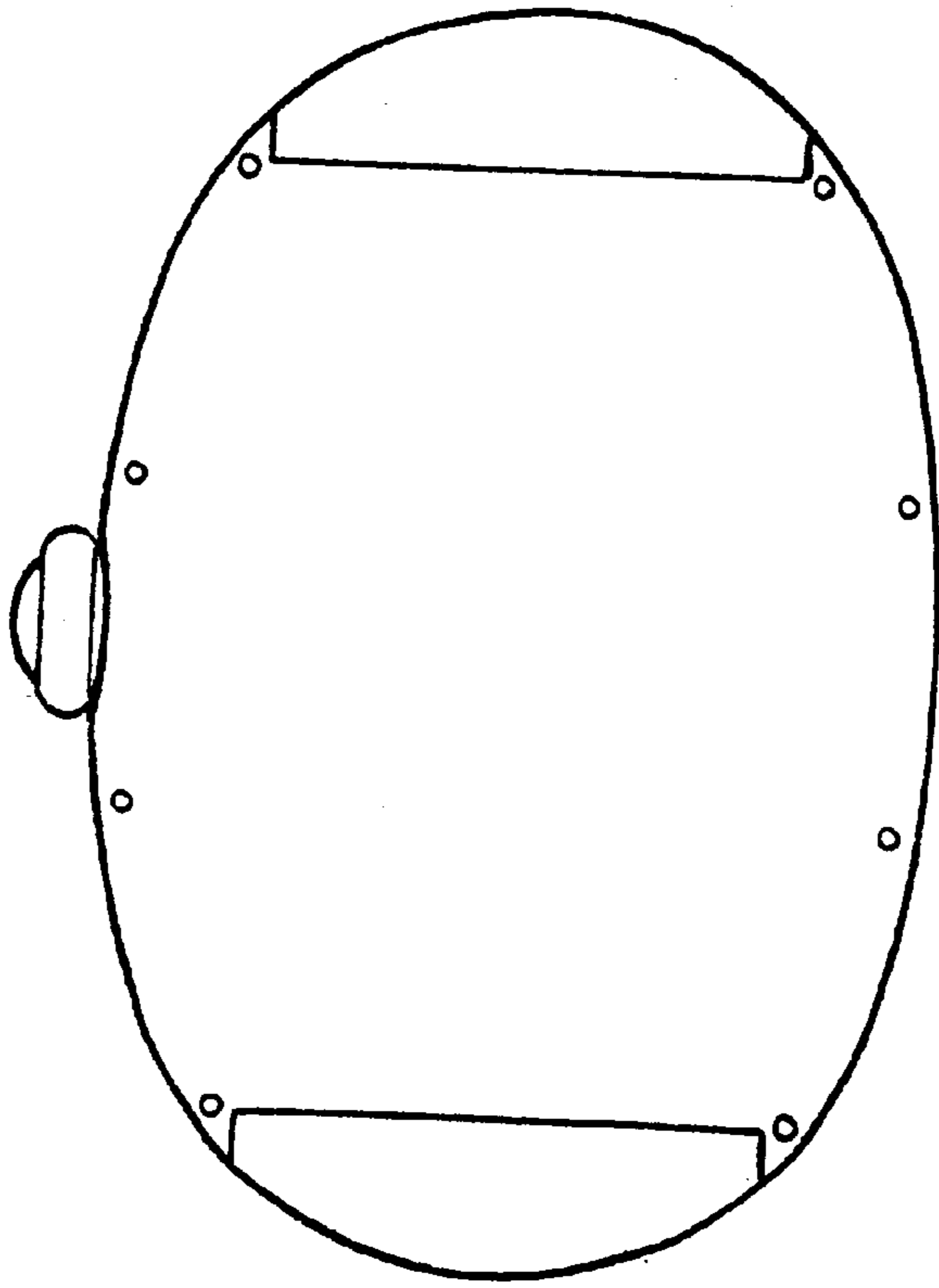


FIG. 3

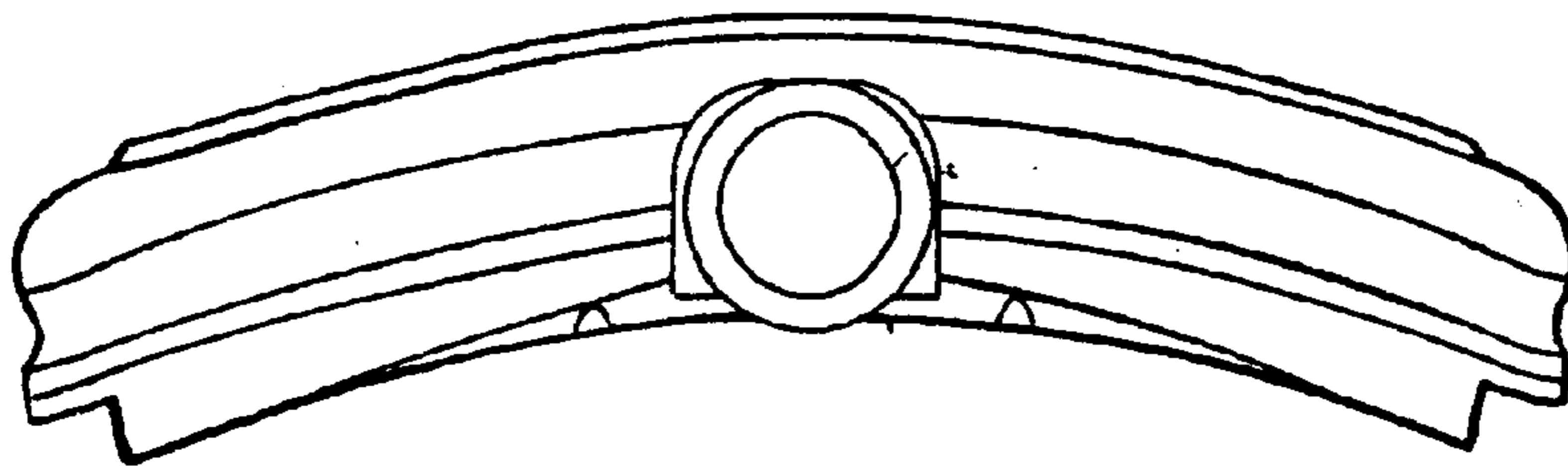


FIG. 4

FIG. 5



FIG. 6

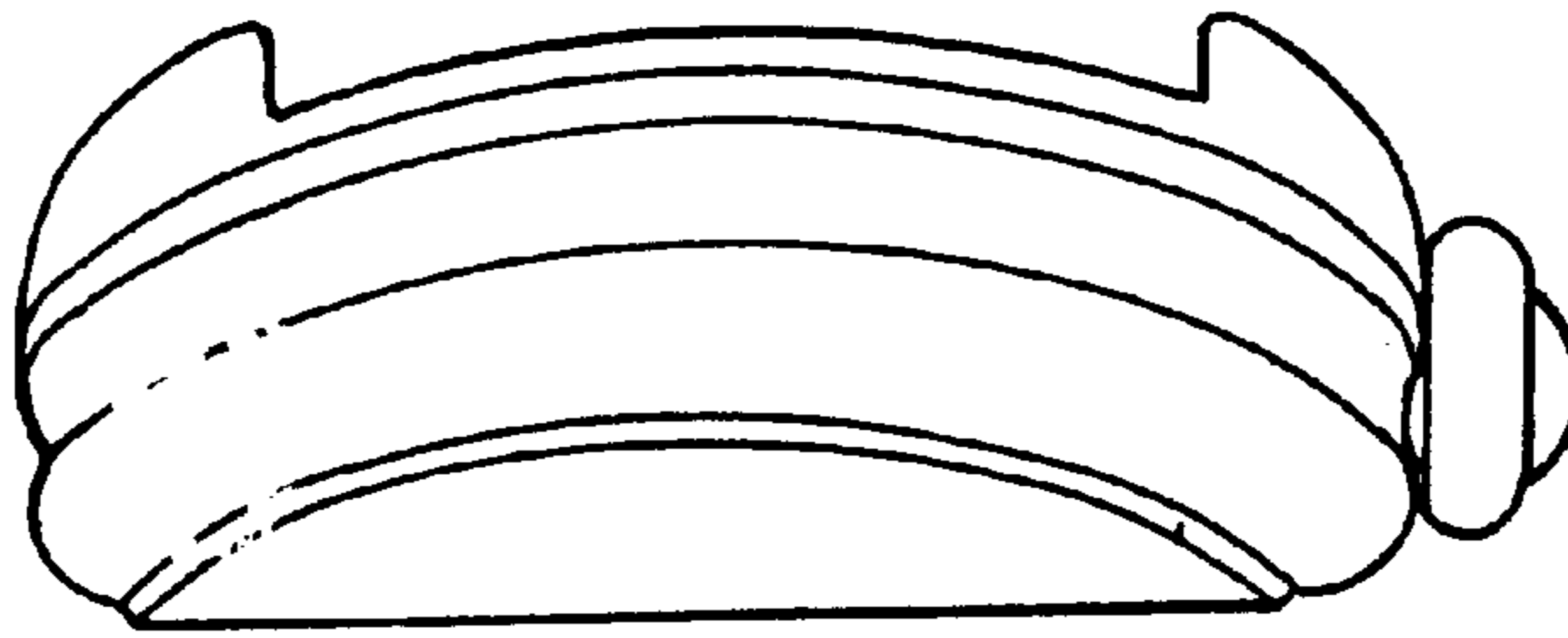


FIG. 7

