



US00D470055S

(12) **United States Design Patent**
Blair et al.

(10) **Patent No.:** **US D470,055 S**

(45) **Date of Patent:** **** Feb. 11, 2003**

(54) **BOTTLE**

(75) Inventors: **Graham John Blair**, Wirral (GB);
Dominique Marcot, Suresnes (FR)

(73) Assignee: **Unilever Home & Personal Care USA**
division of Conopco, Inc., Greenwich,
CT (US)

(**) Term: **14 Years**

(21) Appl. No.: **29/145,353**

(22) Filed: **Jul. 20, 2001**

(30) **Foreign Application Priority Data**

Jan. 22, 2001 (GB) 2098953

(51) **LOC (7) Cl.** **09-01**

(52) **U.S. Cl.** **D9/528; D9/564; D9/575**

(58) **Field of Search** **D3/202; D6/542;**
D7/306; D9/516, 523, 526-528, 531, 537-538,
541, 543, 551, 556-558, 569, 570, 574-575;
D24/121, 224; D32/25, 30, 45; 215/10,
382-384, 396, 398, 400

(56) **References Cited**

U.S. PATENT DOCUMENTS

- D199,813 S * 12/1964 Trombly et al. D9/528
- D210,443 S * 3/1968 Mason, Jr. D9/528
- D224,733 S * 9/1972 Vanderhyde D9/531
- D282,441 S * 2/1986 Shiokawa D9/523

- D323,110 S * 1/1992 Simms et al. D9/529
- D340,217 S * 10/1993 Delage et al. D24/197 X
- D351,990 S * 11/1994 Shiokawa D9/523 X
- D357,868 S * 5/1995 Beier-Rosetti D9/523
- D358,098 S * 5/1995 Carre et al. D9/529
- D366,619 S * 1/1996 Holbrook D9/526
- D369,294 S * 4/1996 Hirato D9/549 X
- D372,429 S * 8/1996 Slezak et al. D9/528
- D373,086 S * 8/1996 Hirato D9/540
- D398,853 S * 9/1998 Phillips D9/526
- D407,316 S * 3/1999 Zaksenberg D9/523
- D439,518 S * 3/2001 Gavin D9/523
- D454,071 S * 3/2002 Crawford et al. D9/528

* cited by examiner

Primary Examiner—James Gandy

Assistant Examiner—Carol Rademaker

(74) *Attorney, Agent, or Firm*—Kevin J. Stein

(57) **CLAIM**

The ornamental design for a bottle, substantially as shown and described.

DESCRIPTION

FIG. 1 is a front perspective view from above and one side of a bottle in accordance with our new design; FIG. 2 is a right side elevational view thereof, the left side elevational view being a mirror image thereof; FIG. 3 is a top plan view thereof; FIG. 4 is a front elevational view thereof; and, FIG. 5 is a bottom plan view thereof.

1 Claim, 3 Drawing Sheets

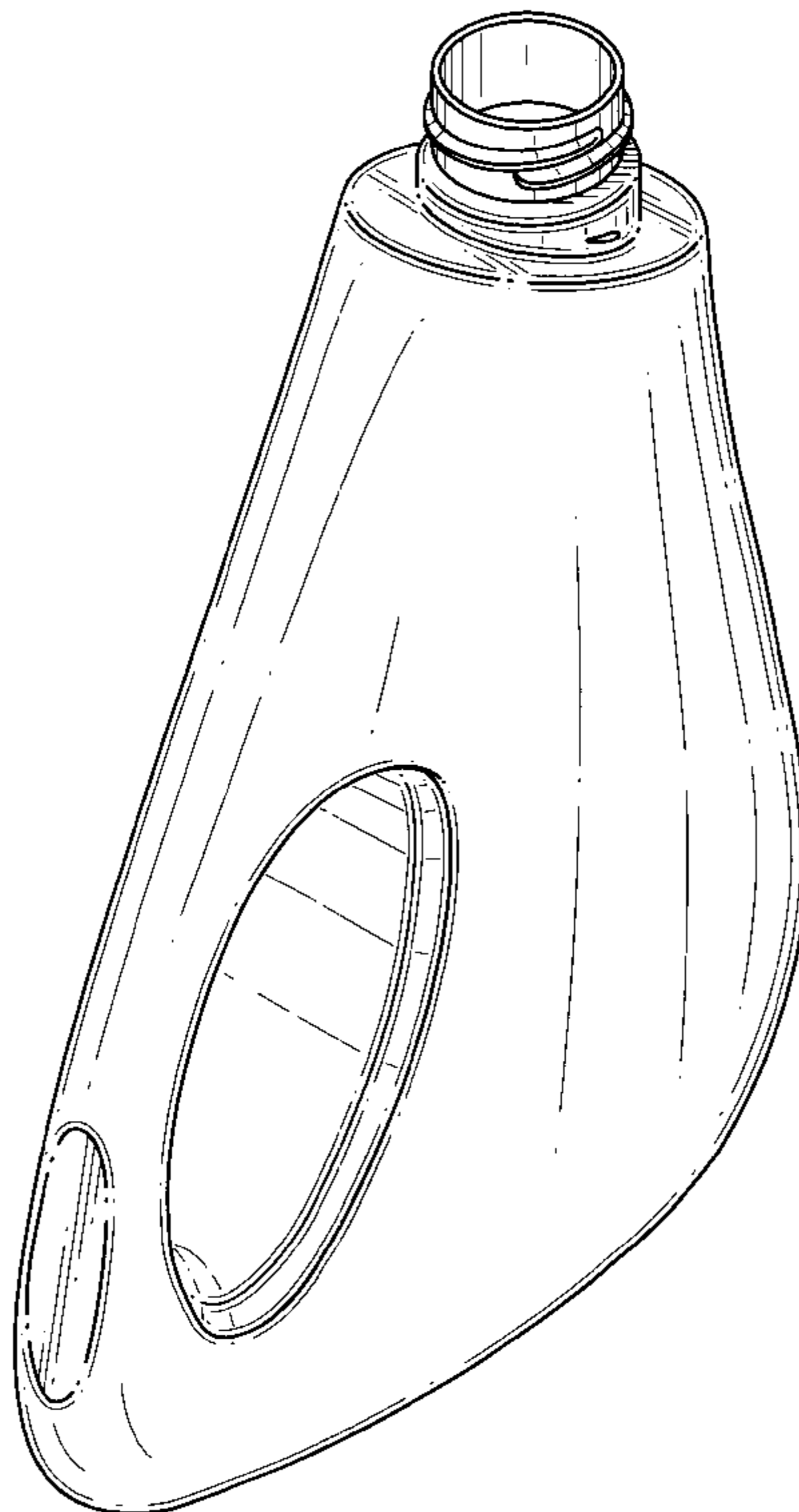
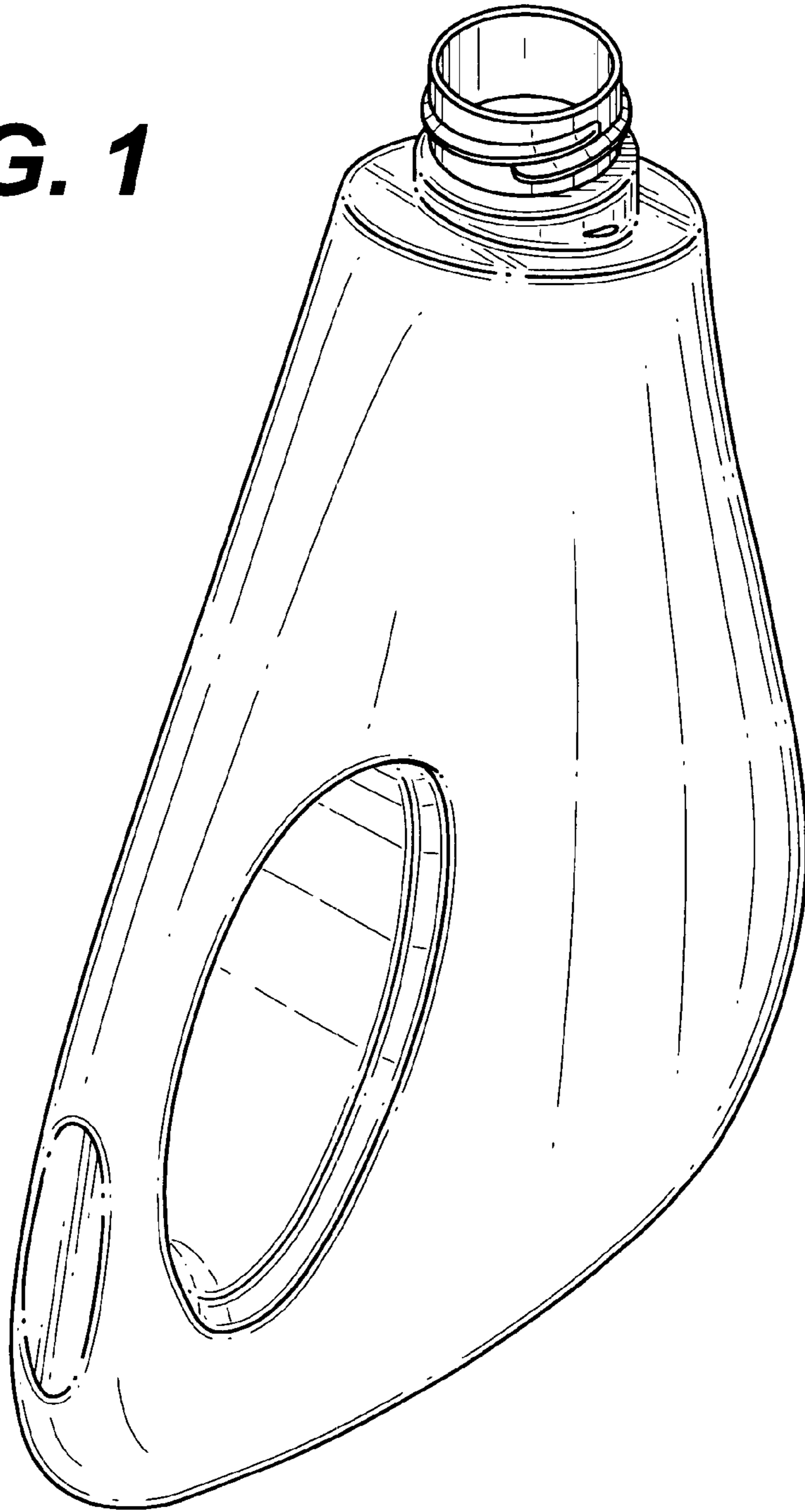


FIG. 1






FIG. 3

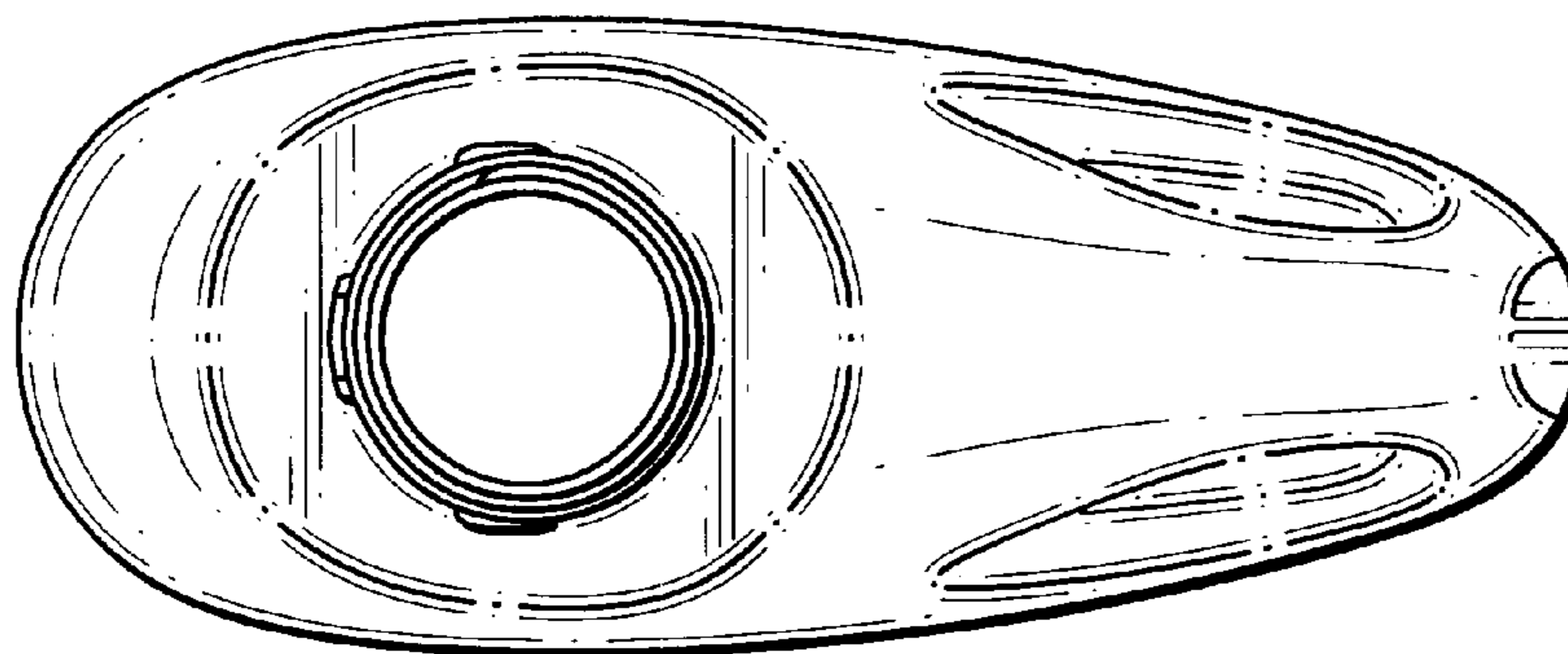


FIG. 4




FIG. 5

