



US00D470040S

(12) **United States Design Patent**
Chu

(10) **Patent No.:** **US D470,040 S**

(45) **Date of Patent:** **** Feb. 11, 2003**

(54) **T TYPE NAIL**

(76) **Inventor:** **Tsung-Min Chu**, 9F-3, No. 218,
Kuo-Kuang Rd., Taichung (TW)

(**) **Term:** **14 Years**

(21) **Appl. No.:** **29/156,354**

(22) **Filed:** **Mar. 1, 2002**

(51) **LOC (7) Cl.** **08-08**

(52) **U.S. Cl.** **D8/391**

(58) **Field of Search** D8/382, 387, 388,
D8/391; 411/442, 443, 444, 494, 923; 206/343

(56) **References Cited**

U.S. PATENT DOCUMENTS

1,784,755	A	*	12/1930	Rosenberg	
2,058,273	A	*	10/1936	Upton	
3,019,460	A	*	2/1962	Corckran	
3,492,907	A	*	2/1970	Hauck	
4,011,785	A	*	3/1977	Schrepferman	411/923
4,826,381	A	*	5/1989	Kiriyama	411/443
D367,420	S	*	2/1996	Newcomer	D8/382
6,168,362	B1	*	1/2001	Tucker et al.	411/442

* cited by examiner

Primary Examiner—Alan P. Douglas

Assistant Examiner—Clare E. Heflin

(74) *Attorney, Agent, or Firm*—Rosenberg, Klein & Lee

(57) **CLAIM**

The ornamental design for a T type nail, as shown and described.

DESCRIPTION

FIG. 1 is a perspective view of a T type nail showing my design;

FIG. 2 is a front elevational view therefore, the rear elevational view being the mirror image thereof;

FIG. 3 is a left side elevational view thereof, the right side elevational view being the mirror image thereof;

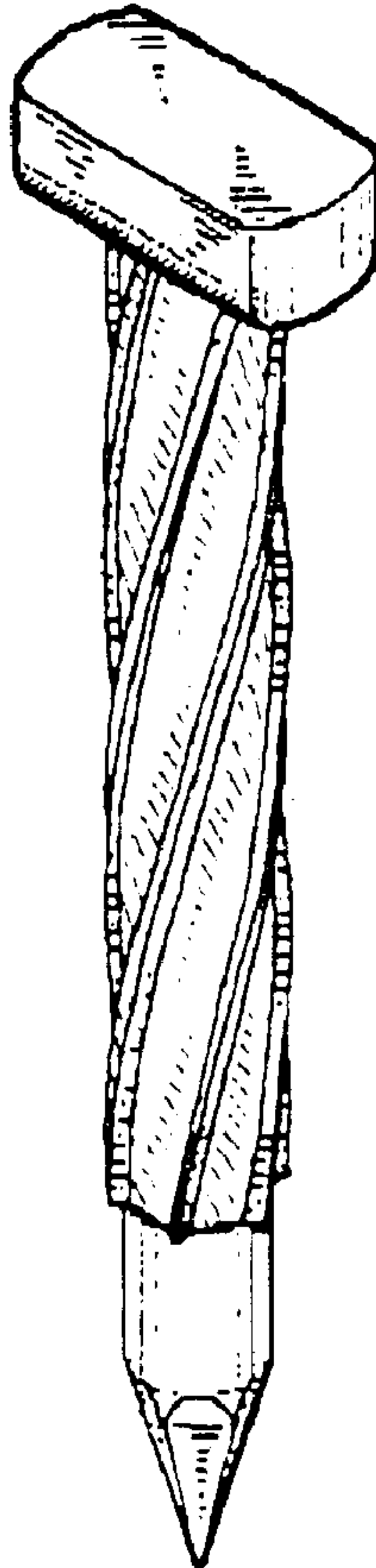
FIG. 4 is a top plan view thereof;

FIG. 5 is a bottom plan view thereof; and,

FIG. 6 is a perspective view of a T type nail in use.

The broken lines shown on the drawings are for illustrative purposes only and form no part of the claimed design.

1 Claim, 3 Drawing Sheets



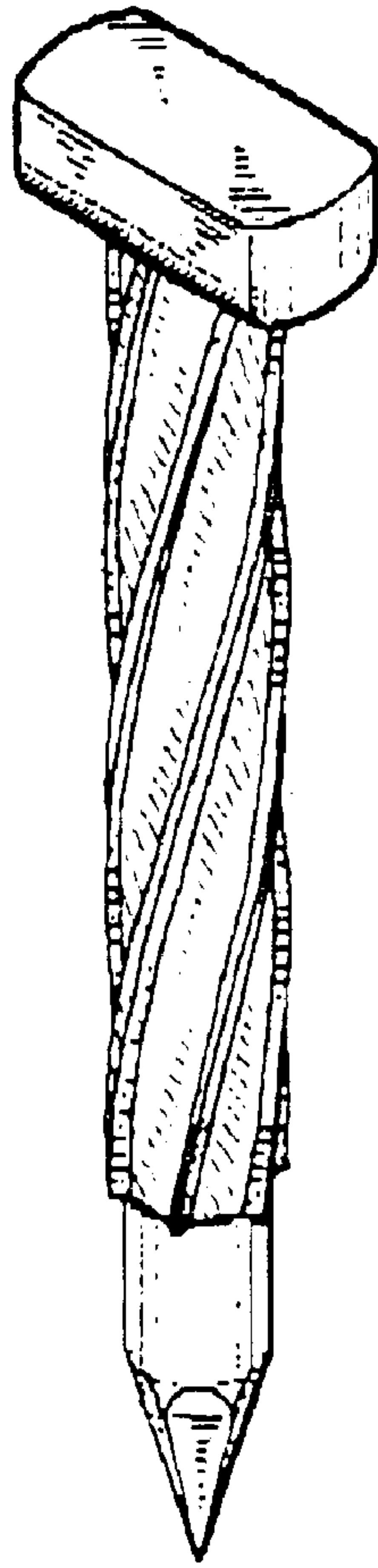


FIG. 1




FIG. 2




FIG. 3



FIG. 4



FIG. 5

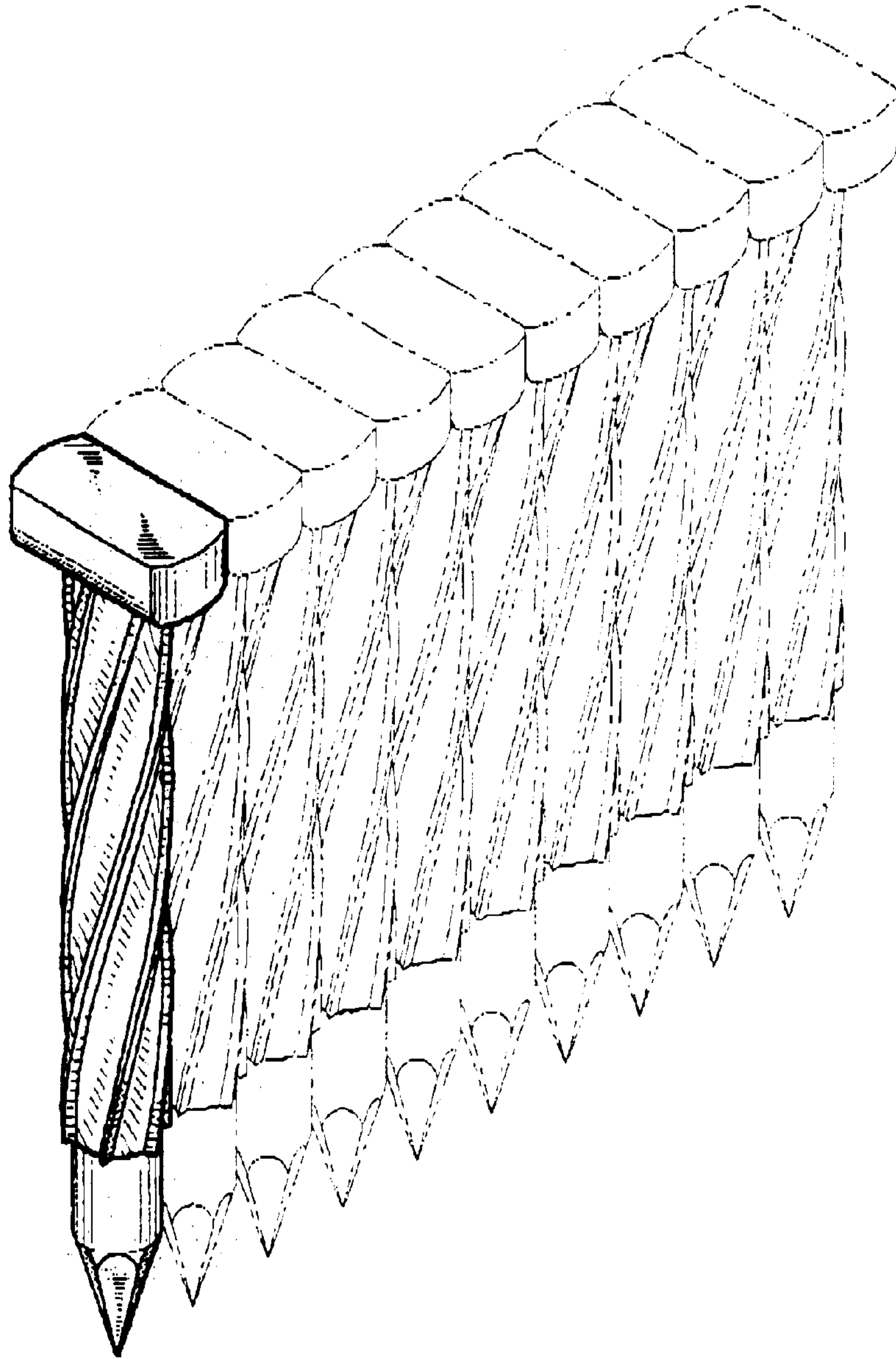


FIG. 6