



US00D470030S

(12) **United States Design Patent**
Swier

(10) **Patent No.:** **US D470,030 S**

(45) **Date of Patent:** **** Feb. 11, 2003**

(54) **EMERGENCY RESCUE KNIFE FOR CUTTING A SEAT BELT**

(76) **Inventor:** **Gregory J. Swier**, 326 S. Union St., Olean, NY (US) 14760

(**) **Term:** **14 Years**

(21) **Appl. No.:** **29/158,049**

(22) **Filed:** **Mar. 29, 2002**

(51) **LOC (7) Cl.** **08-03**

(52) **U.S. Cl.** **D8/98**

(58) **Field of Search** D8/14, 98, 99, D8/101; 30/294, 162, 314, 315, 320

(56) **References Cited**

U.S. PATENT DOCUMENTS

3,833,781 A	9/1974	Rumpf	
4,062,117 A *	12/1977	Coleman	30/168
D254,243 S *	2/1980	Florian et al.	30/294
4,815,211 A	3/1989	Garcia	30/162
D320,150 S *	9/1991	Huang	D8/98
D323,967 S *	2/1992	Talbot	D8/98
5,127,162 A *	7/1992	Mansfield	30/280
D365,163 S	12/1995	Brogliato	D26/38

D377,595 S *	1/1997	Wiezenhal	D8/98
5,590,471 A *	1/1997	Wiezenhal	30/294
D381,886 S *	8/1997	Domenico	D8/98
D401,492 S *	11/1998	Joseph, Jr.	D8/98
5,918,372 A	7/1999	Materné	30/298.4

* cited by examiner

Primary Examiner—Philip S. Hyder

(74) *Attorney, Agent, or Firm*—Donald R. Schoonover

(57) **CLAIM**

The ornamental design for an emergency rescue knife for cutting a seat belt, as shown and described.

DESCRIPTION

FIG. 1 is a perspective view of an emergency rescue knife for cutting a seat belt embodying the design of the present invention;

FIG. 2 is a front elevational view thereof;


FIG. 3 is a rear elevational view thereof;

FIG. 4 is a right side elevational view thereof, the left side elevational view being a mirror image thereof;

FIG. 5 is a top plan view thereof; and,

FIG. 6 is a bottom plan view thereof.

1 Claim, 3 Drawing Sheets



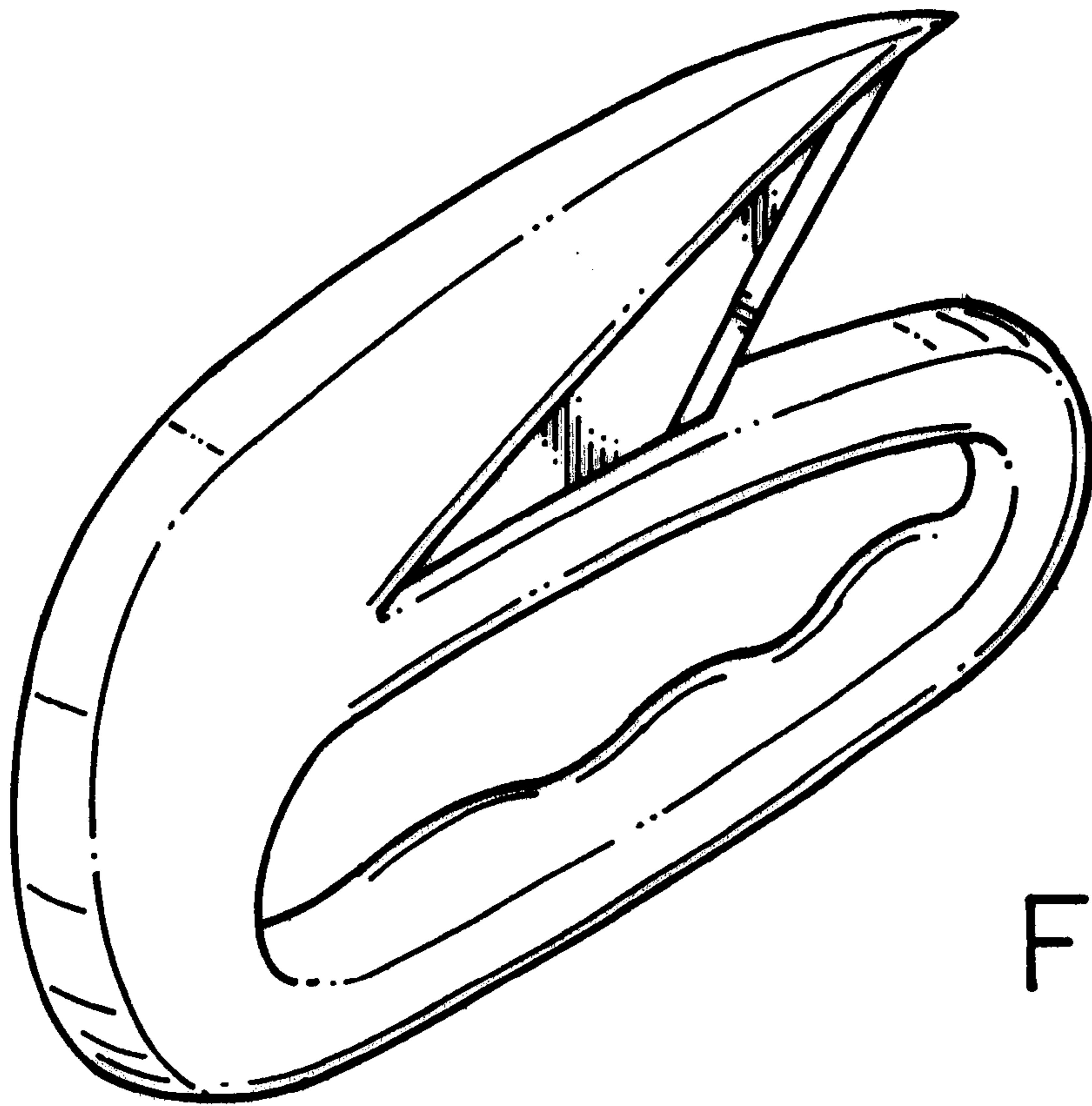


FIG. 1.

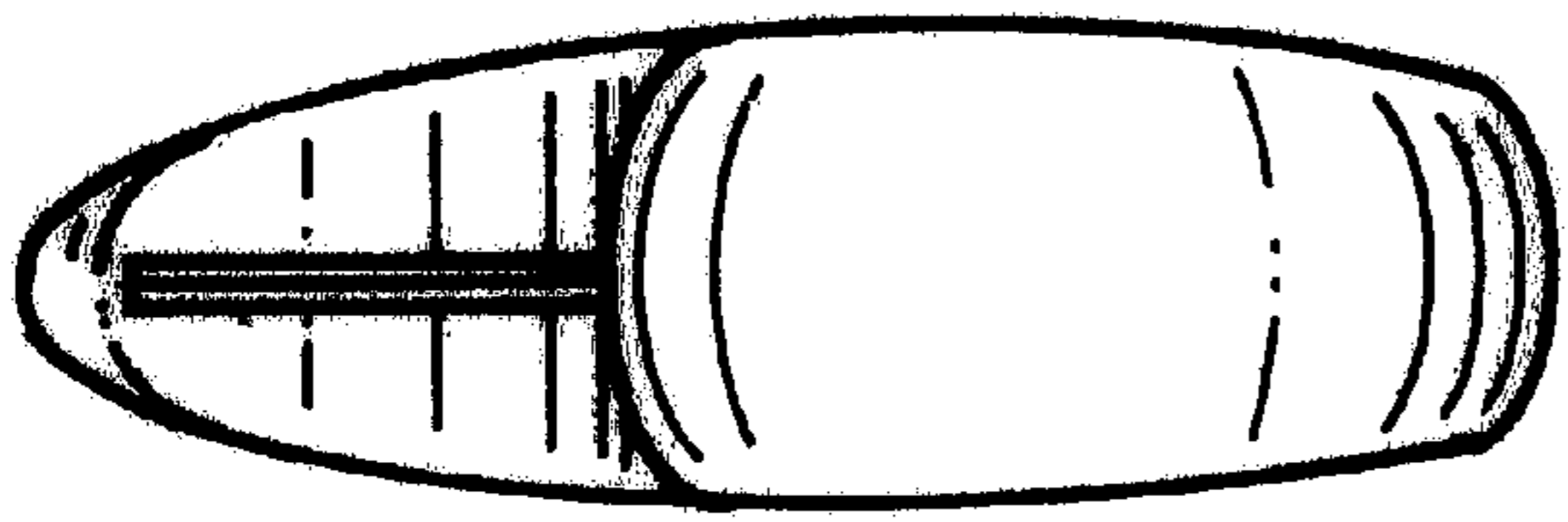


FIG. 2.

FIG. 5.




FIG. 3.




FIG. 4.




FIG. 6.

