



US00D470019S

(12) **United States Design Patent**  
**Law**

(10) **Patent No.:** **US D470,019 S**

(45) **Date of Patent:** **\*\* Feb. 11, 2003**

(54) **RACK PRIMARILY FOR KITCHEN  
UTENSILS**

(76) **Inventor:** **Yung Kai Law**, Block C & D 14<sup>th</sup>  
Floor, Yick Shiu Industrial Building, 1  
San on Street, Tuen Mun, N. T. (HK)

(\*\*) **Term:** **14 Years**

(21) **Appl. No.:** **29/155,557**

(22) **Filed:** **Feb. 12, 2002**

(30) **Foreign Application Priority Data**

Aug. 21, 2001 (GB) ..... 2104238

(51) **LOC (7) Cl.** ..... **06-04**

(52) **U.S. Cl.** ..... **D7/641**

(58) **Field of Search** ..... D7/637-641; D6/457,  
D6/458, 462, 466, 526, 527, 534; 211/13.1,  
60.1, 70.6, 70.7; 248/37.3

(56) **References Cited**

**U.S. PATENT DOCUMENTS**

1,221,517 A \* 4/1917 Dunbar ..... 211/70.6 X

D185,972 S \* 8/1959 Latham ..... D7/640  
D199,860 S \* 12/1964 Van Antwerp ..... D7/640  
D243,992 S \* 4/1977 Baxter ..... D7/639  
D317,699 S \* 6/1991 Lin ..... D7/640  
D375,023 S \* 10/1996 Cohen et al. .... D7/641

\* cited by examiner

*Primary Examiner*—Terry A. Wallace

(74) *Attorney, Agent, or Firm*—Carmody & Torrance LLP

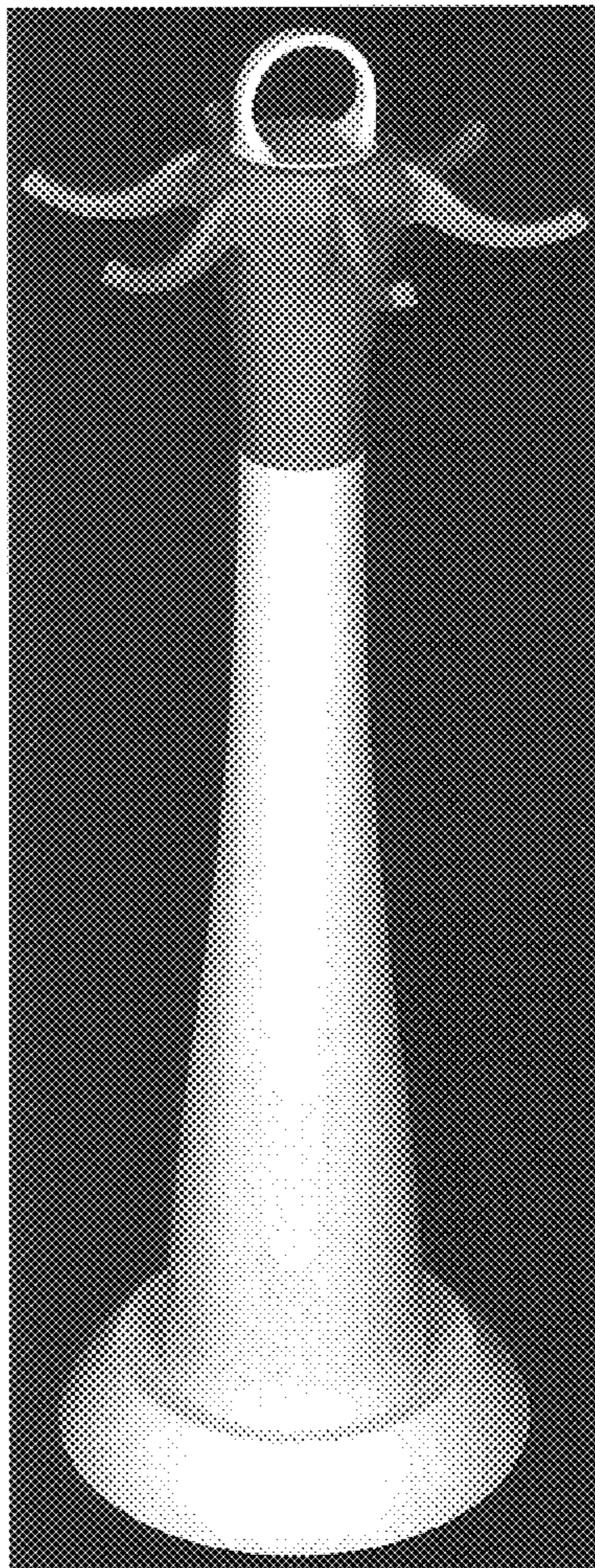
(57) **CLAIM**

The ornamental design for a rack primarily for kitchen utensils, as shown and described.

**DESCRIPTION**

FIGS. 1 and 2 are perspective views of a rack primarily for kitchen utensils showing my new design; FIG. 3 is a front view thereof; FIG. 4 is a side elevational view thereof; FIG. 5 is a top plan view thereof; and, FIG. 6 is a bottom plan view thereof.

**1 Claim, 3 Drawing Sheets**





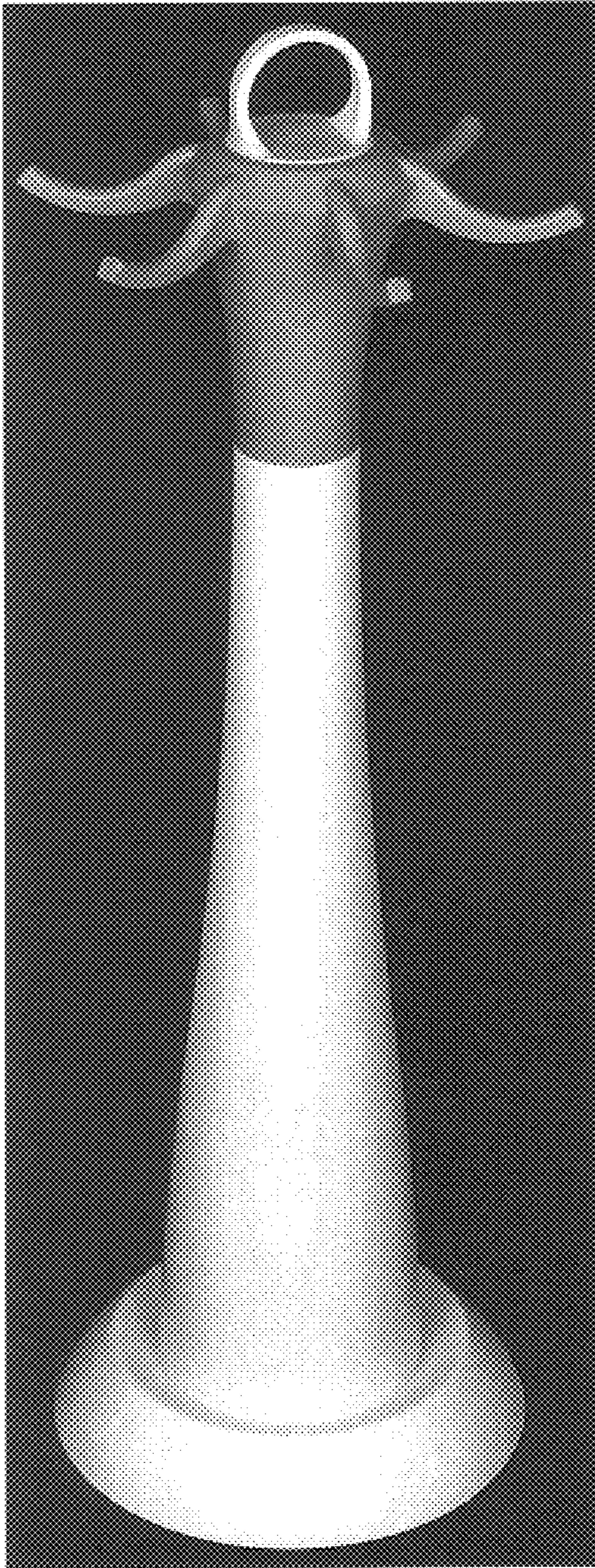


FIG. 1

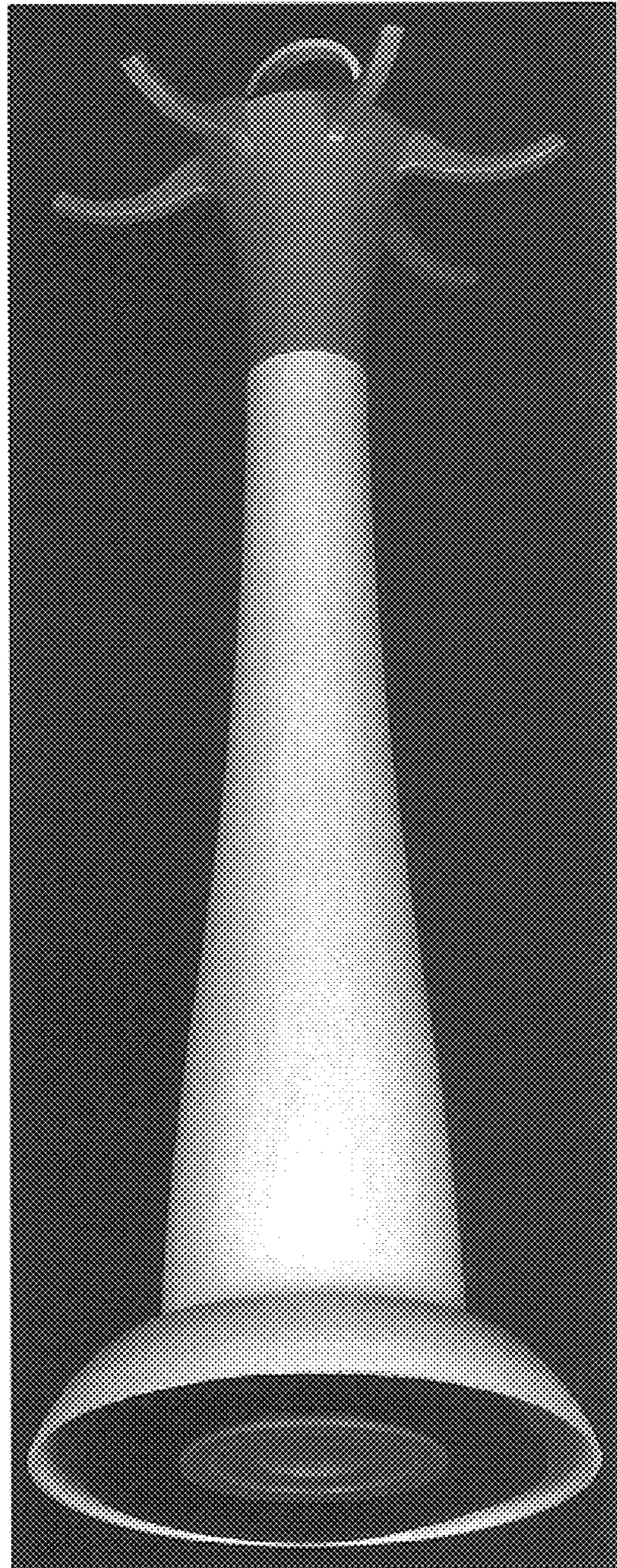


FIG. 2



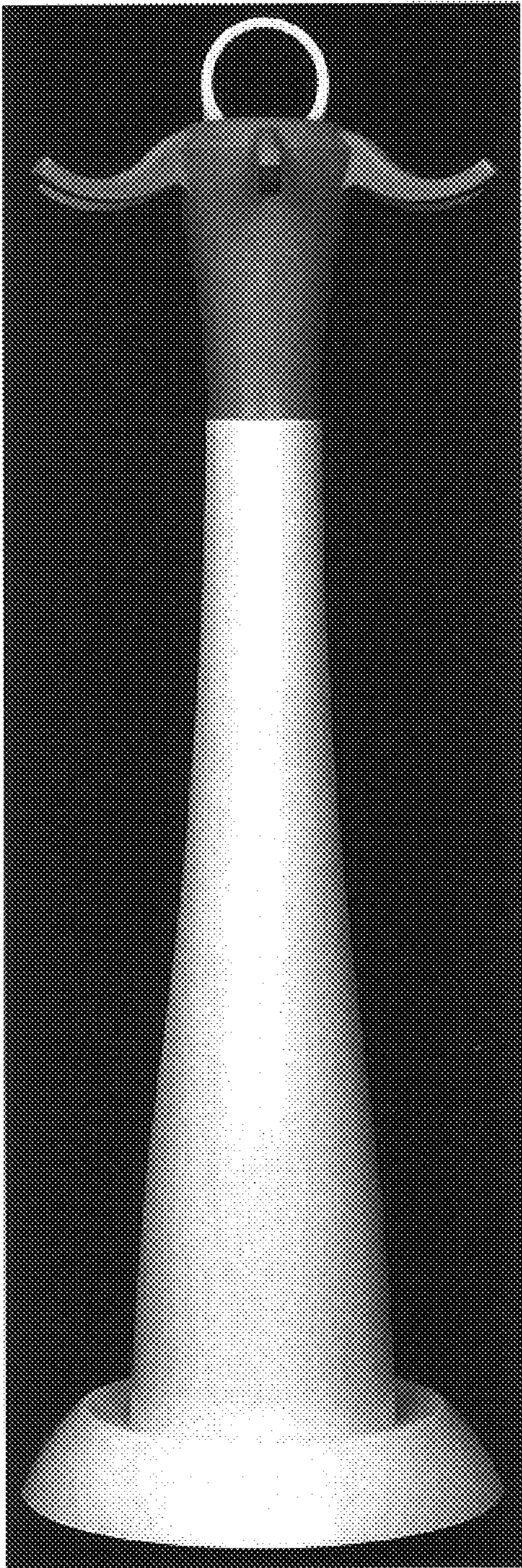


FIG. 3

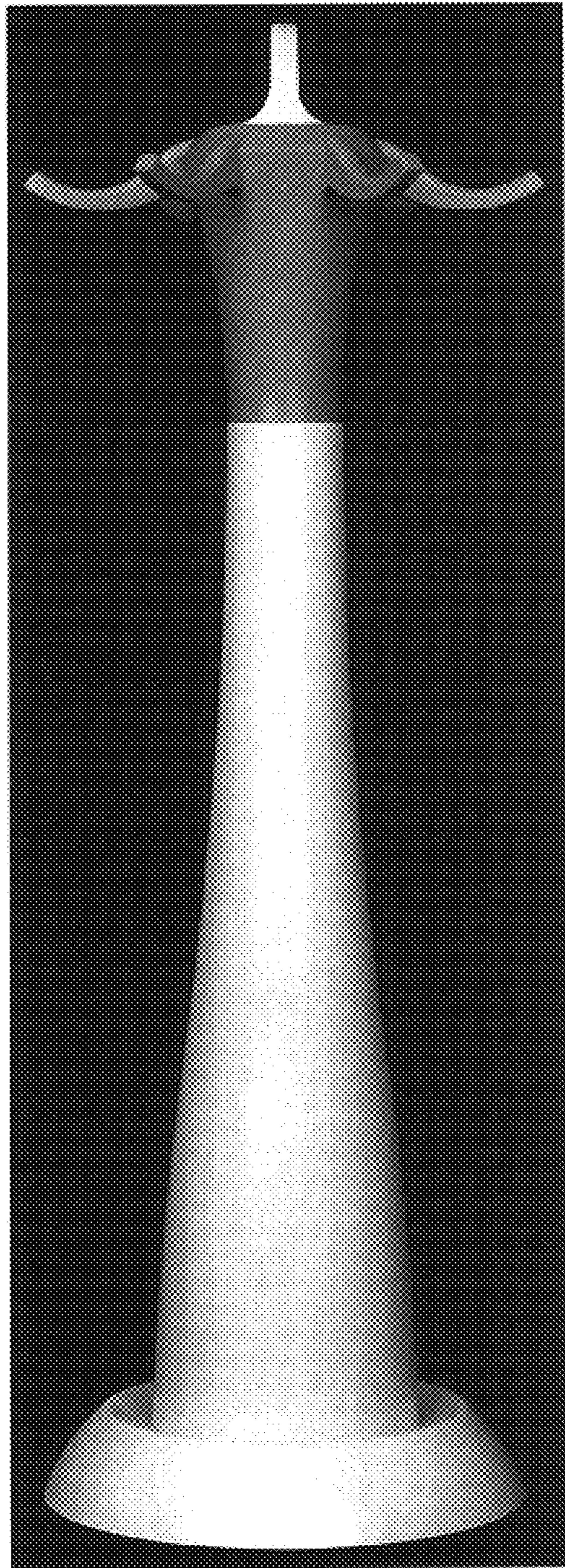


FIG. 4






FIG. 5




FIG. 6