



US00D470006S

(12) **United States Design Patent**  
**Cooper et al.**

(10) **Patent No.:** **US D470,006 S**

(45) **Date of Patent:** **\*\* Feb. 11, 2003**

(54) **ROUND CENTER PAN**

(75) Inventors: **John F. Cooper**, Barrington, IL (US);  
**Mila Gesyuk**, Skokie, IL (US)

(73) Assignee: **C.M. Products, Inc.**, Lake Zurich, IL (US)

(\*\*) Term: **14 Years**

(21) Appl. No.: **29/158,825**

(22) Filed: **Apr. 10, 2002**

(51) **LOC (7) Cl.** ..... **07-02**

(52) **U.S. Cl.** ..... **D7/360**

(58) **Field of Search** ..... D7/323, 354-361,  
D7/602, 550.1, 551.1, 553.1, 554.1-554.4;  
D32/35; 99/324, 426; 220/573.1-573.4,  
912

(56) **References Cited**

**U.S. PATENT DOCUMENTS**

D71,003 S	*	9/1926	Carlson	.....	D32/35
D81,225 S		5/1930	Boattenhamer		
D98,317 S	*	1/1936	Guild	.....	D7/551.1
D112,178 S		8/1938	Reinecke et al.		
D176,823 S		1/1956	Sacia et al.		
D232,293 S		8/1974	Christian et al.		
D269,935 S		8/1983	Powers		
D310,765 S		9/1990	Stutzer et al.		
D316,210 S		4/1991	Giugiaro		

D325,684 S	*	4/1992	Deare	.....	D7/360
D373,053 S		8/1996	Allegre		
D384,555 S		10/1997	Bradley		
D385,156 S		10/1997	Bouldstridge Balari		
D417,367 S	*	12/1999	Laib	.....	D7/602
D432,355 S		10/2000	Bouldstridge		
2002/0000442 A1	*	1/2002	Howard et al.	.....	220/573.1

\* cited by examiner

*Primary Examiner*—Caron D. Veynar

(74) *Attorney, Agent, or Firm*—Cook, Alex, McFarron, Manzo, Cummings & Mehler, Ltd.

(57) **CLAIM**

The ornamental design for a round center pan, as shown and described.

**DESCRIPTION**

FIG. 1 is a perspective view showing the upper surface of the round center pan according to the present invention.

FIG. 2 is a front elevational view of the round center pan, the rear elevation view is a mirror image thereof;

FIG. 3 is a side elevational view of the round center pan, the opposite side view is a mirror image thereof;

FIG. 4 is a top plan view of the round center pan of FIG. 1.

FIG. 5 is a bottom plan view of the round center pan of FIG. 1; and,

FIG. 6 is a cross-sectional view of the round center pan of FIG. 1 taken along line 6—6 of FIG. 4.

**1 Claim, 2 Drawing Sheets**

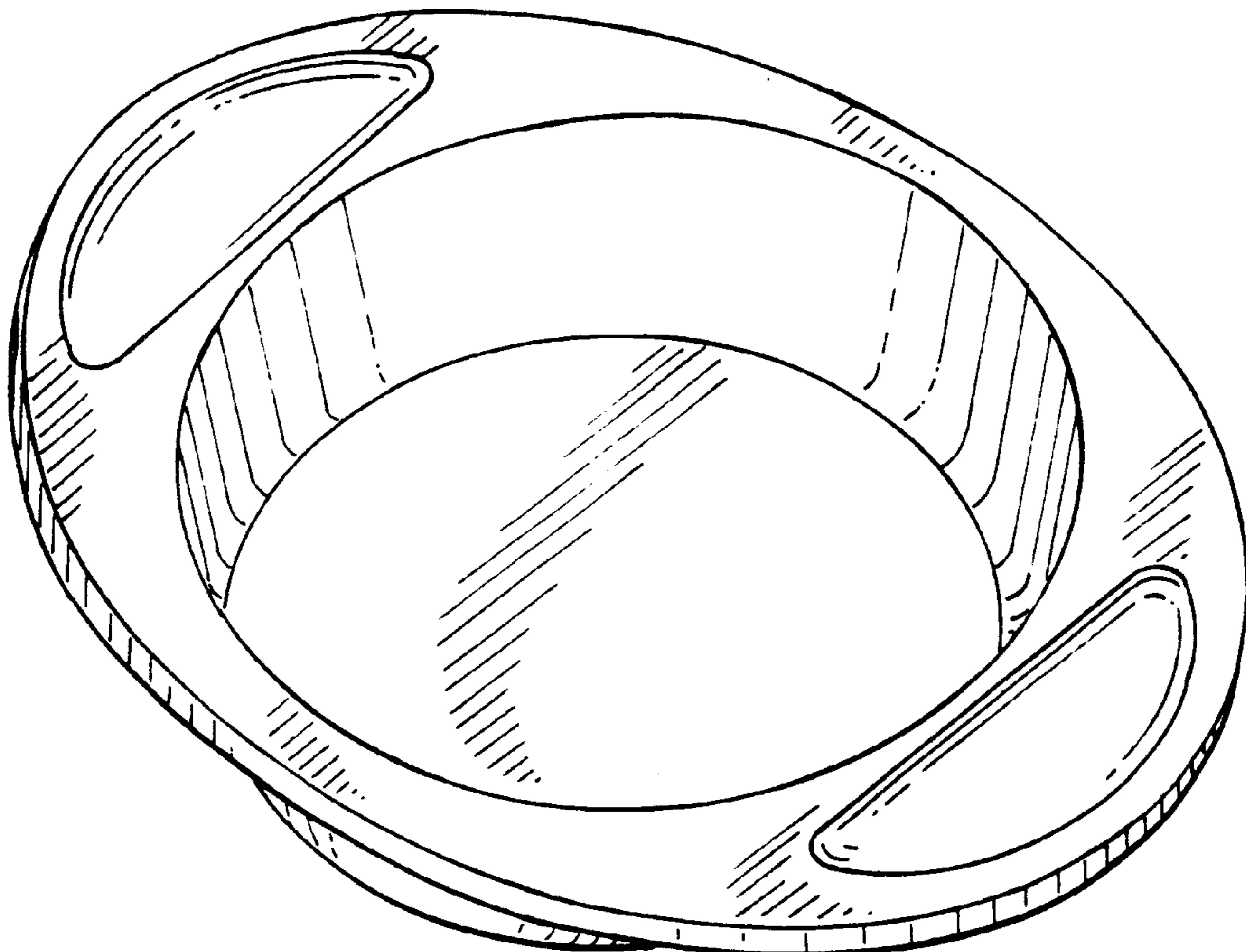


FIG. 1

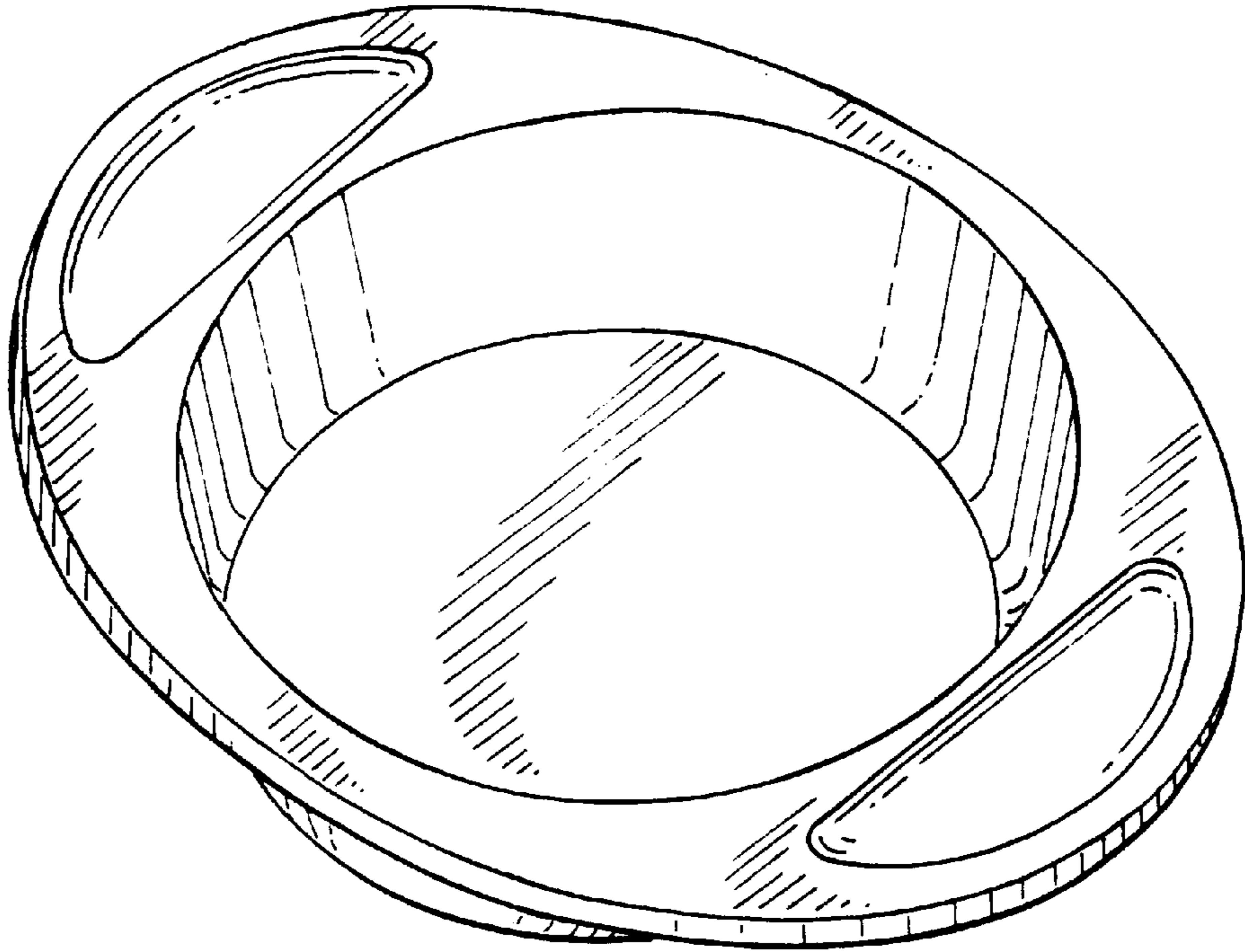


FIG. 2




FIG. 3




FIG. 4

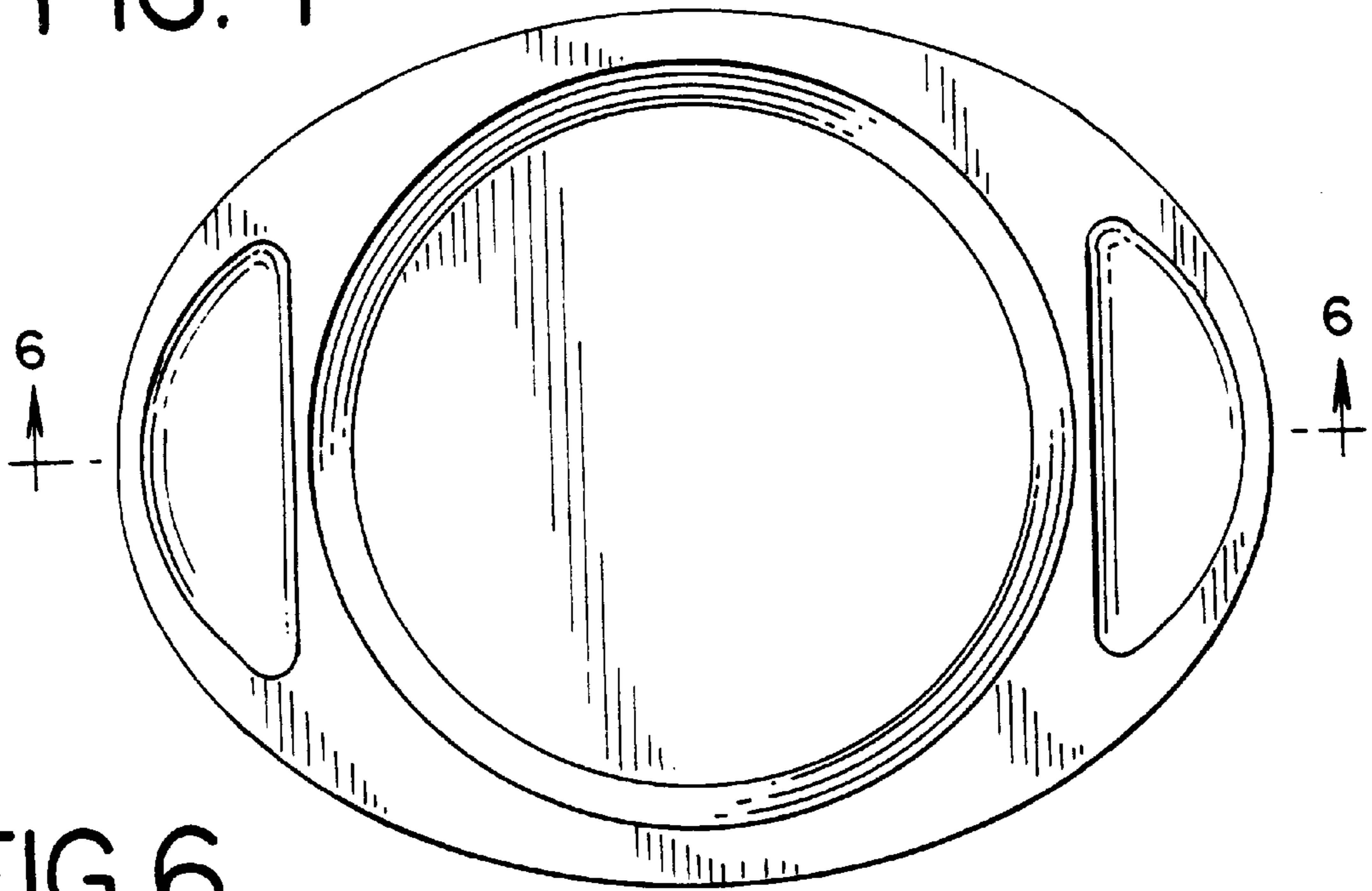


FIG. 6

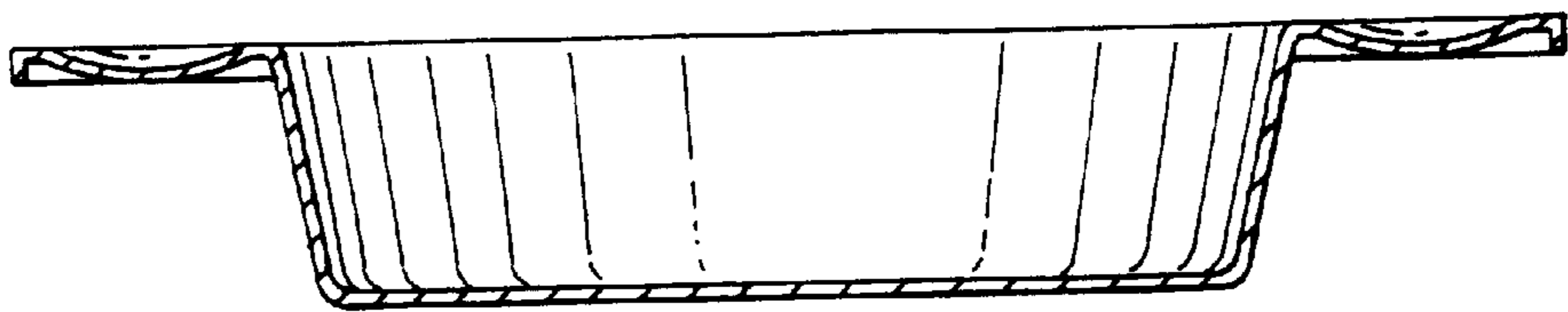


FIG. 5

