



US00D470002S

(12) **United States Design Patent**  
**Worrall**

(10) **Patent No.:** **US D470,002 S**

(45) **Date of Patent:** **\*\* Feb. 11, 2003**

(54) **COMBINED HI-FI STAND AND CD RACK**

**FOREIGN PATENT DOCUMENTS**

(75) Inventor: **Raymond Worrall**, Wolverhampton  
(GB)

GB 2094582 \* 7/2000

\* cited by examiner

(73) Assignee: **AVF Group Limited**, Wolverhampton  
(GB)

*Primary Examiner*—Cathron C. Brooks

(74) *Attorney, Agent, or Firm*—Wells St. John P.S.

(\*\*) Term: **14 Years**

(57) **CLAIM**

(21) Appl. No.: **29/141,058**

The ornamental design for a combined Hi-Fi stand and CD rack, as shown and described.

(22) Filed: **Apr. 26, 2001**

**DESCRIPTION**

(30) **Foreign Application Priority Data**

Nov. 4, 2000 (GB) ..... 2097134

(51) **LOC (7) Cl.** ..... **06-04**

(52) **U.S. Cl.** ..... **D6/630; D6/407; D6/449**

(58) **Field of Search** ..... D6/407, 629, 630,  
D6/467, 468, 450, 453, 474, 462, 465,  
466, 477-479; 206/307, 307.1, 308.1; 211/40,  
41.1, 41.2, 41.12; 312/9.1, 9.55, 9.64, 348.3

This application relates to and claims priority to corresponding United Kingdom Registered Design Application No. **2097134**, which was filed on Nov. 4, 2000, and which is incorporated by reference herein.

FIG. 1 is a perspective view of the combined Hi-Fi and CD rack;

FIG. 2 is a front view thereof;

FIG. 3 is a side view thereof;

FIG. 4 is a rear view thereof;

FIG. 5 is a cut-away rear view thereof; and,

FIG. 6 is a plan view with the top thereof removed.

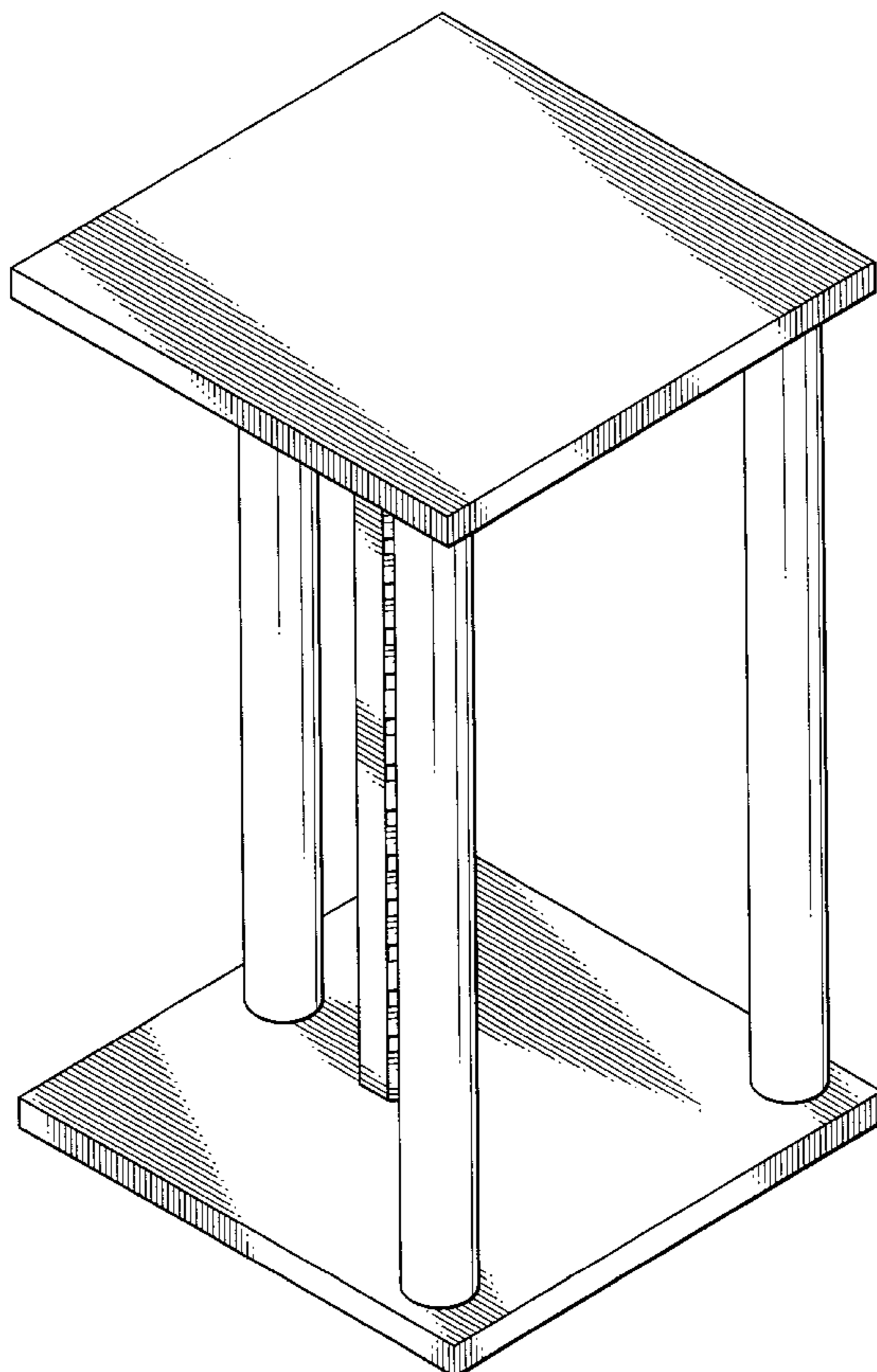
This application relates to and claims priority to corresponding United Kingdom Registered Design Application No. **2097134**, which was filed on Nov. 4, 2000, and which is incorporated by reference herein.

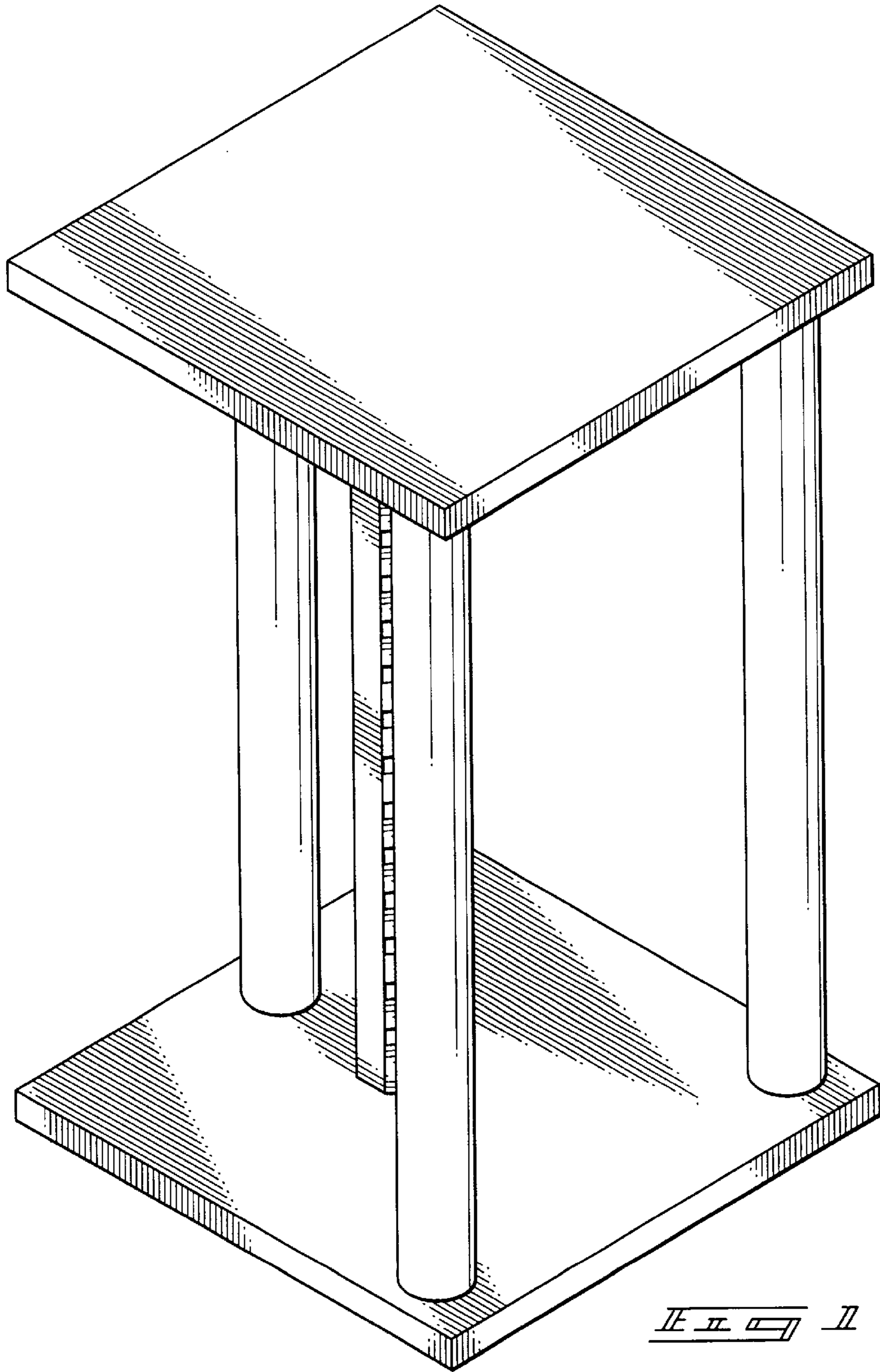
(56) **References Cited**

**U.S. PATENT DOCUMENTS**

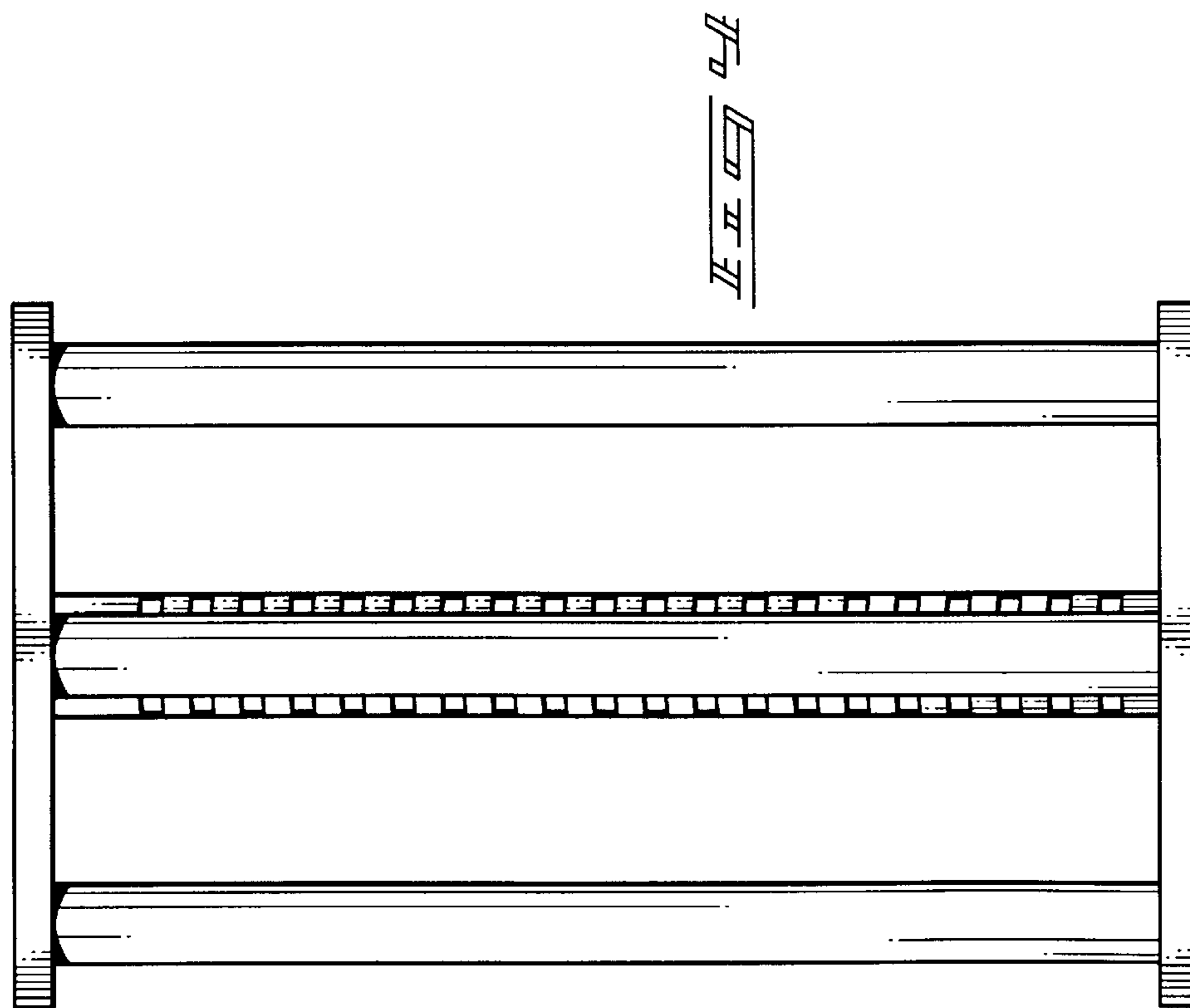
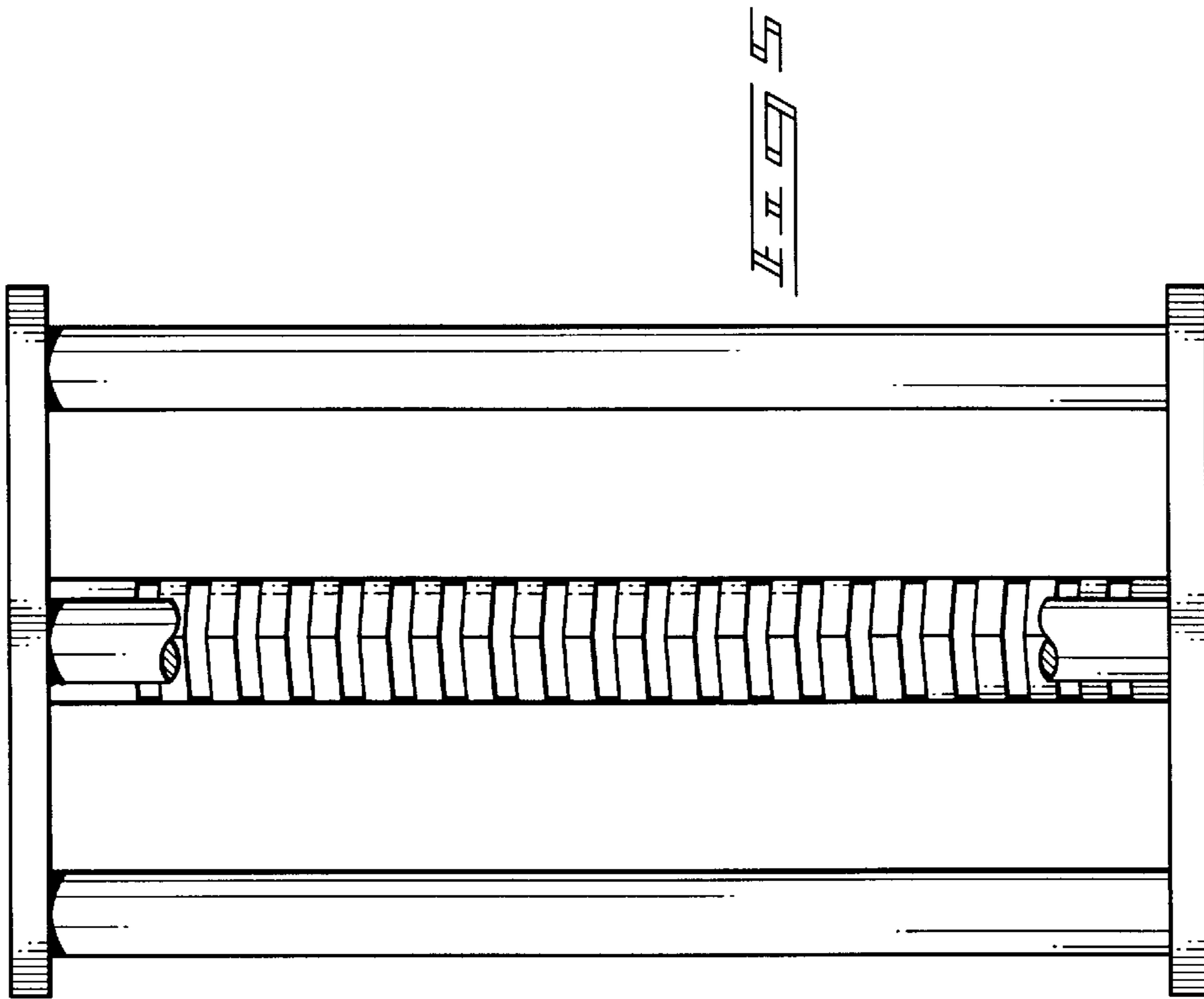
D318,280 S \* 7/1991 Sumrell et al. .... D6/477 X  
D342,395 S \* 12/1993 Huang ..... D6/407  
5,341,943 A \* 8/1994 Fraser ..... D6/407 X  
D360,887 S \* 8/1995 Karnaze ..... D14/224

**1 Claim, 4 Drawing Sheets**









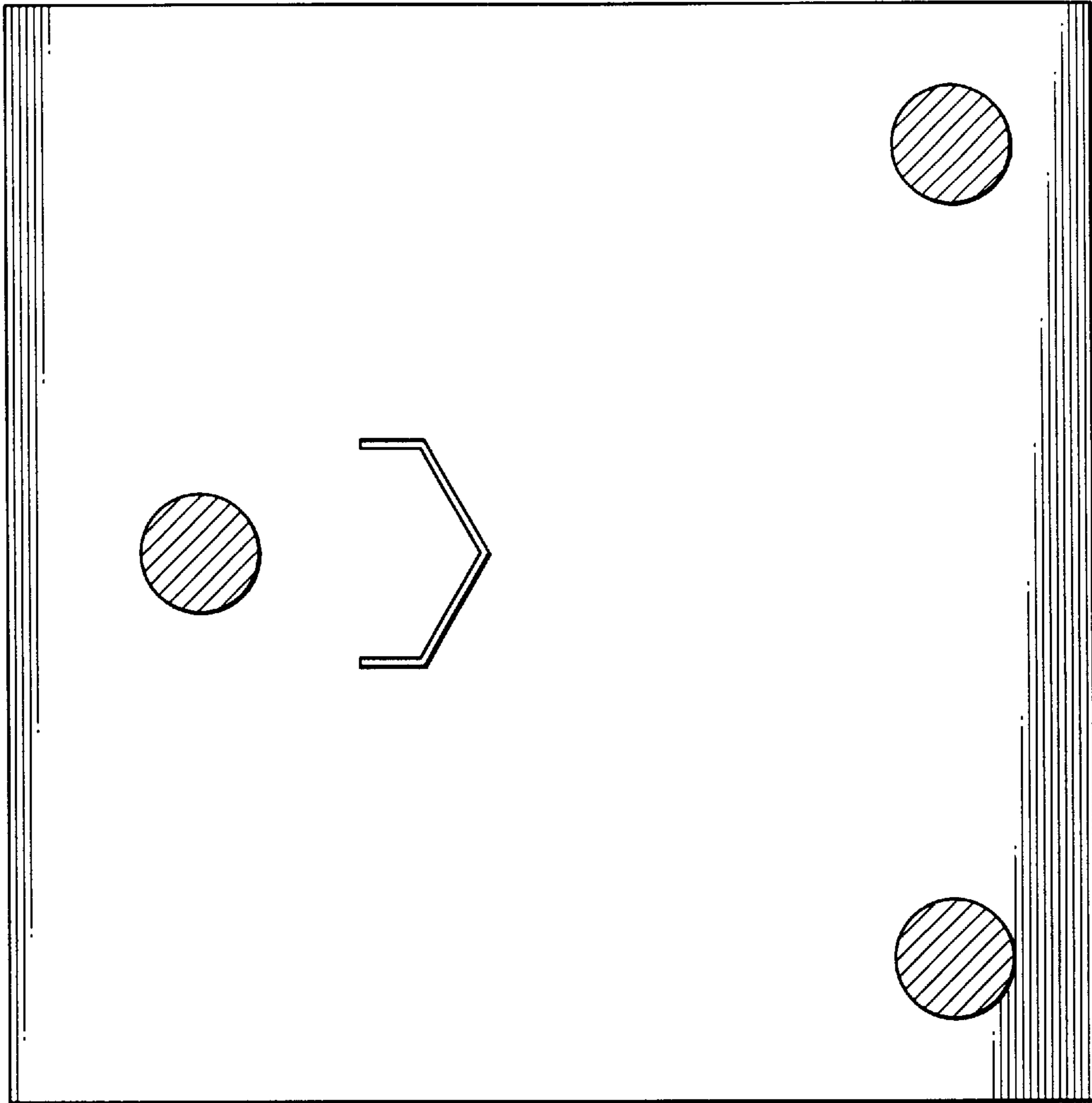


FIG. 6