



US00D46998S

(12) **United States Design Patent**
Feeney

(10) **Patent No.:** **US D469,998 S**

(45) **Date of Patent:** **** Feb. 11, 2003**

(54) **COMBINATION HEAD BED AND HEAT SEAT**

5,516,189 A * 5/1996 Ligeras 297/180.11
5,927,817 A * 7/1999 Ekman et al. 297/452.47
6,127,655 A * 10/2000 Humes et al. 219/217

(76) **Inventor:** **Myles P. Feeney**, 86 Pleasant Ave.,
Centereach, NY (US) 11720

* cited by examiner

(**) **Term:** **14 Years**

Primary Examiner—Stella Reid
(74) *Attorney, Agent, or Firm*—R. L. Mikesell

(21) **Appl. No.:** **29/152,793**

(57) **CLAIM**

(22) **Filed:** **Jan. 2, 2002**

The ornamental design for a combination head bed and heat seat, as shown and described.

(51) **LOC (7) Cl.** **06-09**

(52) **U.S. Cl.** **D6/595**

(58) **Field of Search** D6/595, 596, 601,
D6/604, 500–502; 5/630, 633, 636, 652,
653; 297/180.1, 180.11, 180.13, 452.29;
219/217, 528

DESCRIPTION

FIG. 1 is a top, front, right perspective view of a combination head bed and heat seat, showing my new design; FIG. 2 is a front view thereof, the rear view being identical; and, FIG. 3 is a left side view thereof, the right side view being identical.

(56) **References Cited**

U.S. PATENT DOCUMENTS

3,136,577 A * 6/1964 Richard 297/180.11
4,628,188 A * 12/1986 Andreasson 219/528

The broken lines shown is for illustrative purposes only and forms no part of the claimed design.

1 Claim, 1 Drawing Sheet

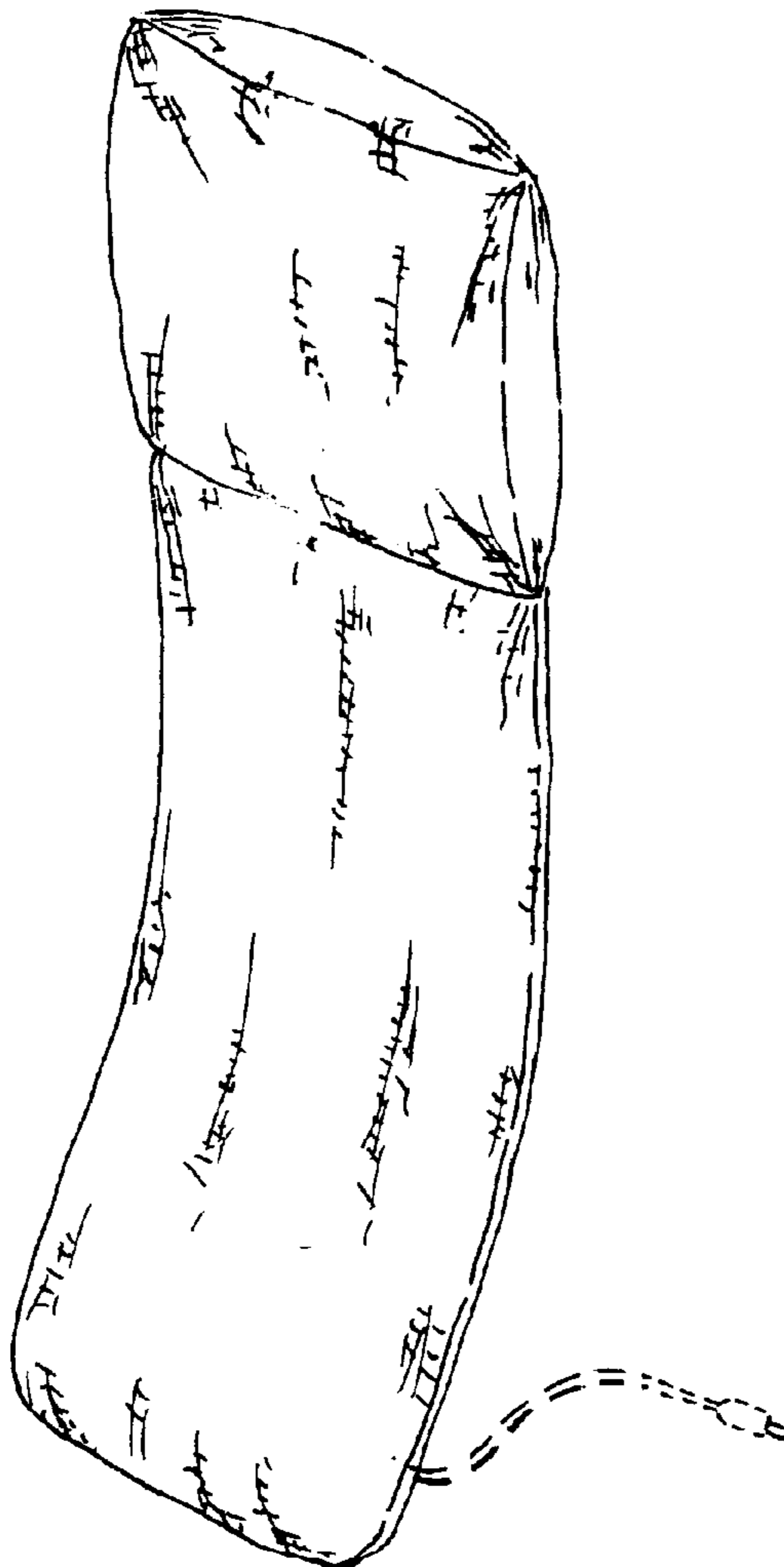


FIG. 1

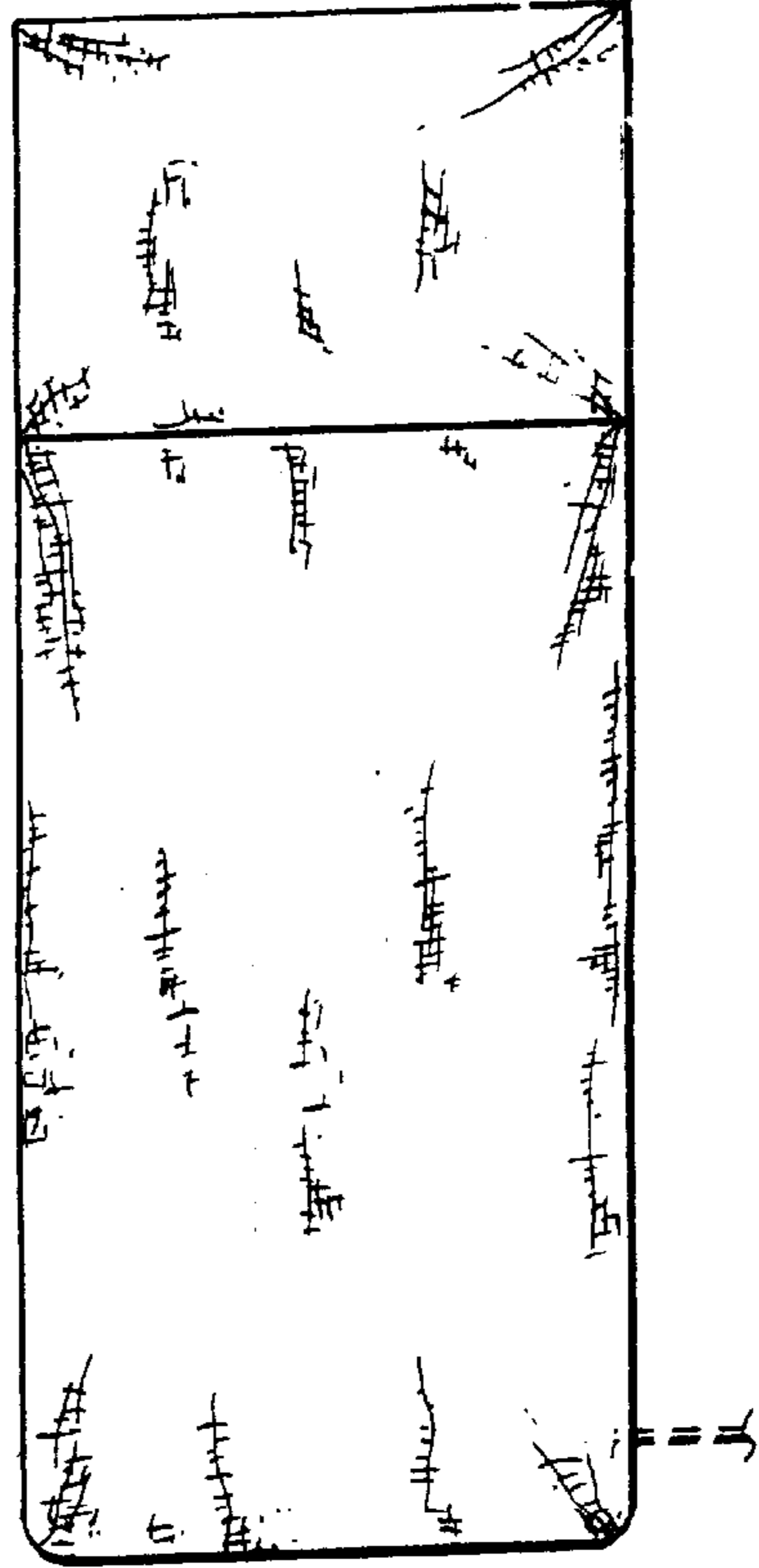
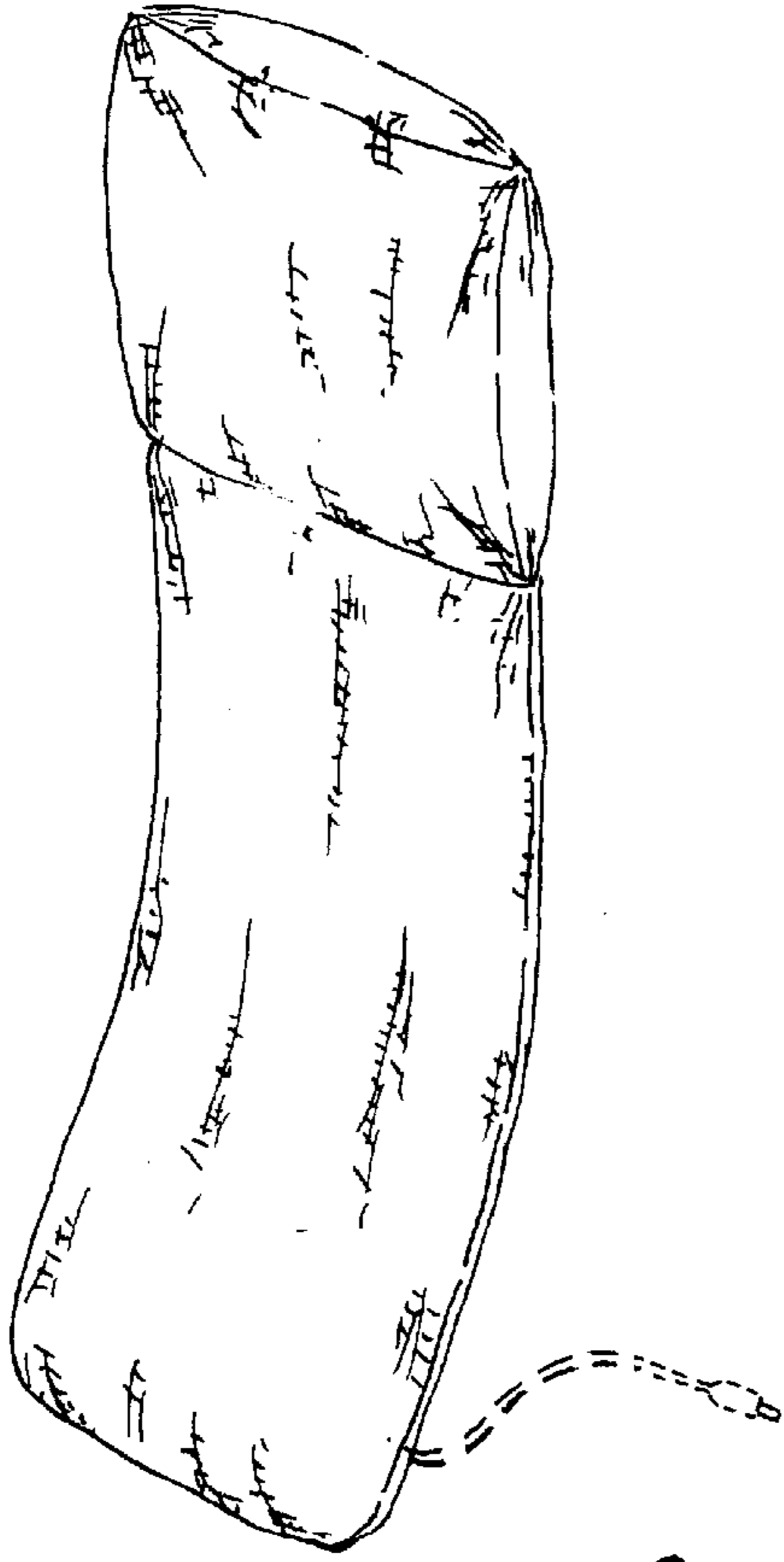


FIG. 2

FIG. 3

