



US00D46993S

(12) **United States Design Patent**
Lasota

(10) **Patent No.:** **US D469,993 S**

(45) **Date of Patent:** **** Feb. 11, 2003**

(54) **LEG FOR A WORK STATION**

D455,302 S * 4/2002 Minami D6/495

(75) Inventor: **Radoslaw Lasota**, Lilyfield (AU)

* cited by examiner

(73) Assignee: **RJ Concept Group Pty, Ltd.**, Lilyfield (AU)

Primary Examiner—Janice E. Seeger
(74) *Attorney, Agent, or Firm*—Welsh & Katz, Ltd.

(**) Term: **14 Years**

(57) **CLAIM**

(21) Appl. No.: **29/152,169**

The ornamental design for a leg for a work station, as shown and described.

(22) Filed: **Dec. 14, 2001**

(51) **LOC (7) Cl.** **06-06**

(52) **U.S. Cl.** **D6/499; D6/495**

(58) **Field of Search** D6/480-489, 495-499, D6/429-431; 108/153.1, 156, 157.1, 161; 248/188, 188.1, 188.7, 188.8, 188.9

DESCRIPTION

FIG. 1 is a top plan view of the leg for a work station of the subject invention, the opposite side being plain and unadorned;

FIG. 2 is a side view of the leg of the subject invention, the opposite side being a mirror image thereof; and,

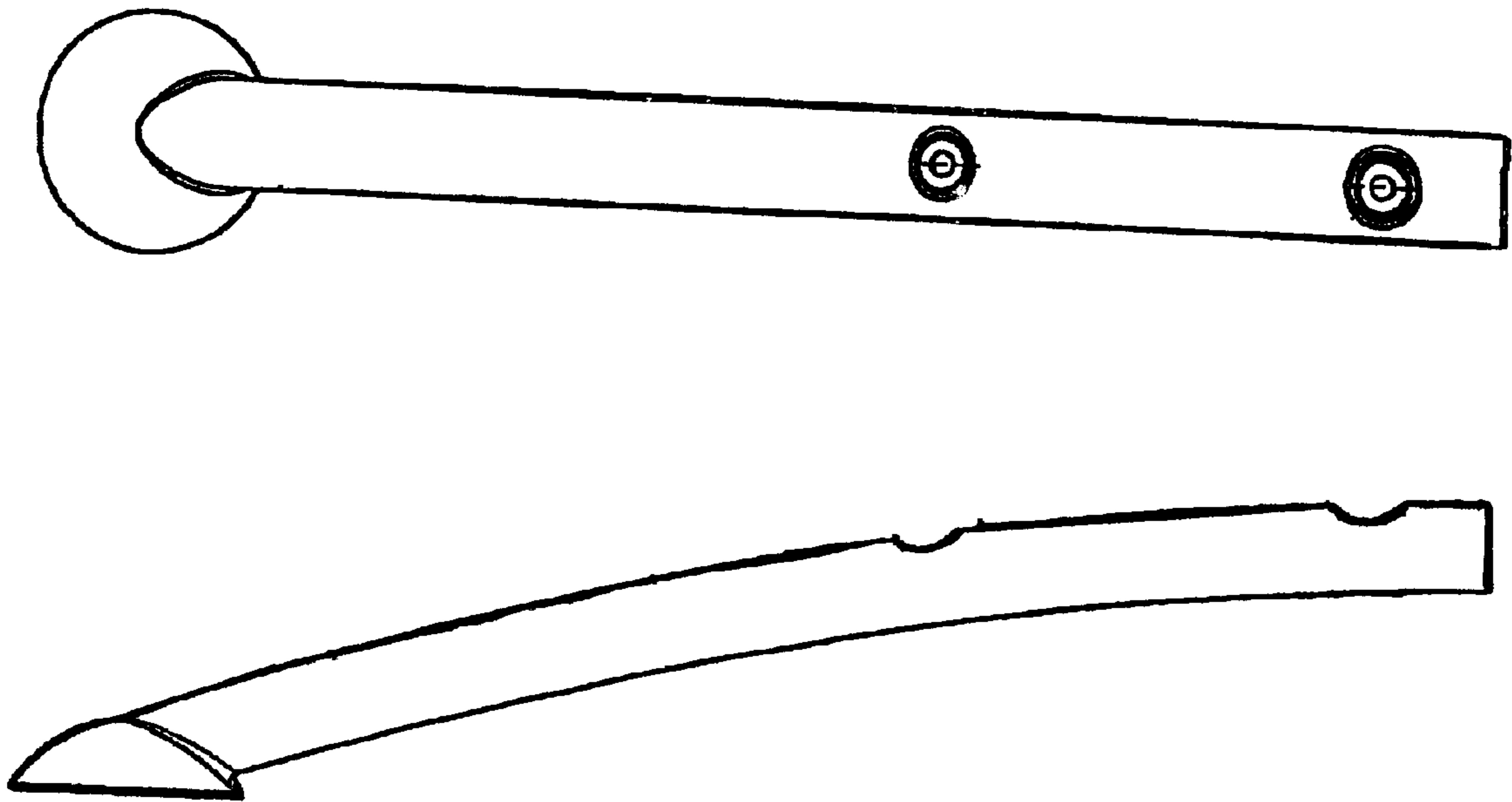
FIG. 3 is an end view of the leg of the subject invention.

(56) **References Cited**

U.S. PATENT DOCUMENTS

D443,440 S * 6/2001 Deimen et al. D6/480

1 Claim, 1 Drawing Sheet



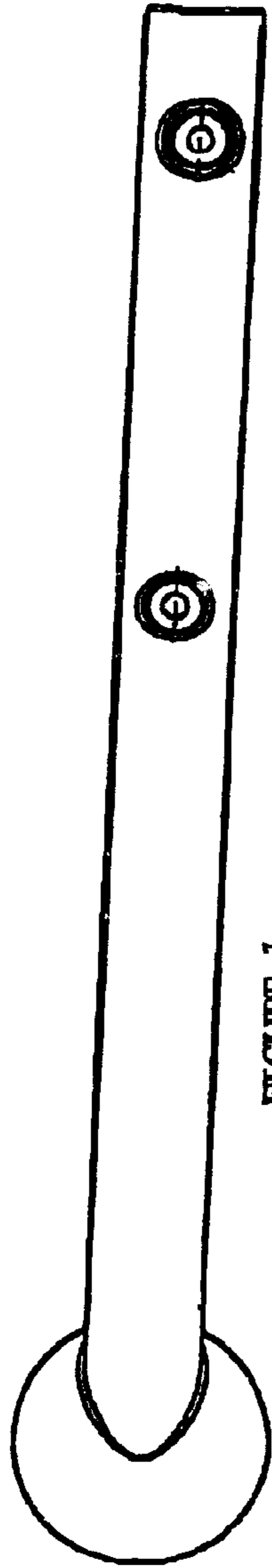


FIGURE 1

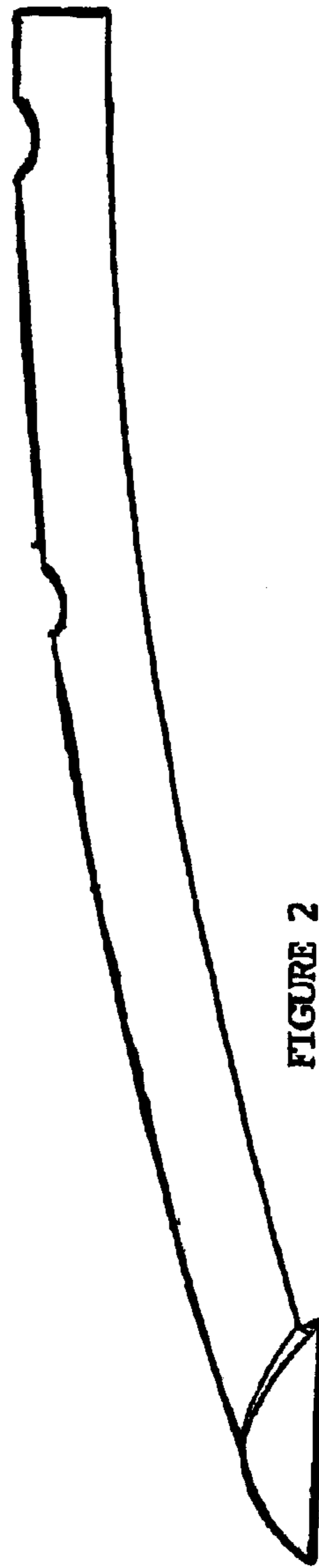


FIGURE 2

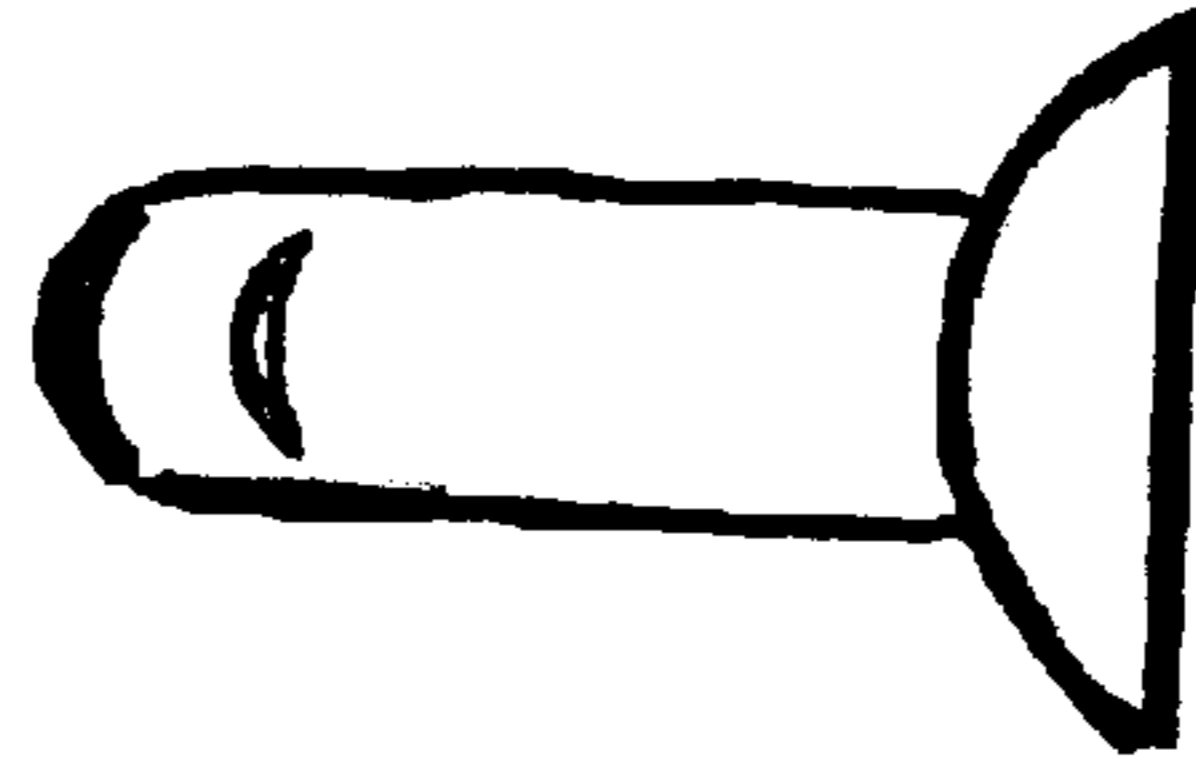


FIGURE 3