



US00D469975S

(12) **United States Design Patent**
Sparkowski

(10) **Patent No.:** **US D469,975 S**

(45) **Date of Patent:** **** Feb. 11, 2003**

(54) **CLOTHES BAGGING AND HANGING RACK**

(75) **Inventor:** **Robert P. Sparkowski**, Schaumburg, IL (US)

(73) **Assignee:** **Chicago Display Marketing Corporation**, Melrose Park, IL (US)

(**) **Term:** **14 Years**

(21) **Appl. No.:** **29/160,697**

(22) **Filed:** **May 14, 2002**

(51) **LOC (7) Cl.** **06-04**

(52) **U.S. Cl.** **D6/411**

(58) **Field of Search** D6/396, 397, 410,
D6/411; 53/241, 256, 390; 206/289, 282,
298

(56) **References Cited**

U.S. PATENT DOCUMENTS

2,136,703	A	11/1938	Miller	
D141,722	S	* 6/1945	Mankki	D6/411
2,810,598	A	10/1957	Lief	
D186,517	S	* 11/1959	Walsh et al.	D6/411
2,960,236	A	11/1960	Prenveille	
2,995,000	A	8/1961	Bader	
3,210,909	A	10/1965	Cochrane	
3,982,377	A	9/1976	Vanderpool	
4,082,596	A	4/1978	Vanderpool	
4,091,598	A	5/1978	Vulcano et al.	
4,094,128	A	6/1978	Vulcano et al.	
4,104,972	A	8/1978	Baublitz	
4,111,471	A	* 9/1978	Hanley	D6/462 X

4,233,797	A	11/1980	Schwarz	
4,873,812	A	10/1989	Pavel	
4,890,749	A	1/1990	Walter	
D345,241	S	* 3/1994	Bunn	D6/411 X
D345,242	S	* 3/1994	Bunn	D6/411 X
D387,216	S	* 12/1997	Stone	D6/411 X
5,887,407	A	3/1999	Watkins	
D414,625	S	* 10/1999	Stelmarski	D6/411
D429,921	S	* 8/2000	Allanson	D6/458
D458,770	S	* 6/2002	Walter	D6/411
D459,106	S	* 6/2002	Walter	D6/411

* cited by examiner

Primary Examiner—Cathron C. Brooks

(74) *Attorney, Agent, or Firm*—Vedder Price Kaufman & Kammholz

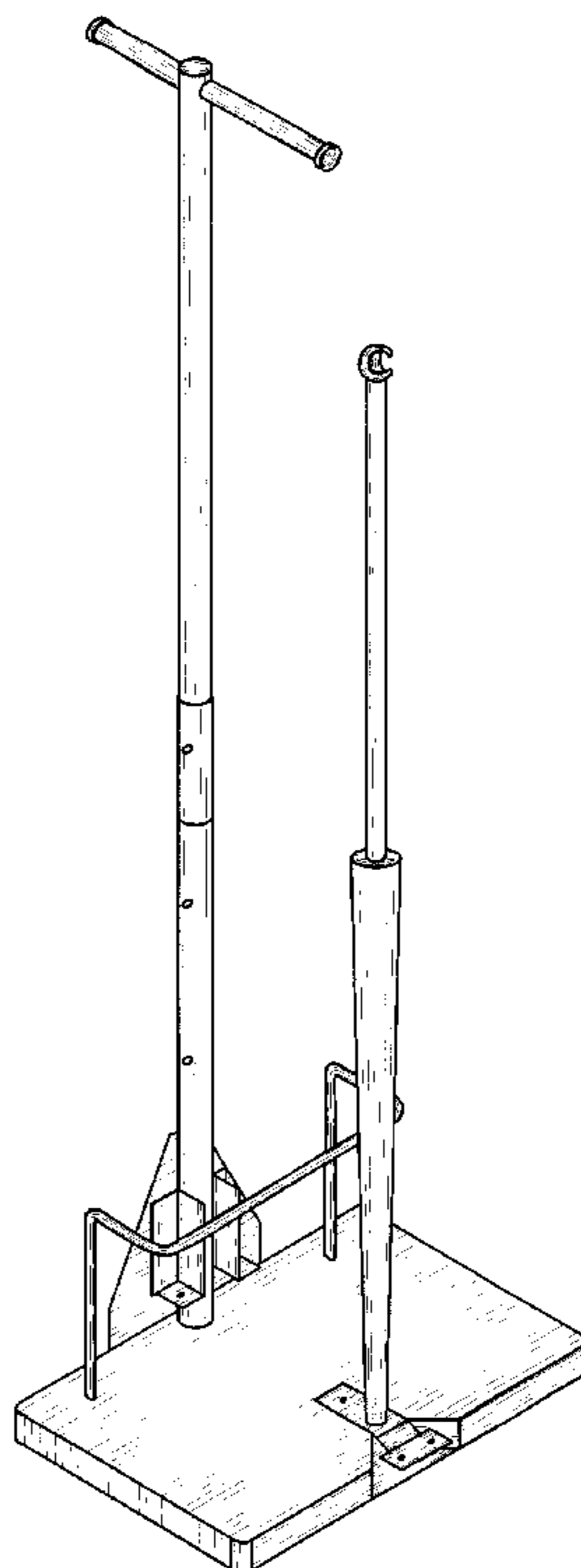
(57) **CLAIM**

The ornamental design for the clothes bagging and hanging rack, as shown and described.

DESCRIPTION

FIG. 1 is a perspective view of the clothes bagging and hanging rack showing my new design; FIG. 2 is a reduced top view of my invention; FIG. 3 is a reduced rear view of my invention; FIG. 4 is a reduced front view of my invention; FIG. 5 is a reduced side view showing the use of my invention; and, FIG. 6 is a reduced side view of my invention. The broken lines shown in FIG. 5 are for illustrative purposes only and forms no part of the claimed design.

1 Claim, 2 Drawing Sheets



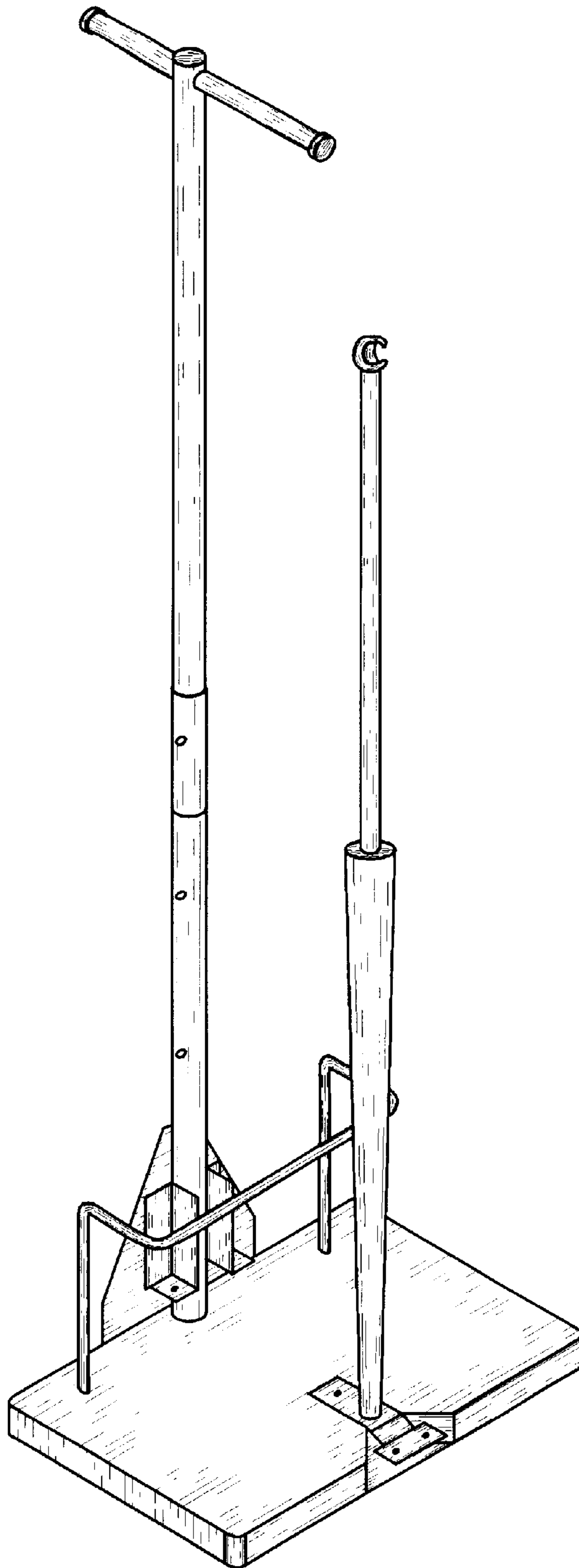


FIG. 1

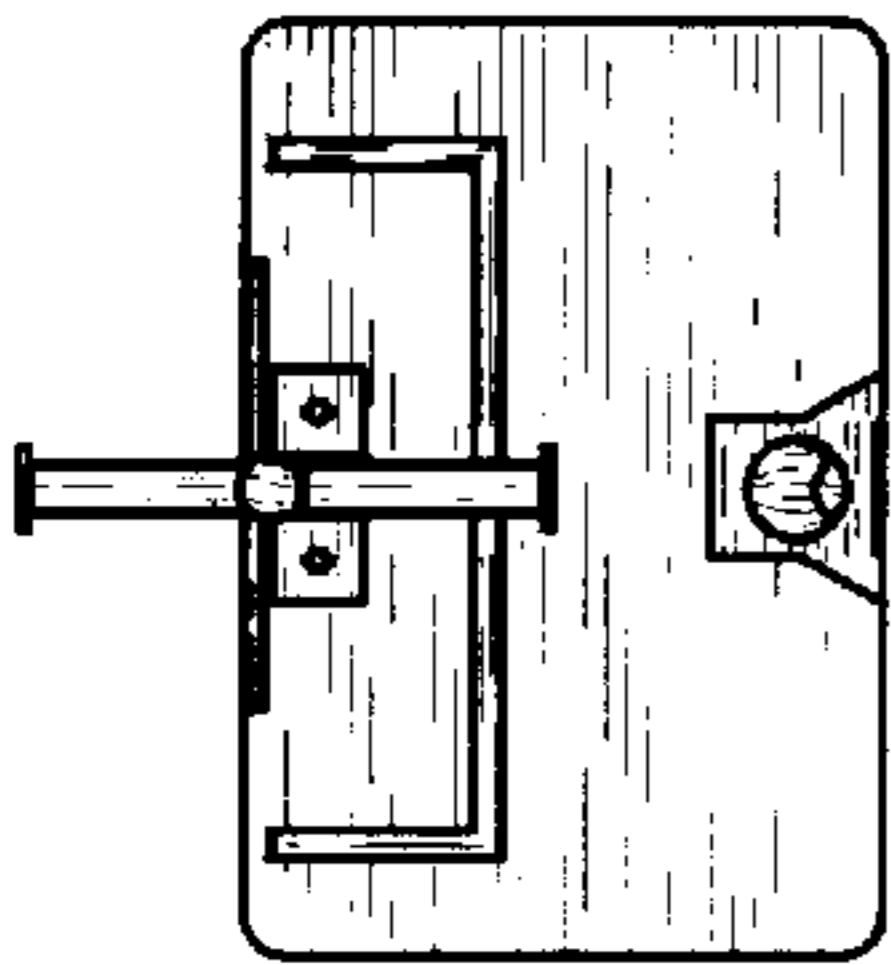


FIG. 2

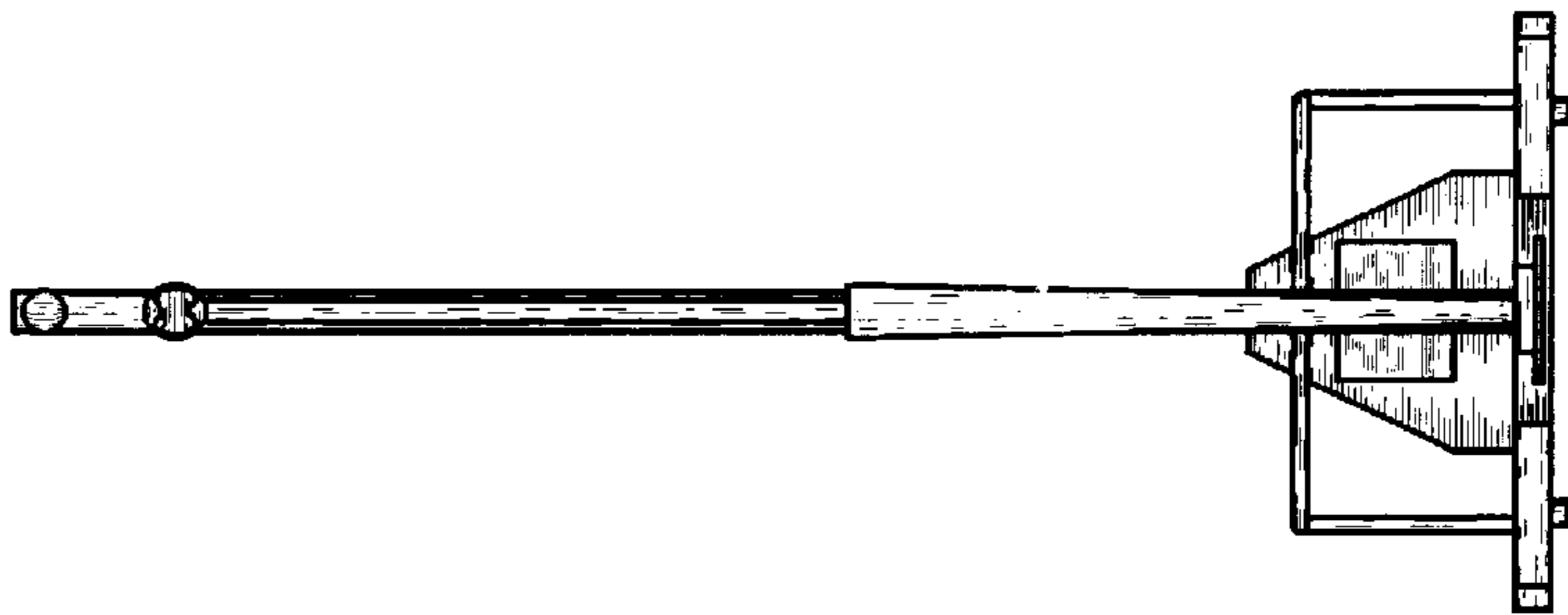


FIG. 4

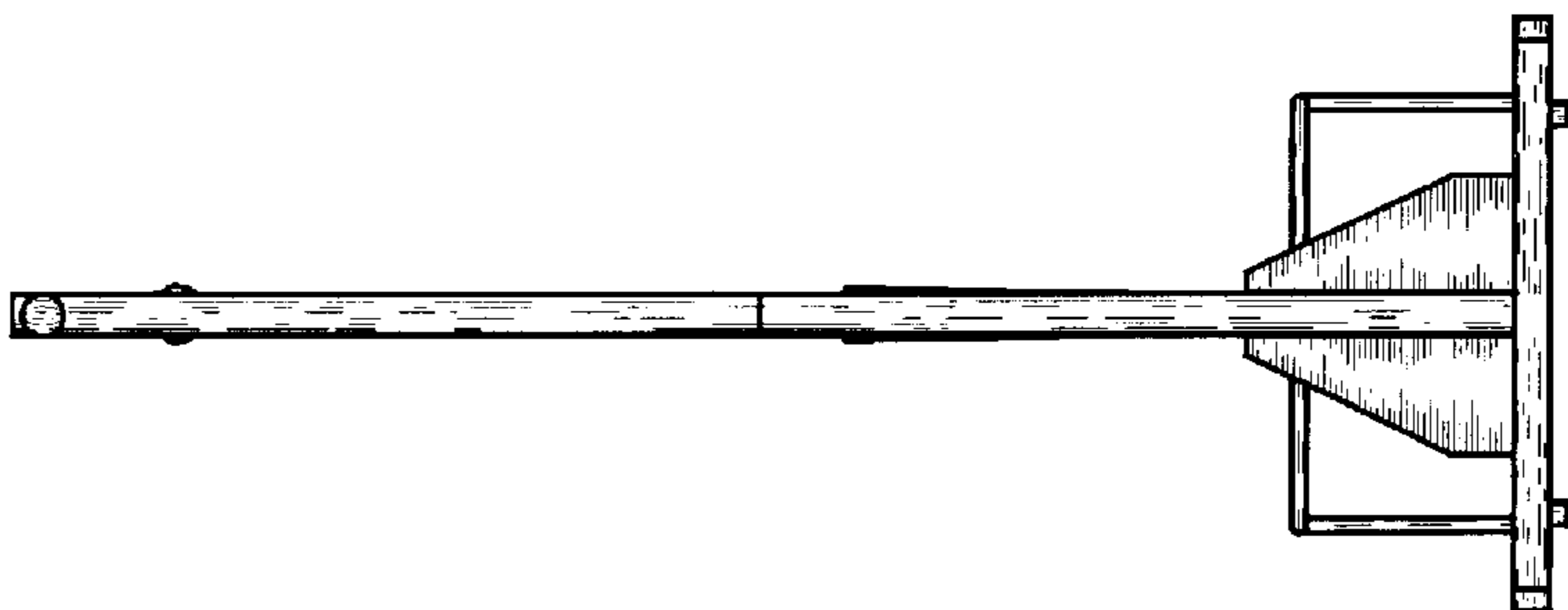


FIG. 3

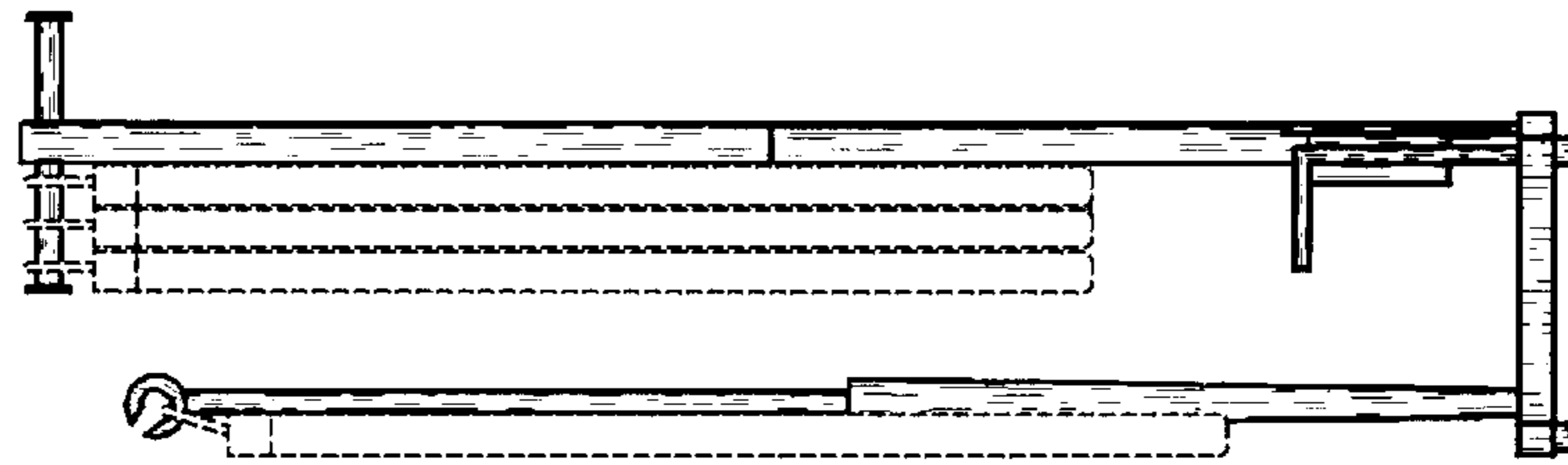


FIG. 5

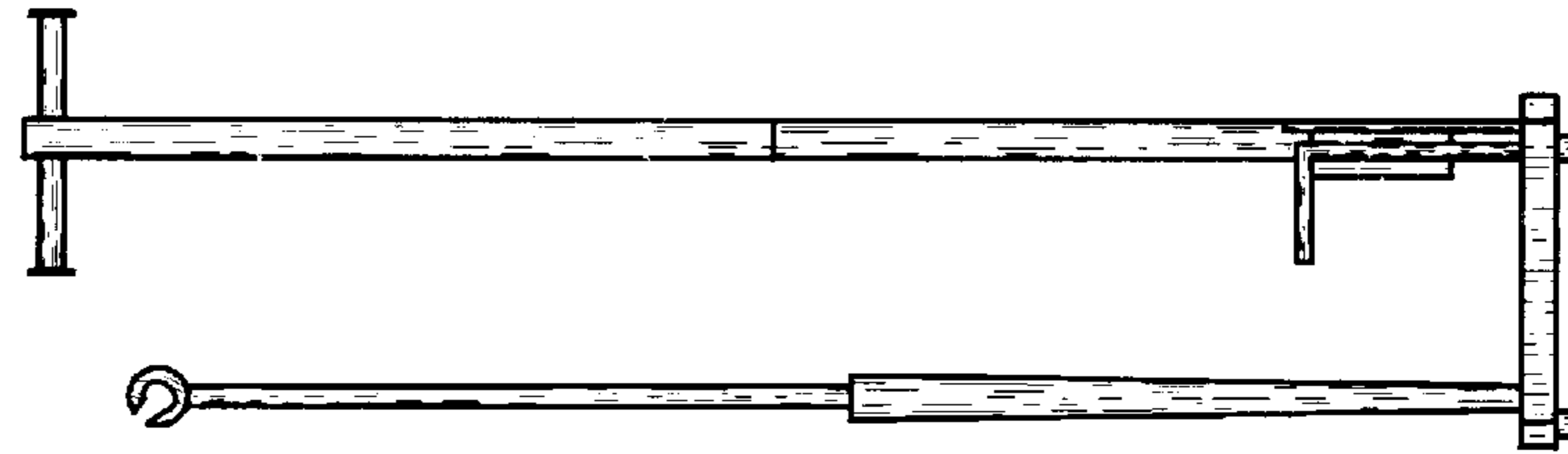


FIG. 6