



US00D469964S

(12) **United States Design Patent**  
**Gouldson**

(10) **Patent No.:** **US D469,964 S**

(45) **Date of Patent:** **\*\* Feb. 11, 2003**

(54) **GARMENT HANGER**

(75) **Inventor:** **Stanley F. Gouldson**, Northport, NY  
(US)

(73) **Assignee:** **Spotless Plastics Pty. Ltd.**, Moorabbin  
(AU)

(\*\*) **Term:** **14 Years**

(21) **Appl. No.:** **29/150,731**

(22) **Filed:** **Nov. 28, 2001**

**Related U.S. Application Data**

(62) Division of application No. 29/137,844, filed on Feb. 28, 2001, now Pat. No. Des. 454,006.

(51) **LOC (7) Cl.** ..... **06-08**

(52) **U.S. Cl.** ..... **D6/326**

(58) **Field of Search** ..... 86/315, 326; 211/113;  
223/85-96

(56) **References Cited**

**U.S. PATENT DOCUMENTS**

2,494,400	A	1/1950	McNut
D184,375	S	2/1959	Schaefer
2,904,235	A	9/1959	Crockett
3,307,753	A	3/1967	Levine et al.
4,542,838	A	9/1985	Perez-Tubens et al.
4,623,079	A	11/1986	Tendrup et al.
4,629,102	A	12/1986	Tendrup et al.
4,805,816	A	2/1989	Freund
4,892,238	A	1/1990	Pinczykowski
D305,834	S	2/1990	DeVito
D316,571	S	4/1991	Romero-Comas et al.
D353,945	S	1/1995	Louw

4,623,079	A	12/1995	Tendrup et al.
4,629,102	A	12/1995	Tendrup et al.
D368,376	S	4/1996	Gouldson et al.
D368,805	S	4/1996	Hatakeyama
5,894,969	A	4/1999	Speckert
6,000,588	A	12/1999	Kolton et al.
6,105,835	A	8/2000	Hatakeyama

**FOREIGN PATENT DOCUMENTS**

SE 163192 5/1958

**OTHER PUBLICATIONS**

A&E Products Group, a Division of Carlisle Plastics, Inc. Catalog (undated), p. 27 (Models 131, 563, 236, 951 and 959).

*Primary Examiner*—B. J. Bullock

(74) *Attorney, Agent, or Firm*—Scully, Scott, Murphy & Presser

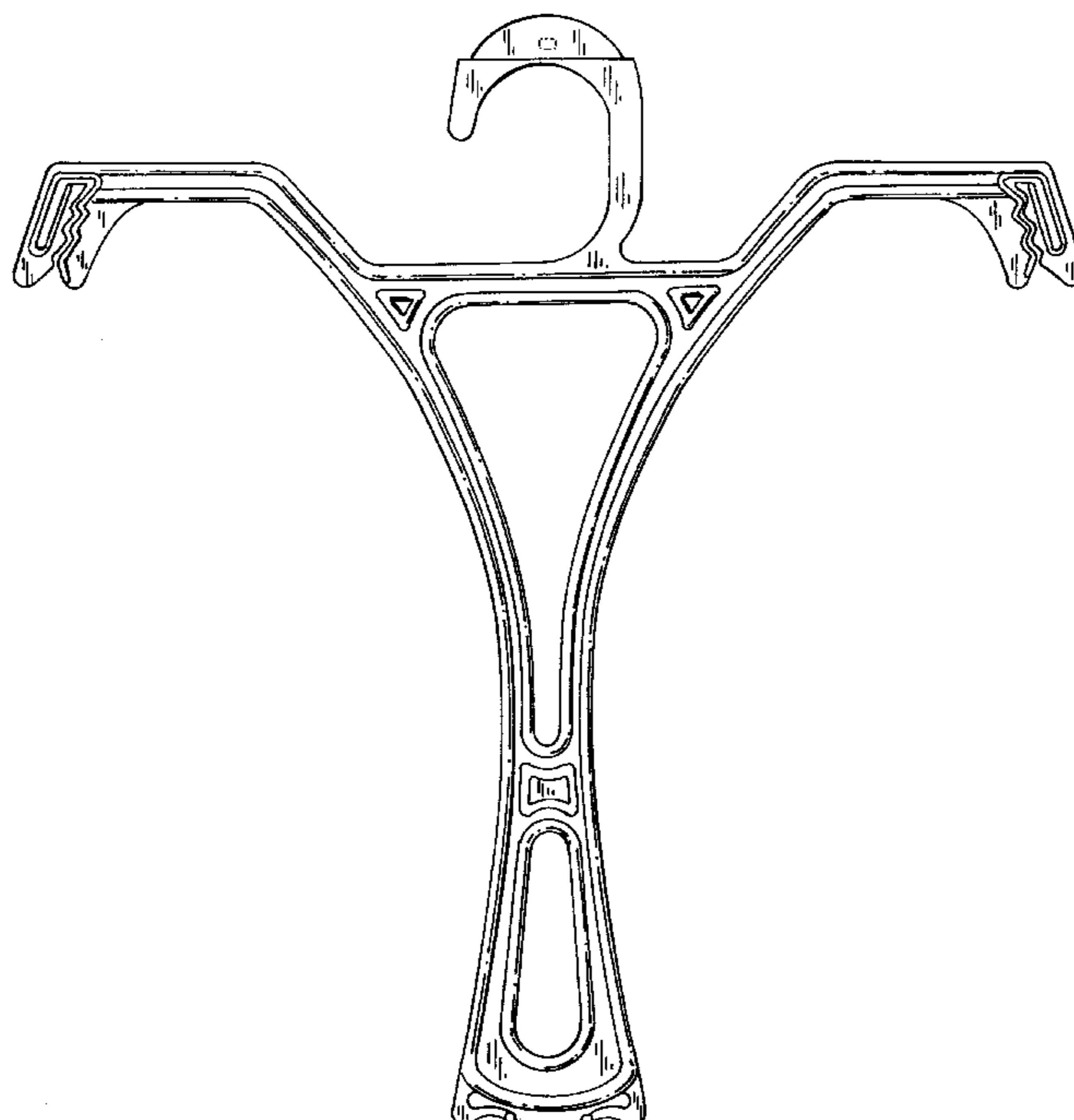
(57) **CLAIM**

The ornamental design for a garment hanger, as shown and described.

**DESCRIPTION**

FIG. 1 is a front elevation view of my design; FIG. 2 is a rear elevation view of FIG. 1; FIG. 3 is a left end elevation view of FIG. 1; FIG. 4 is a right end elevation view of FIG. 1; FIG. 5 is a top plan view of FIG. 1; FIG. 6 is bottom plan view of FIG. 1; and, FIG. 7 is a front elevation view of a second embodiment of my design. The broken lines are for illustrative purposes only and form no part of the claimed design.

**1 Claim, 4 Drawing Sheets**



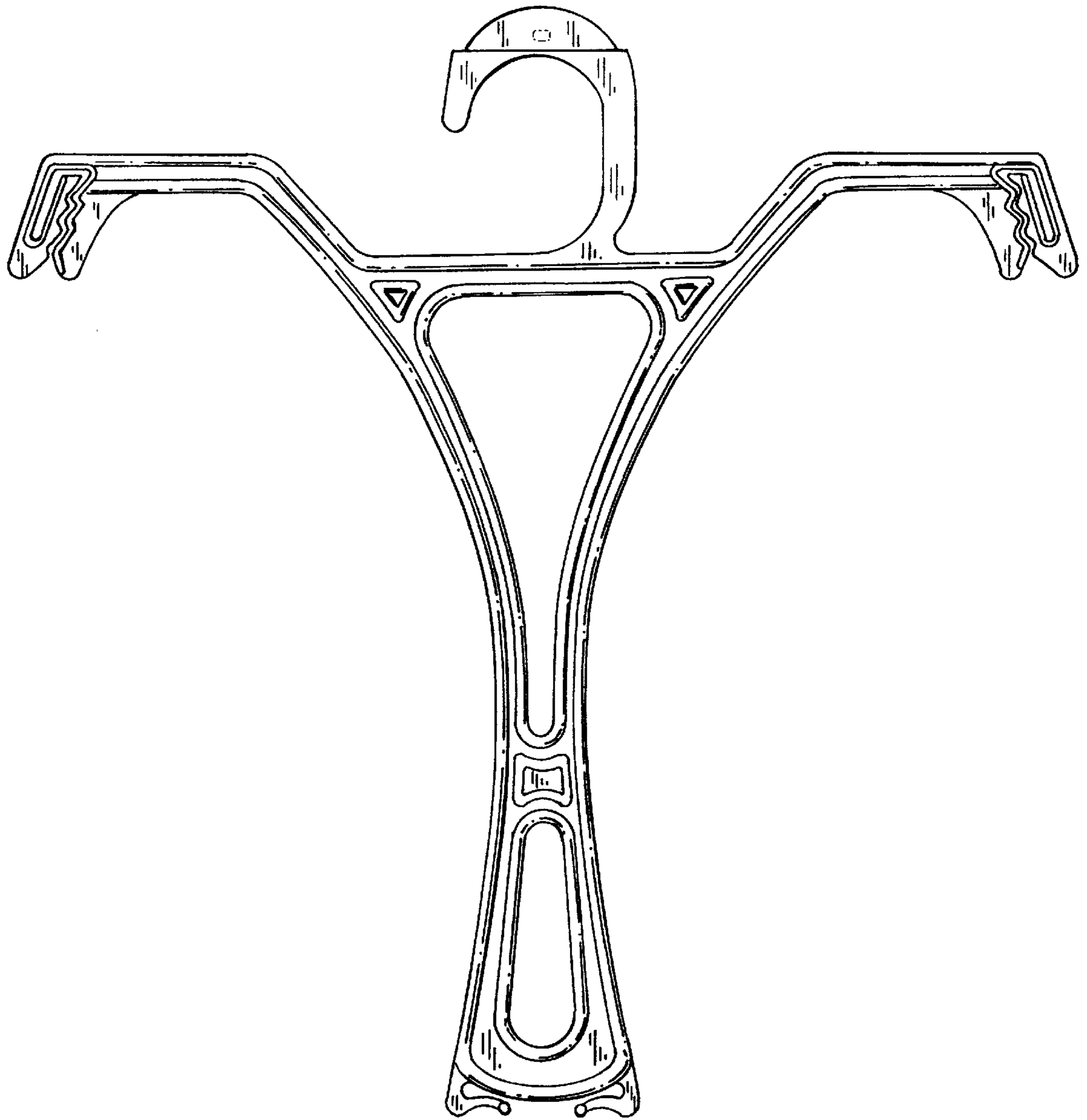


FIG 1

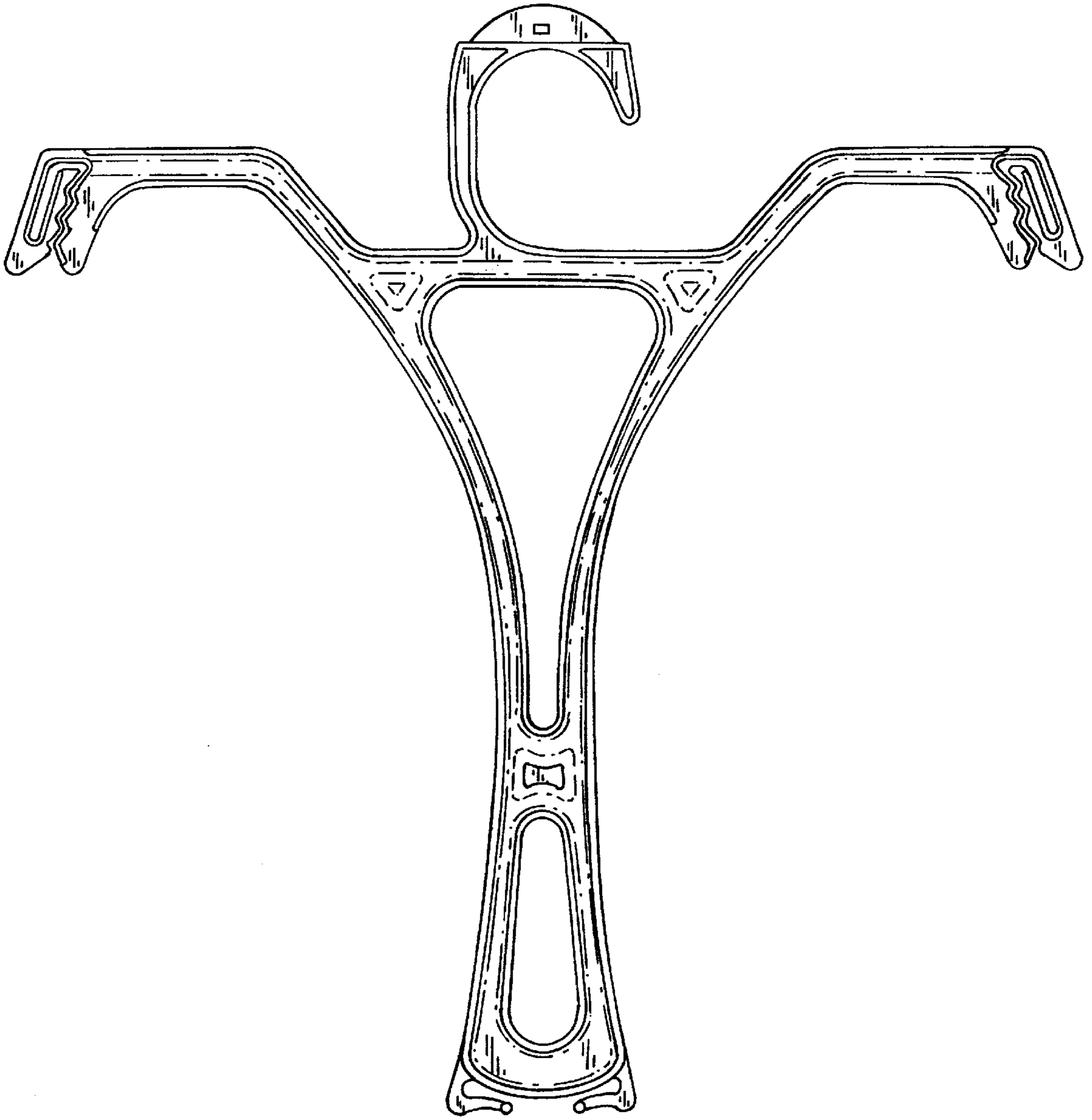


FIG. 2

FIG. 3



FIG. 4




FIG. 5



FIG. 6

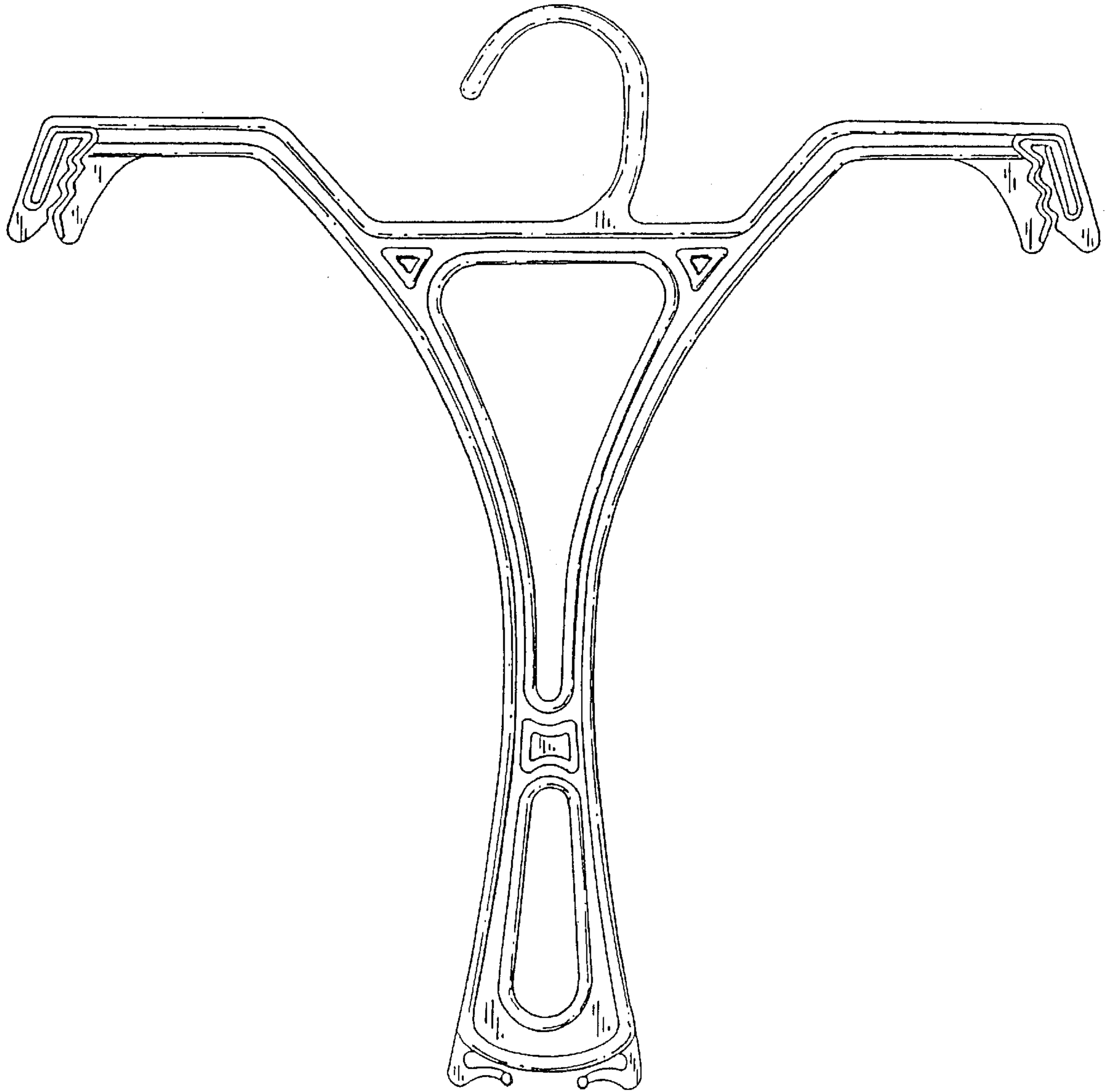


FIG. 7