



US00D469959S

(12) **United States Design Patent**
Beydoun

(10) **Patent No.:** **US D469,959 S**

(45) **Date of Patent:** **** Feb. 11, 2003**

(54) **TOOTHBRUSH**

(76) Inventor: **Nadine M. Beydoun**, P.O. Box
11-9134, Beirut (LB)

(**) Term: **14 Years**

(21) Appl. No.: **29/158,562**

(22) Filed: **Apr. 8, 2002**

(51) **LOC (7) Cl.** **04-02**

(52) **U.S. Cl.** **D4/104**

(58) **Field of Search** D4/104-112, 132,
D4/134, 138; 15/143.1, 159.1, 167.1, 167.2,
186, 187, 191.1, 192, 193, DIG. 5; 132/308;
601/139, 141

(56) **References Cited**

U.S. PATENT DOCUMENTS

D388,614 S * 1/1998 Weihrauch D4/104

D438,012 S * 2/2001 Cheong et al. D4/104

D452,615 S * 1/2002 Cheong et al. D4/104

* cited by examiner

Primary Examiner—Lisa Lichtenstein

(74) *Attorney, Agent, or Firm*—Stevens, Davis, Miller &
Mosher

(57) **CLAIM**

The ornamental design for a toothbrush having a letter of the
alphabet included therein, as shown and described.

DESCRIPTION

FIG. 1 is a right side elevation view of a toothbrush showing
my new design;

FIG. 2 is a top plan view thereof;

FIG. 3 shows alternative embodiments of inventive design
shown in FIG. 1.

FIG. 4 is a bottom plan view thereof;

FIG. 5 is a rear elevation view thereof;

FIG. 6 is a front elevation view thereof;

FIG. 7 is a top plan view of a second embodiment of the
toothbrush of my new design, the rear, bottom sides and
front views being identical to those shown in FIGS. 1, 3, 4,
5 and 6;

FIG. 8 is a top plan view of the third embodiment of the
toothbrush of my new design, the rear, bottom, sides and
front views being identical to those shown in FIGS. 1, 3, 4,
5 and 6;

FIG. 9 is a top plan view of a fourth embodiment of the
toothbrush of my new design, the rear, bottom, sides and
front views being identical to that shown in FIGS. 1, 3, 4, 5
and 6;

FIG. 10 is a top plan view of a fifth embodiment of the
toothbrush of my new design, the rear, bottom, sides and
front views being identical to that shown in FIGS. 1, 3, 4, 5
and 6;

FIG. 11 is a top plan view of a sixth embodiment of the
toothbrush of my new design, the rear, bottom, sides and
front views being identical to that shown in FIGS. 1, 3, 4, 5
and 6;

FIG. 12 is a top plan view of a seventh embodiment of the
toothbrush of my new design, the rear, bottom, sides and
front views being identical to that shown in FIGS. 1, 3, 4, 5
and 6;

FIG. 13 is a top plan view of an eighth embodiment of the
toothbrush of my new design, the rear, bottom, sides and
front views being identical to that shown in FIGS. 1, 3, 4, 5
and 6;

FIG. 14 is a top plan view of a ninth embodiment of the
toothbrush of my new design, the rear, bottom, sides and
front views being identical to those shown in FIGS. 1, 3, 4,
5 and 6;

FIG. 15 is a top plan view of a tenth embodiment of the
toothbrush of my new design, the rear, bottom, sides and
front views being identical to those shown in FIGS. 1, 3, 4,
5 and 6;

FIG. 16 is a top plan view of an eleventh embodiment of the
toothbrush of my new design, the rear, bottom, sides and
front views being identical to those shown in FIGS. 1, 3, 4,
5 and 6;

FIG. 17 is a top plan view of a twelfth embodiment of the
toothbrush of my new design, the rear, bottom, sides and
front views being identical to those shown in FIGS. 1, 3, 4,
5 and 6;

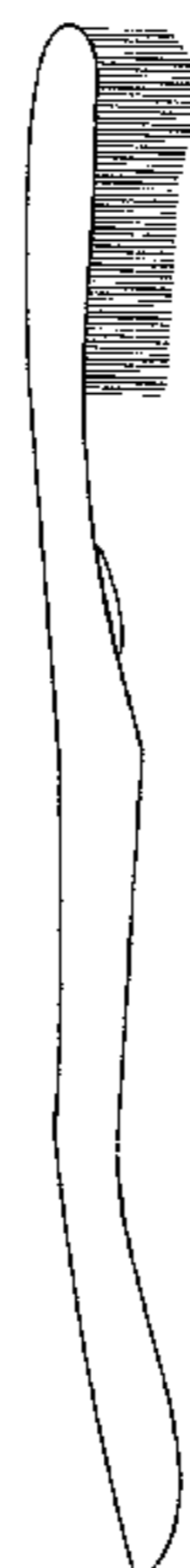


FIG. 18 is a top plan view of a thirteenth embodiment of the toothbrush of my new design, the rear, bottom, sides and front views being identical to those shown in FIGS. 1, 3, 4, 5 and 6;

FIG. 19 is a top plan view of a fourteenth embodiment of the toothbrush of my new design, the rear, bottom, sides and front views being identical to that shown in FIGS. 1, 3, 4, 5 and 6;

FIG. 20 is a top plan view of a fifteenth embodiment of the toothbrush of my new design, the rear, bottom, sides and front views being identical to those shown in FIGS. 1, 3, 4, 5 and 6;

FIG. 21 is a top plan view of a sixteenth embodiment of the toothbrush of my new design, the rear, bottom, sides and front views being identical to those shown in FIGS. 1, 3, 4, 5 and 6;

FIG. 22 is a top plan view of a seventeenth embodiment of the toothbrush of my new design, the rear, bottom, sides and front views being identical to those shown in FIGS. 1, 3, 4, 5 and 6;

FIG. 23 is a top plan view of an eighteenth embodiment of the toothbrush of my new design, the rear, bottom, sides and front views being identical to those shown in FIGS. 1, 3, 4, 5 and 6;

FIG. 24 is a top plan view of a nineteenth embodiment of the toothbrush of my new design, the rear, bottom, sides and front views being identical to those shown in FIGS. 1, 3, 4, 5 and 6;

FIG. 25 is a top plan view of a twentieth embodiment of the toothbrush of my new design, the rear, bottom, sides and front views being identical to those shown in FIGS. 1, 3, 4, 5 and 6;

FIG. 26 is a top plan view of a twenty-first embodiment of the toothbrush of my new design, the rear, bottom, sides and front views being identical to those shown in FIGS. 1, 3, 4, 5 and 6;

FIG. 27 is a top plan view of a twenty-second embodiment of the toothbrush of my new design, the rear, bottom, sides and front views being identical to those shown in FIGS. 1, 3, 4, 5 and 6;

FIG. 28 is a top plan view of a twenty-third embodiment of the toothbrush of my new design, the rear, bottom, sides and front views being identical to those shown in FIGS. 1, 3, 4, 5 and 6;

FIG. 29 is a top plan view of a twenty-fourth embodiment of the toothbrush of my new design, the rear, bottom, sides and front views being identical to those shown in FIGS. 1, 3, 4, 5 and 6;

FIG. 30 is a top plan view of a twenty-fifth embodiment of the toothbrush of my new design, the rear, bottom, sides and front views being identical to those shown in FIGS. 1, 3, 4, 5 and 6; and,

FIG. 31 is a top plan view of a twenty-sixth embodiment of the toothbrush of my new design, the rear, bottom, sides and front views being identical to those shown in FIGS. 1, 3, 4, 5 and 6.

1 Claim, 10 Drawing Sheets

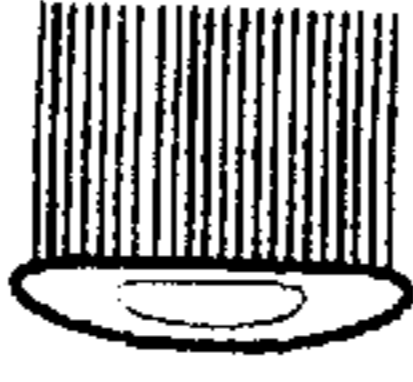


FIG. 6




FIG. 1




FIG. 2



FIG. 3



FIG. 4



FIG. 5




FIG. 7

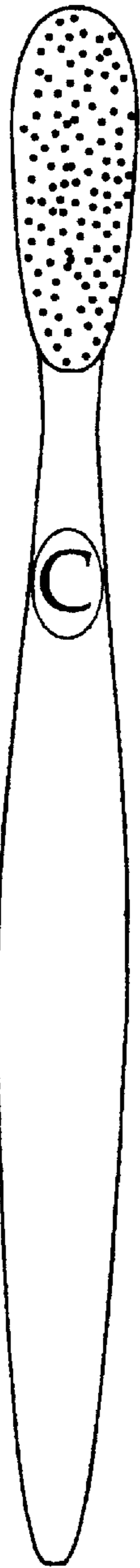


FIG. 8

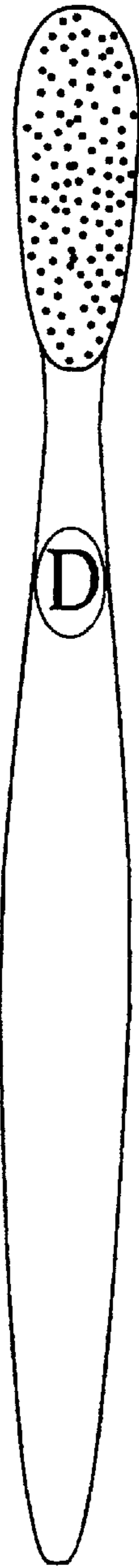


FIG. 9




FIG. 10

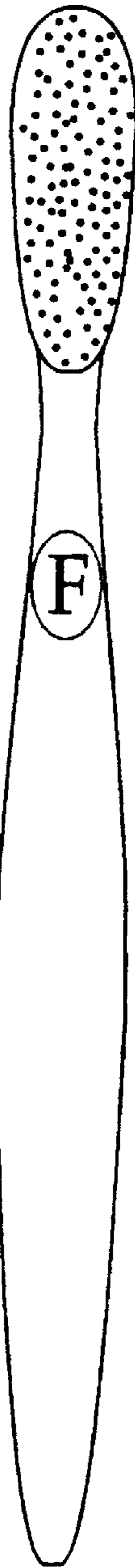


FIG. 11

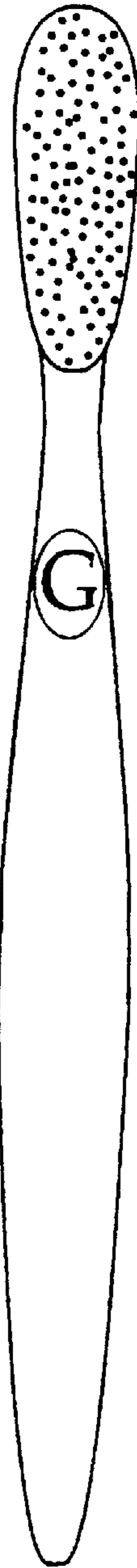


FIG. 12



FIG. 13




FIG. 14




FIG. 15



FIG. 16



FIG. 17




FIG. 18

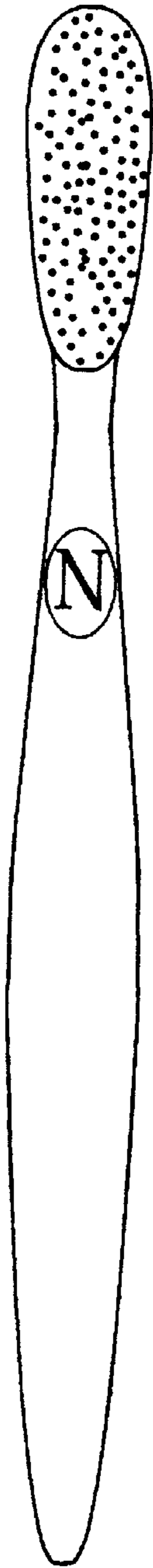


FIG. 19

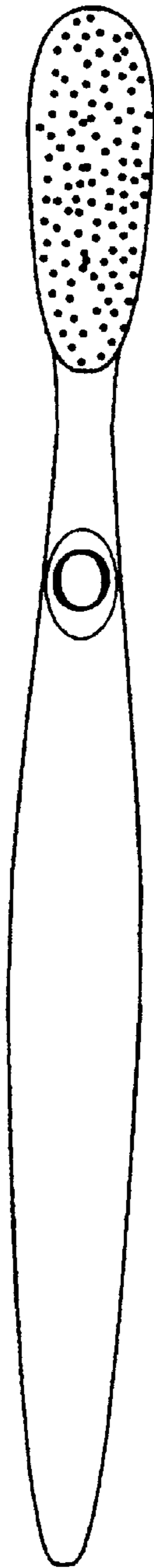


FIG. 20

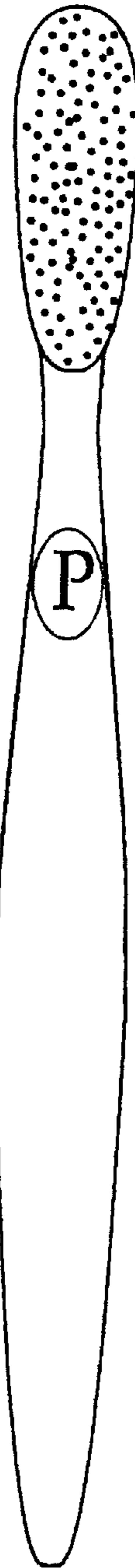


FIG. 21



FIG. 22




FIG. 23

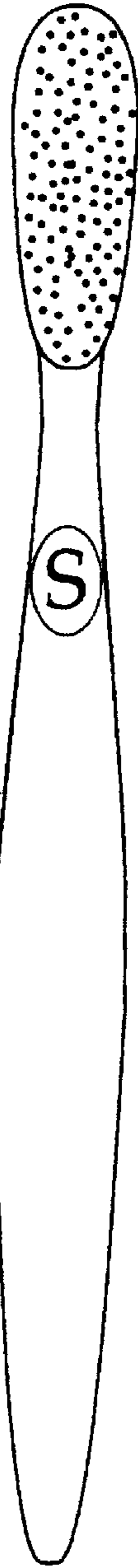


FIG. 24

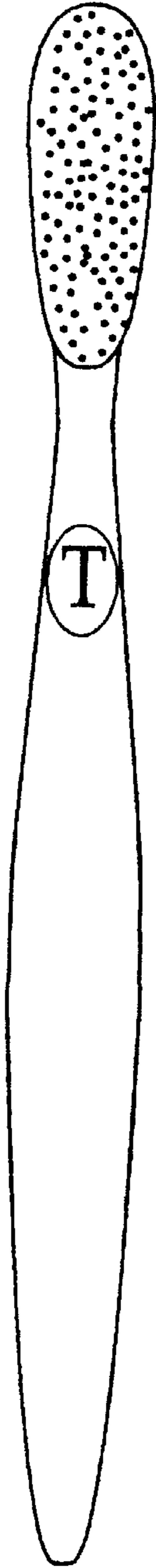


FIG. 25




FIG. 26

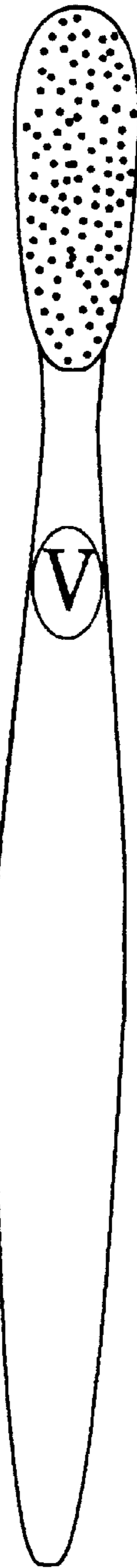


FIG. 27

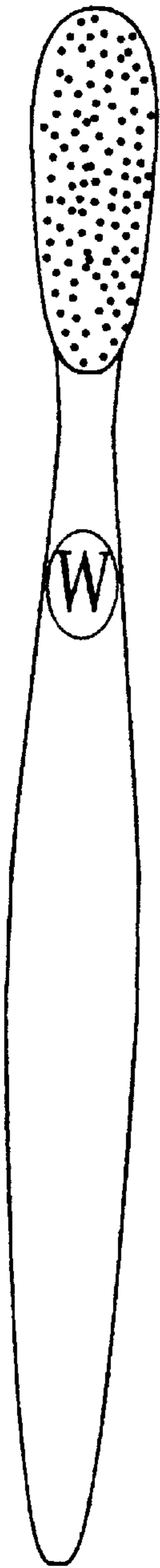


FIG. 28



FIG. 29



FIG. 30




FIG. 31