



US00D469958S

(12) **United States Design Patent**  
**Saindon et al.**

(10) **Patent No.:** **US D469,958 S**

(45) **Date of Patent:** **\*\* Feb. 11, 2003**

(54) **TOOTHBRUSH**

(75) Inventors: **Mark David Saindon**, Princeton, NJ  
(US); **Annemarie Devine Joseph**,  
Plainsboro, NJ (US)

(73) Assignee: **McNeil-PPC, Inc.**, Skillman, NJ (US)

(\*\*) Term: **14 Years**

(21) Appl. No.: **29/155,366**

(22) Filed: **Feb. 7, 2002**

(51) **LOC (7) Cl.** ..... **04-02**

(52) **U.S. Cl.** ..... **D4/104**

(58) **Field of Search** ..... D4/104-112, 130,  
D4/132, 134; 132/308; 601/139, 141; 15/110,  
159.1, 160, 167.1, 167.2, 186, 187, 191,  
DIG. 5

(56) **References Cited**

**U.S. PATENT DOCUMENTS**

D374,775 S \* 10/1996 Yost et al. .... D4/104

D421,844 S \* 3/2000 Stark et al. .... D4/104  
D439,412 S \* 3/2001 Volpenhein et al. .... D4/104  
D440,048 S \* 4/2001 Beals et al. .... D4/104  
D444,629 S \* 7/2001 Etter et al. .... D4/104

\* cited by examiner

*Primary Examiner*—Lisa Lichtenstein

(74) *Attorney, Agent, or Firm*—Lawrence D. Schuler

(57) **CLAIM**

The ornamental design for a toothbrush, as shown and described.

**DESCRIPTION**

FIG. 1 is a perspective view showing the toothbrush of our new design;

FIG. 2 is a top plan view thereof;

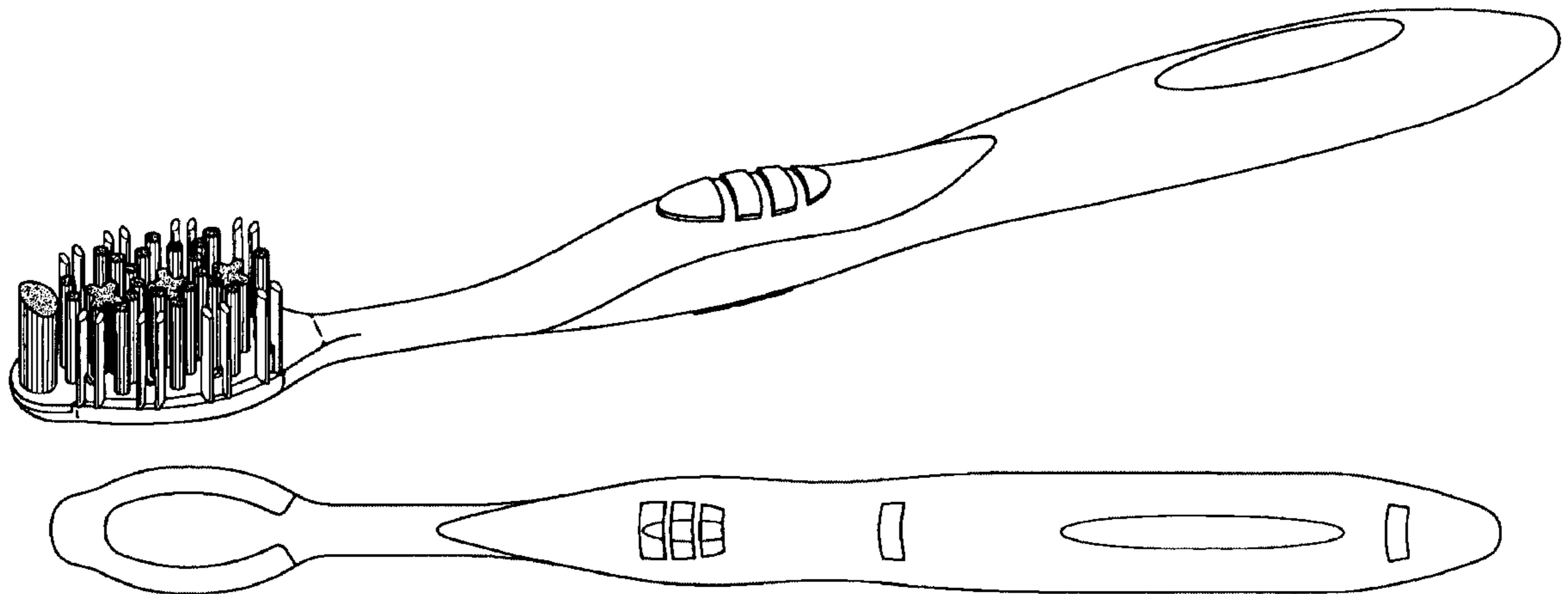
FIG. 3 is a side elevational view thereof, the opposite side being a mirror image;

FIG. 4 is a bottom plan view thereof;

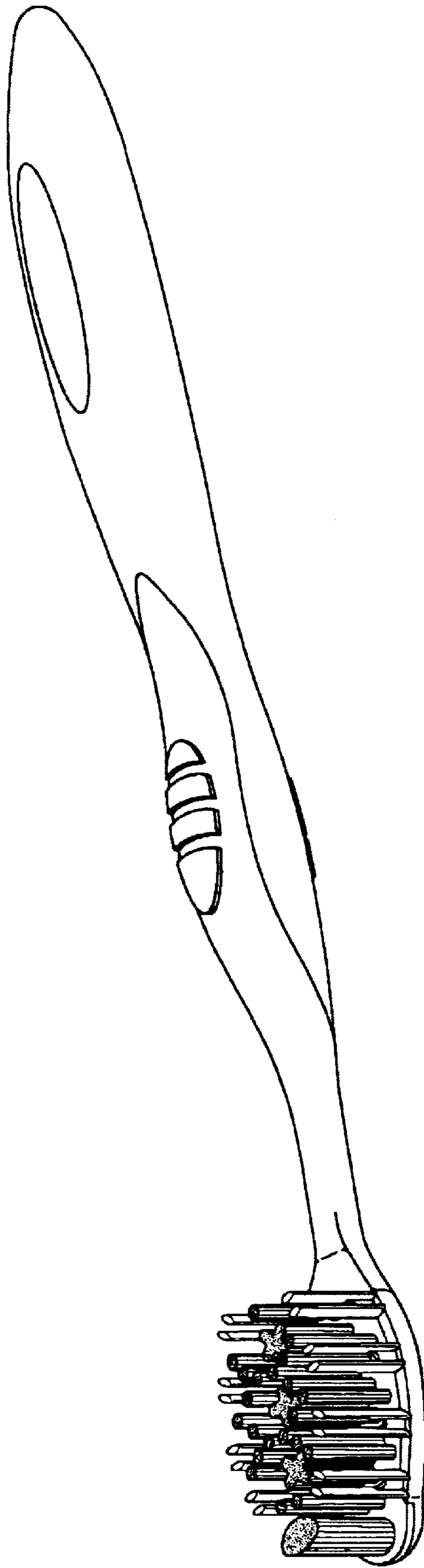
FIG. 5 is a front elevational view thereof; and,

FIG. 6 is a rear elevational view thereof.

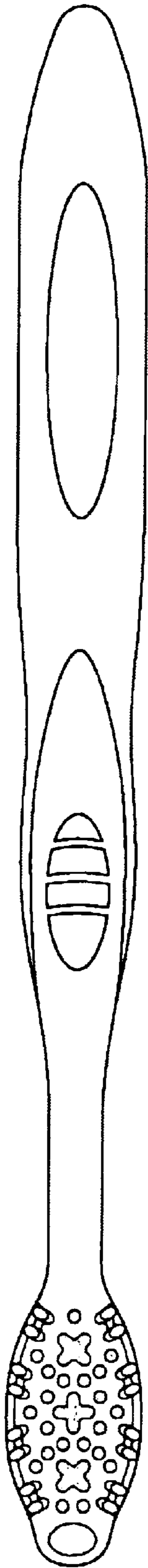
**1 Claim, 3 Drawing Sheets**



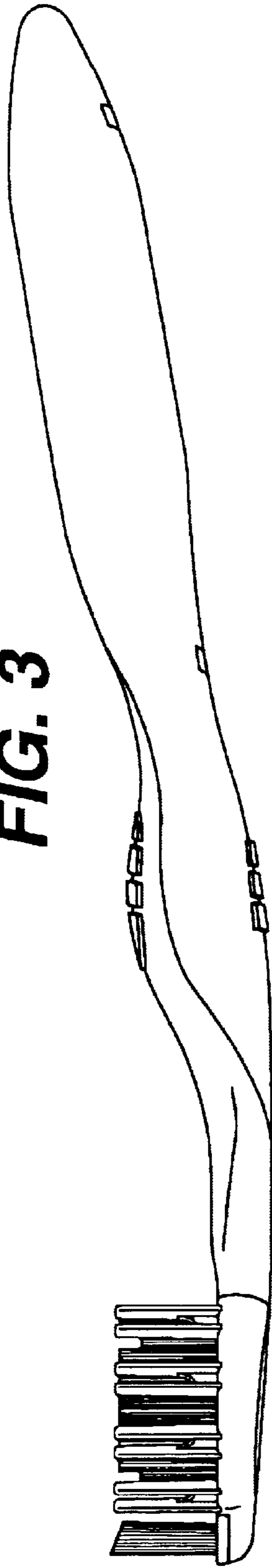
**FIG. 1**



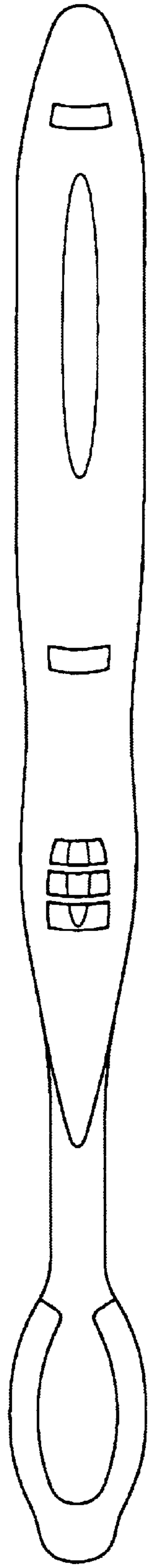
**FIG. 2**




**FIG. 3**



**FIG. 4**



**FIG. 5**



**FIG. 6**

