



US00D469950S

(12) **United States Design Patent**
Scalise et al.

(10) **Patent No.:** **US D469,950 S**

(45) **Date of Patent:** **** Feb. 11, 2003**

(54) **BASEBALL BAT FAN**

5,980,205 A * 11/1999 Sue 416/70 A X

(75) Inventors: **Joseph C. Scalise**, Brooklyn, NY (US);
Joseph T. Scalise, Brooklyn, NY (US);
Louis Chierchia, Manalapan, NJ (US)

* cited by examiner

Primary Examiner—Louis S. Zarfes

Assistant Examiner—Robert A Delehanty

(73) Assignee: **Fans for the Fan, Inc.**, Brooklyn, NY (US)

(74) *Attorney, Agent, or Firm*—Amster, Rothstein & Ebensetin

(**) Term: **14 Years**

(57) **CLAIM**

The ornamental design for a baseball bat fan, as shown and described.

(21) Appl. No.: **29/144,042**

DESCRIPTION

(22) Filed: **Jun. 25, 2001**

(51) **LOC (7) Cl.** **03-04**

FIG. 1 is a front elevational view of a baseball bat fan showing my new design;

(52) **U.S. Cl.** **D3/3**

FIG. 2 is a left side elevational view thereof;

(58) **Field of Search** D3/1-4; 416/7 A; D21/725

FIG. 3 is a right side elevational view thereof;

FIG. 4 is a rear elevational view thereof;

FIG. 5 is an enlarged top plan view thereof;

FIG. 6 is an enlarged bottom plan view thereof;

(56) **References Cited**

U.S. PATENT DOCUMENTS

D24,903 S	*	11/1895	Elmore	D3/3
D282,125 S	*	1/1986	Alonzo	D3/3
D346,487 S	*	5/1994	Newman	D3/2
D347,112 S	*	5/1994	Monica, Jr.	D3/4
D398,697 S	*	9/1998	Scordo	D22/125
D400,976 S	*	11/1998	Bloom	D21/725 X

FIG. 7 is an enlarged sectional view thereof taken along the line 7—7 of FIG. 1;

FIG. 8 is a front elevational view showing the fan in an open position thereof; and,

FIG. 9 is a top plan view showing the fan in an open position thereof.

1 Claim, 4 Drawing Sheets

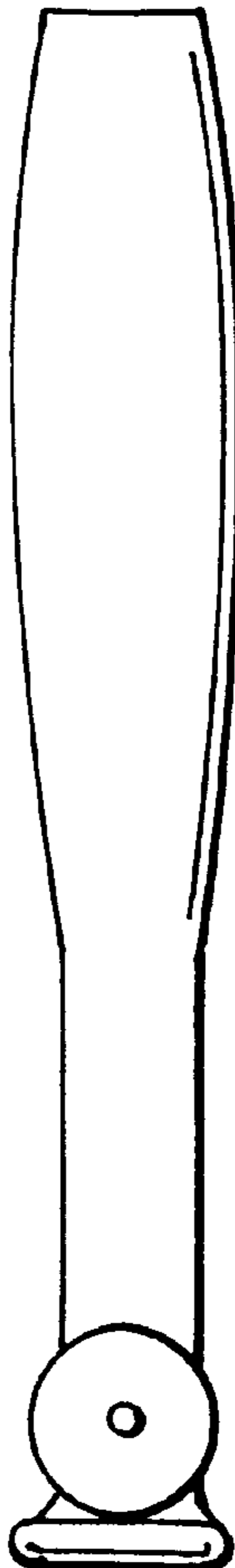


FIG. 1




FIG. 2




FIG. 3




FIG. 4




FIG. 5

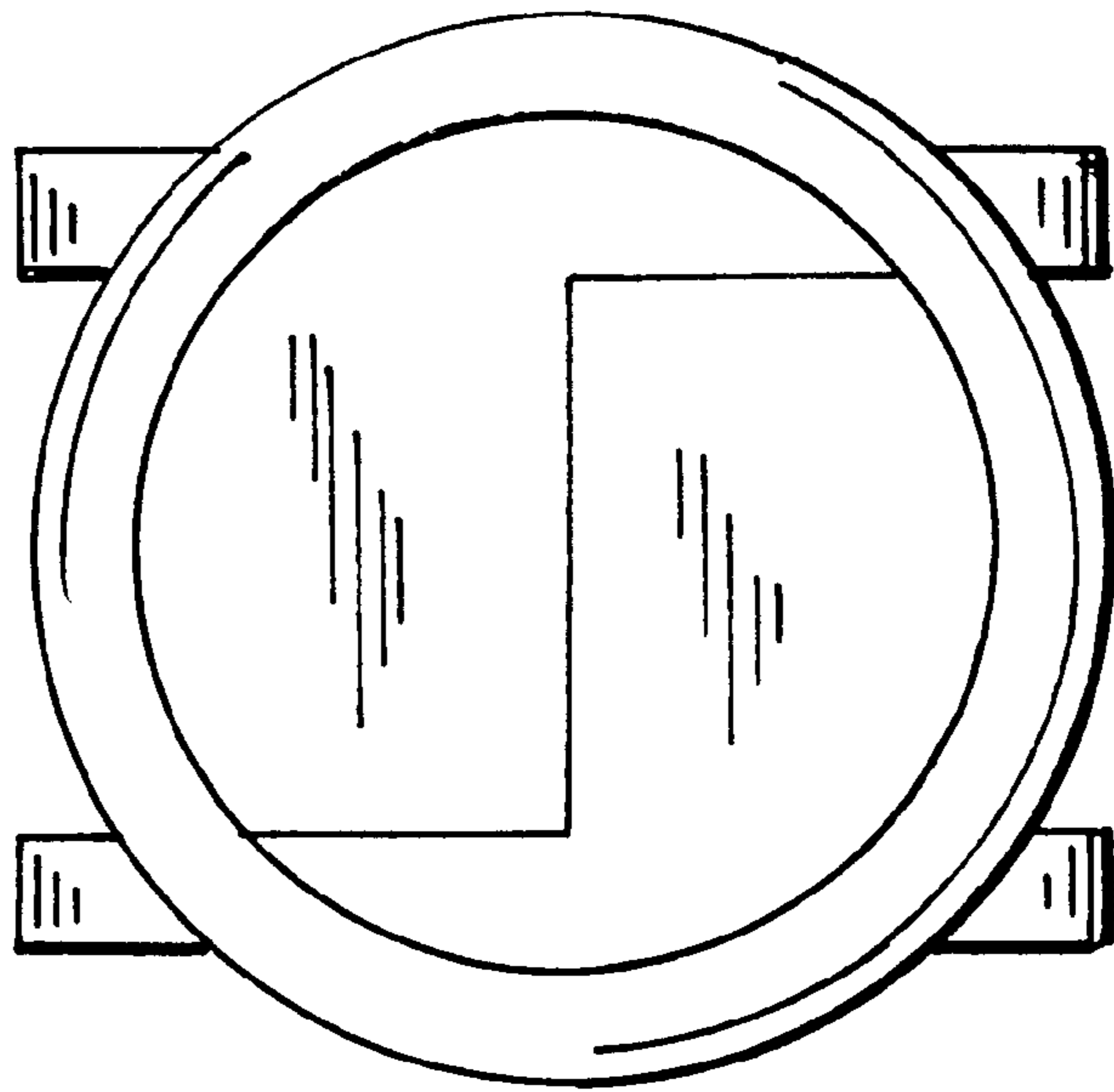
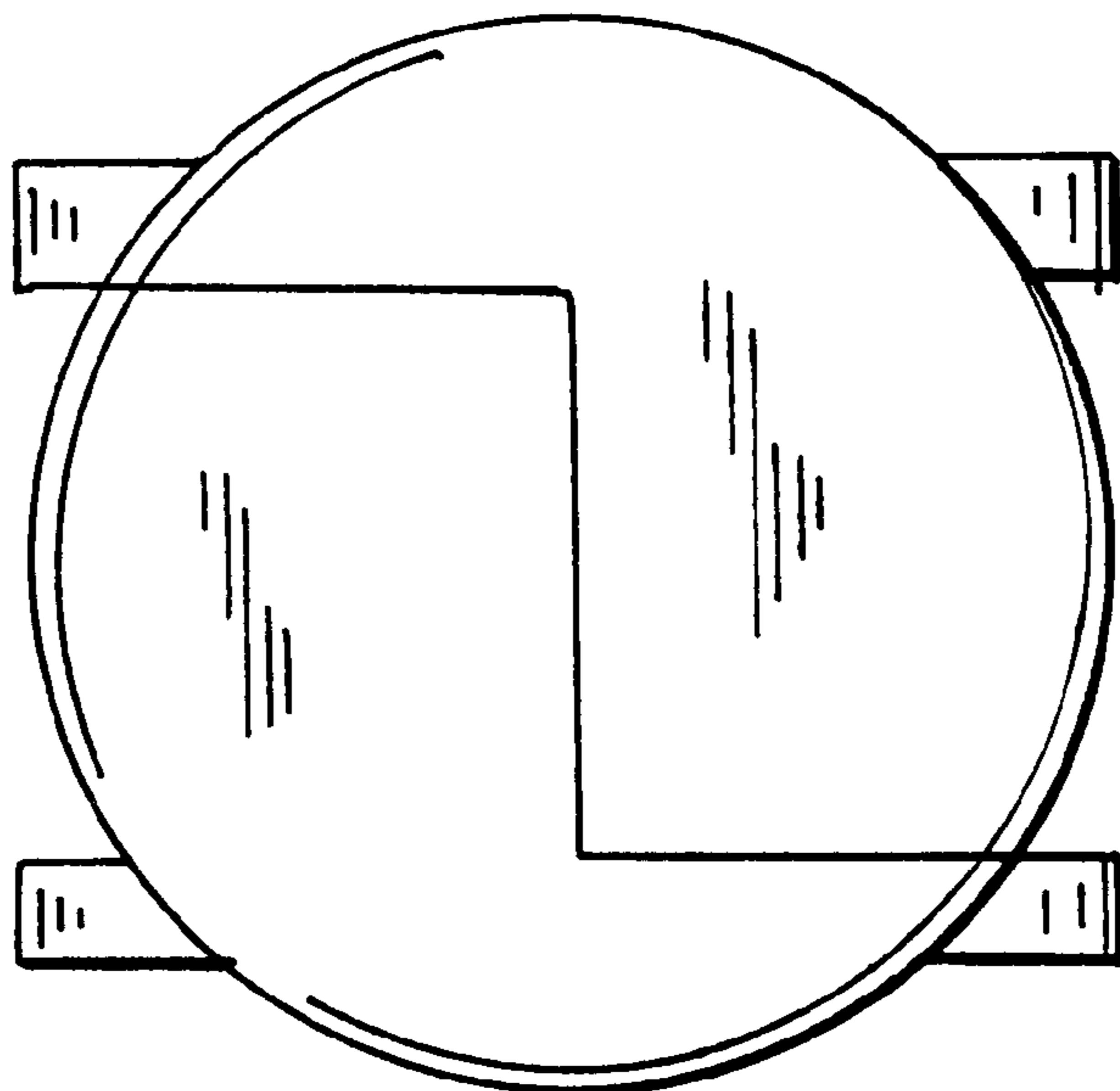


FIG. 6



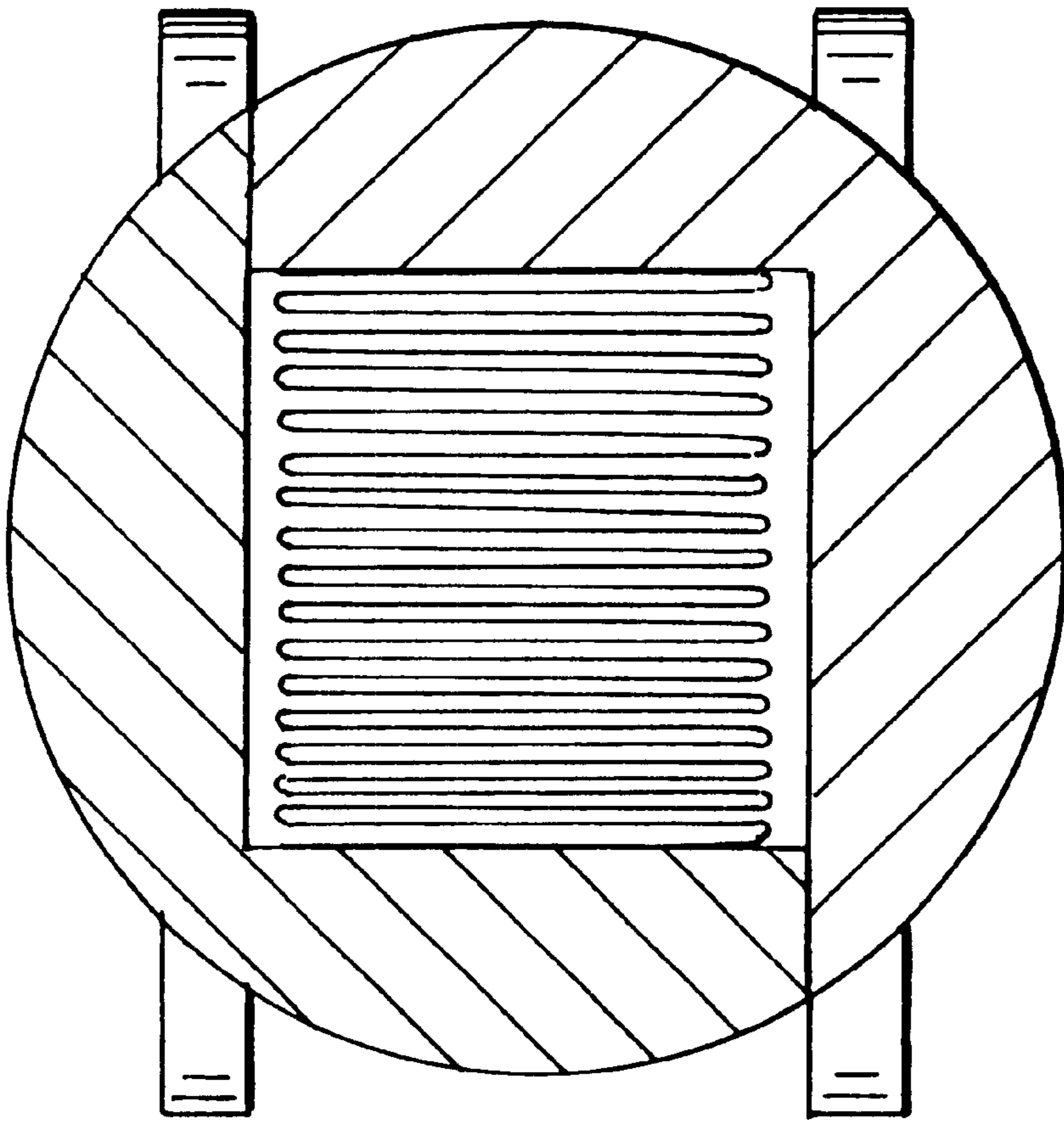
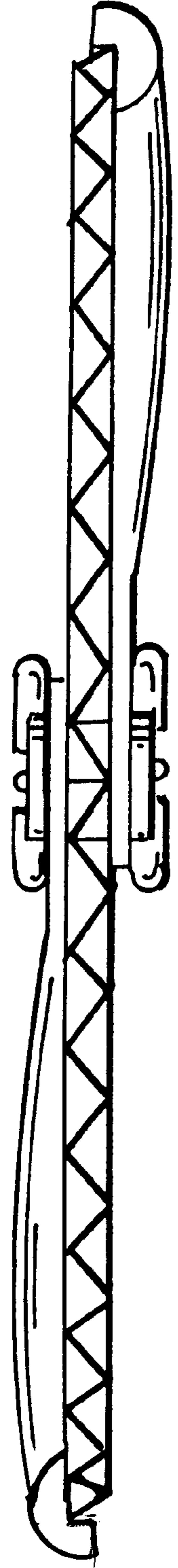


FIG. 7

FIG. 9



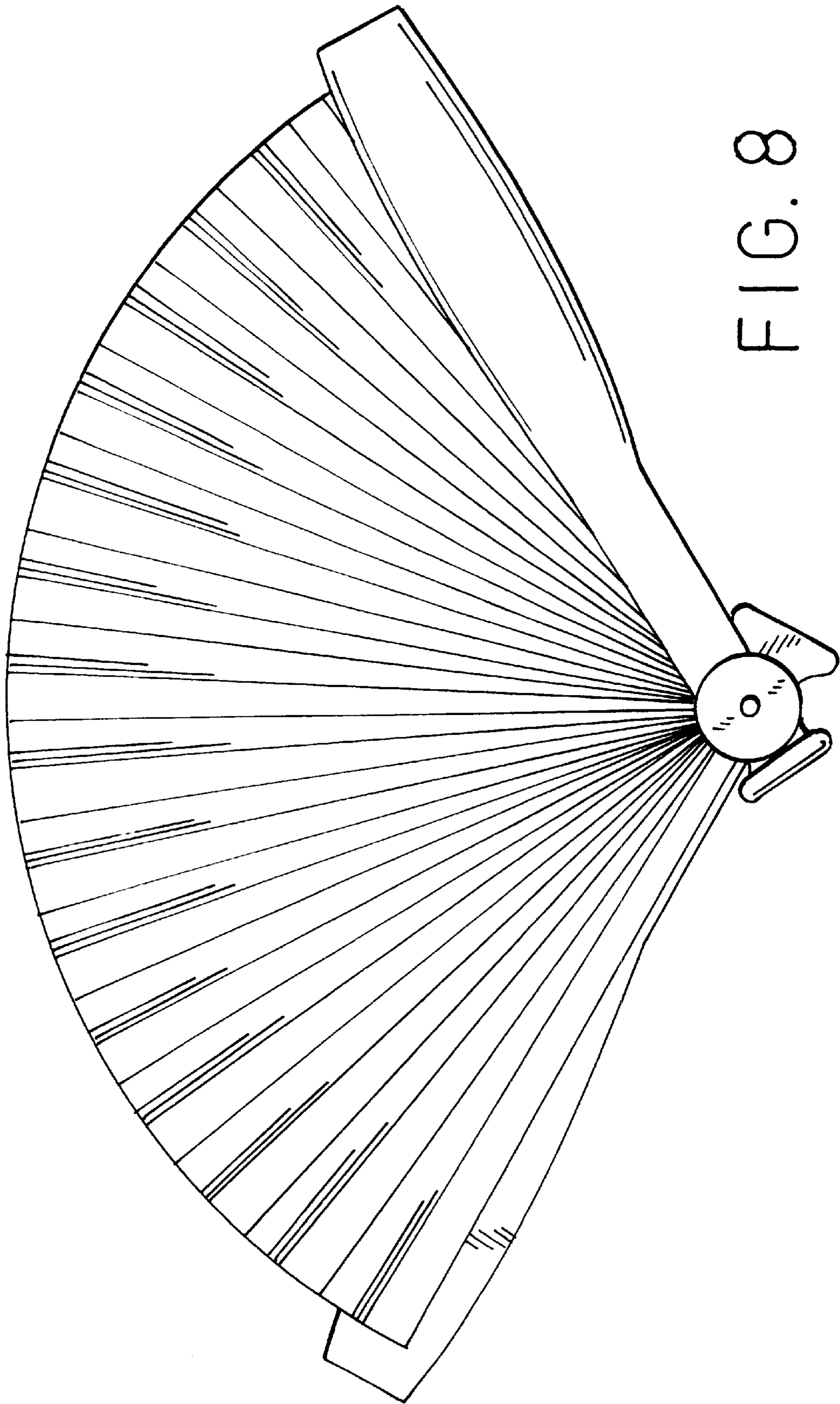


FIG. 8