



US00D469945S

(12) **United States Design Patent**  
**Mayer**

(10) **Patent No.:** **US D469,945 S**

(45) **Date of Patent:** **\*\* Feb. 11, 2003**

(54) **SURGICAL GOWN WITH THUMB HOLE**

(76) Inventor: **Philip J Mayer**, 21546 Holmbury,  
Northville, MI (US) 48167

(\*\*) Term: **14 Years**

(21) Appl. No.: **29/143,521**

(22) Filed: **Jun. 15, 2001**

(51) **LOC (7) Cl.** ..... **02-01**

(52) **U.S. Cl.** ..... **D2/720; D2/728; D2/860**

(58) **Field of Search** ..... **D2/720, 724, 728,**  
**D2/718, 823, 860-864; 2/16, 51, 90, 114,**  
**123, 125, 158, 170**

(56) **References Cited**

**U.S. PATENT DOCUMENTS**

2,904,792 A	9/1959	Elliott	
4,504,977 A *	3/1985	King et al. ....	2/51
4,586,196 A *	5/1986	White .....	2/114
4,756,027 A *	7/1988	Buenos et al. ....	2/123
D319,113 S	8/1991	Adams	
D325,459 S *	4/1992	Keever .....	D2/720
5,357,633 A	10/1994	Rael	
5,504,944 A	4/1996	Bromer et al.	
5,794,265 A *	8/1998	Reich .....	2/125
5,815,837 A *	10/1998	Christman et al. ....	2/158
5,864,886 A *	2/1999	Minor et al. ....	2/170
5,878,435 A	3/1999	Kast et al.	
5,913,408 A *	6/1999	Shanahan .....	2/90

6,035,441 A	3/2000	Mellon et al.	
6,076,189 A *	6/2000	Christman et al. ....	2/158
6,253,381 B1 *	7/2001	Kelley .....	2/125
6,430,744 B1 *	8/2002	Redman et al. ....	2/16

\* cited by examiner

*Primary Examiner*—Celia Murphy

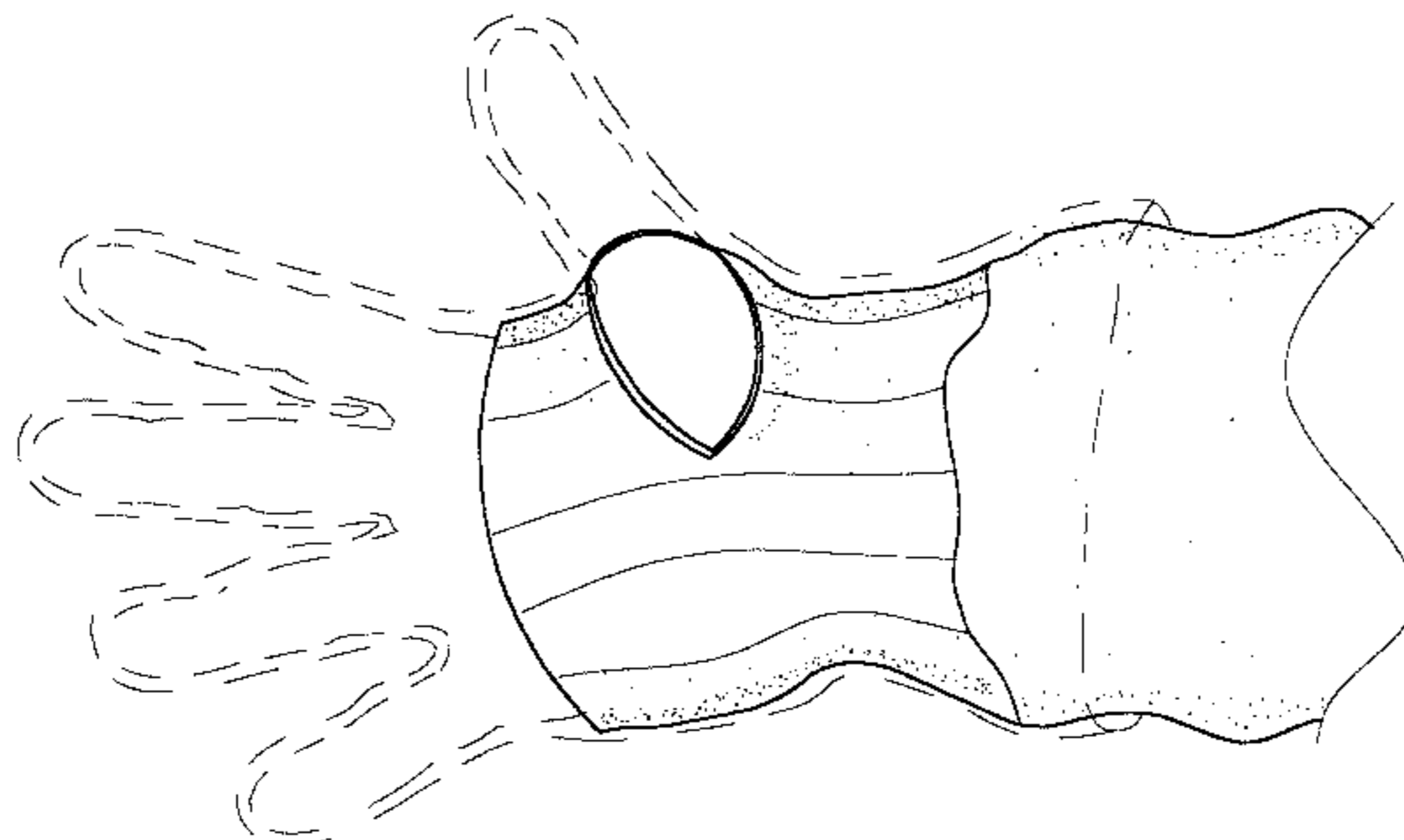
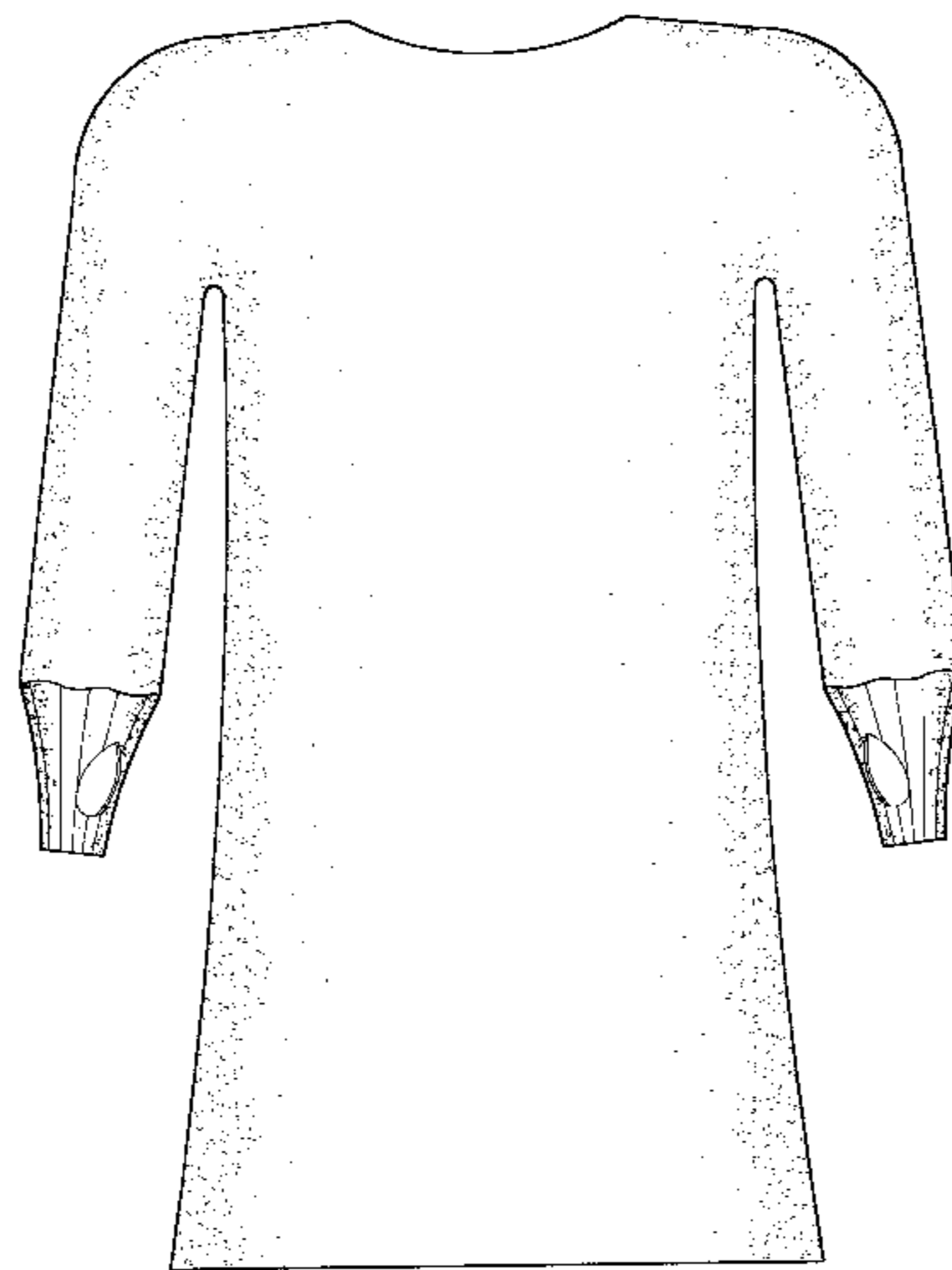
(57) **CLAIM**

The ornamental design for a surgical gown with thumb hole, as shown and described.

**DESCRIPTION**

FIG. 1 is a front elevational view of the surgical gown with thumb hole of the present invention;  
 FIG. 2 is a rear elevational view of the surgical gown with thumb hole of FIG. 1;  
 FIG. 3 is a right side elevational view of the surgical gown with thumb hole of FIG. 1, the left view being a mirror image thereof;  
 FIG. 4 is a top plan view of the surgical gown with thumb hole of FIG. 1;  
 FIG. 5 is a bottom plan view of the surgical gown with thumb hole of FIG. 1; and,  
 FIG. 6 is a magnified front elevational view of the hand area. The broken lines showing of a hand and surgical glove in FIG. 6 are for illustrative purposes only and form no part of the claimed design.

**1 Claim, 5 Drawing Sheets**



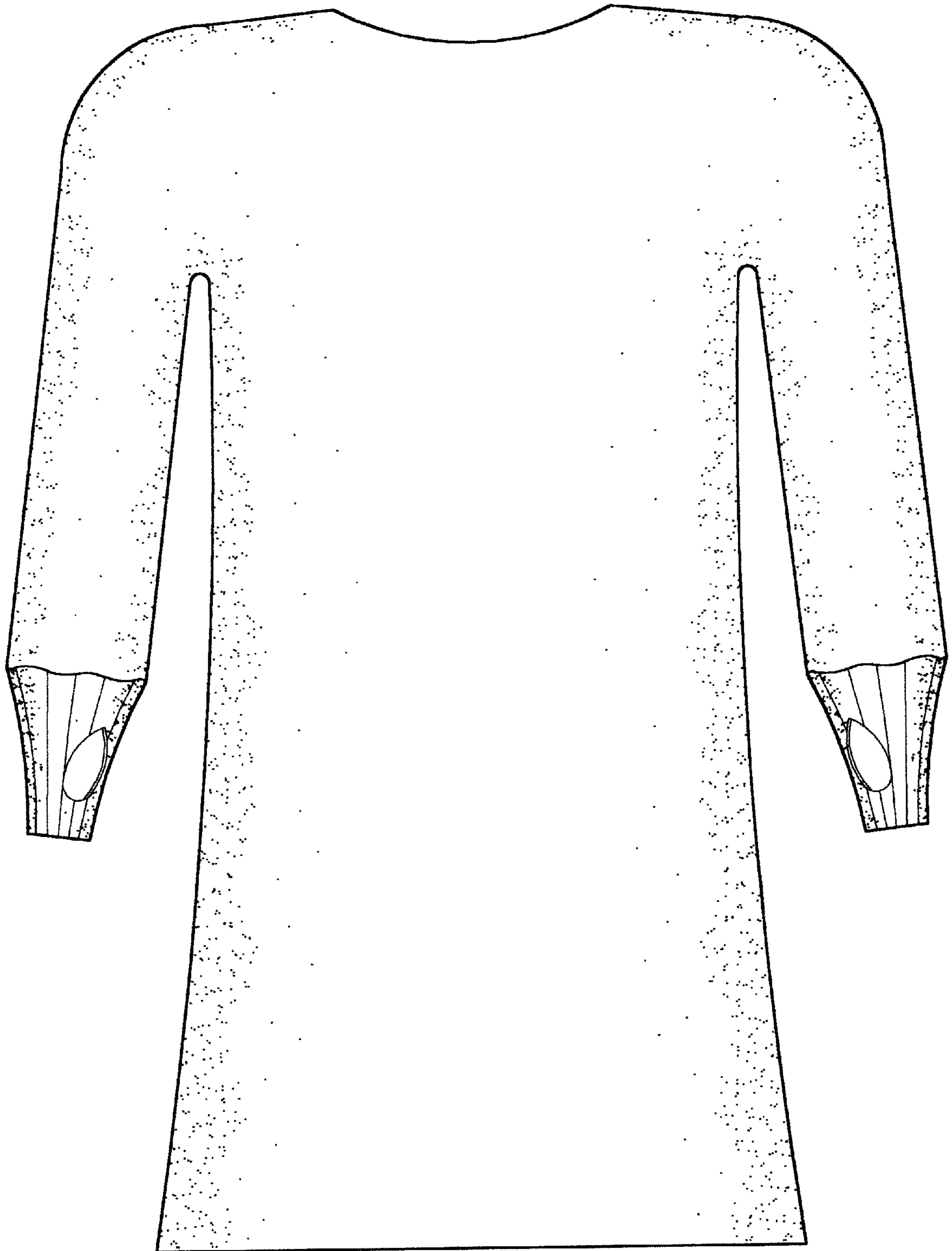


FIG. 1

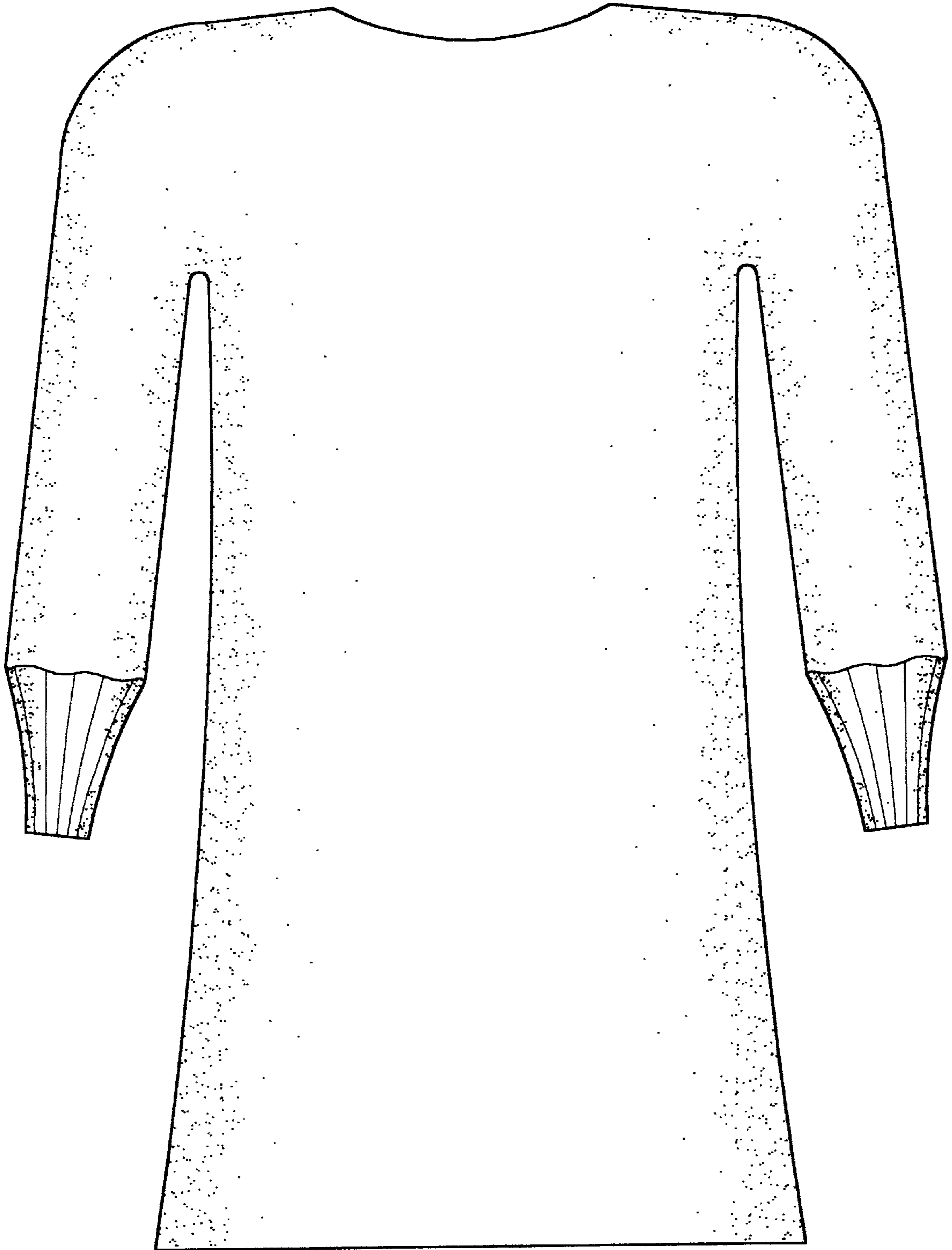


FIG. 2

FIG. 3

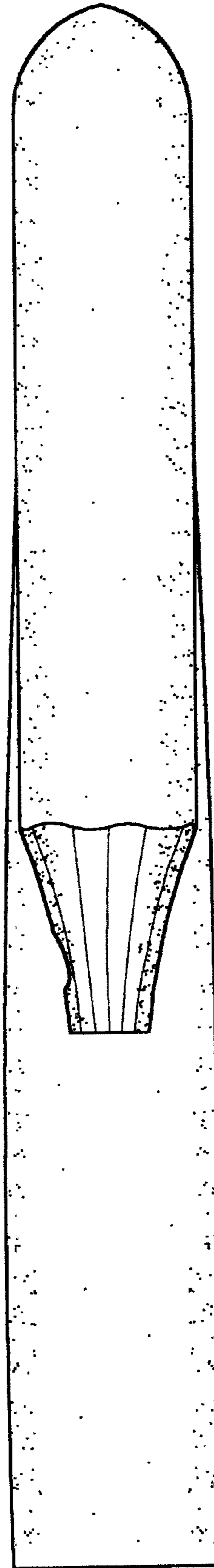


FIG. 4

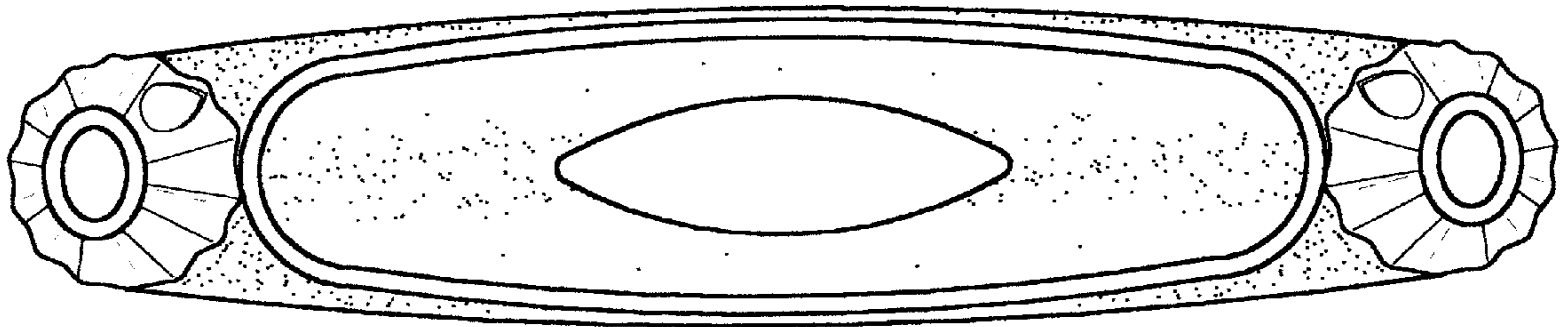
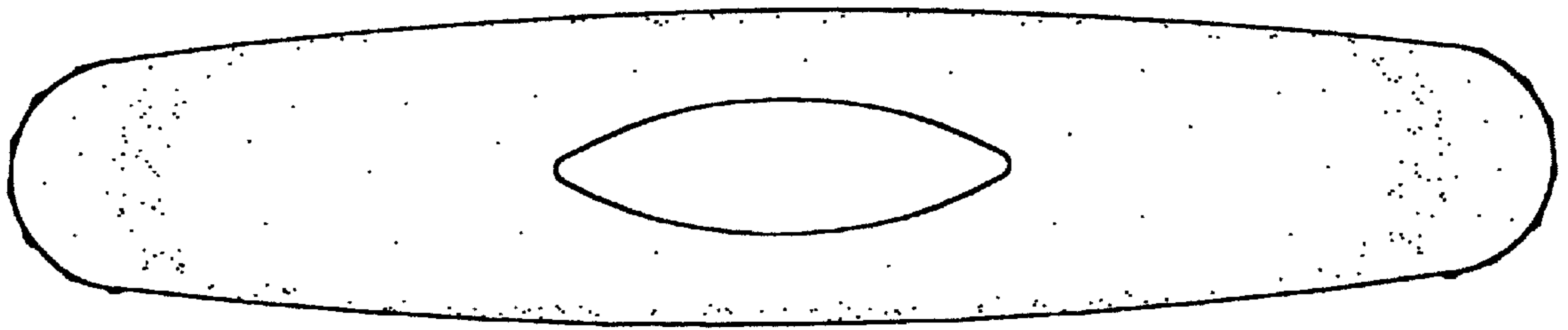


FIG. 5

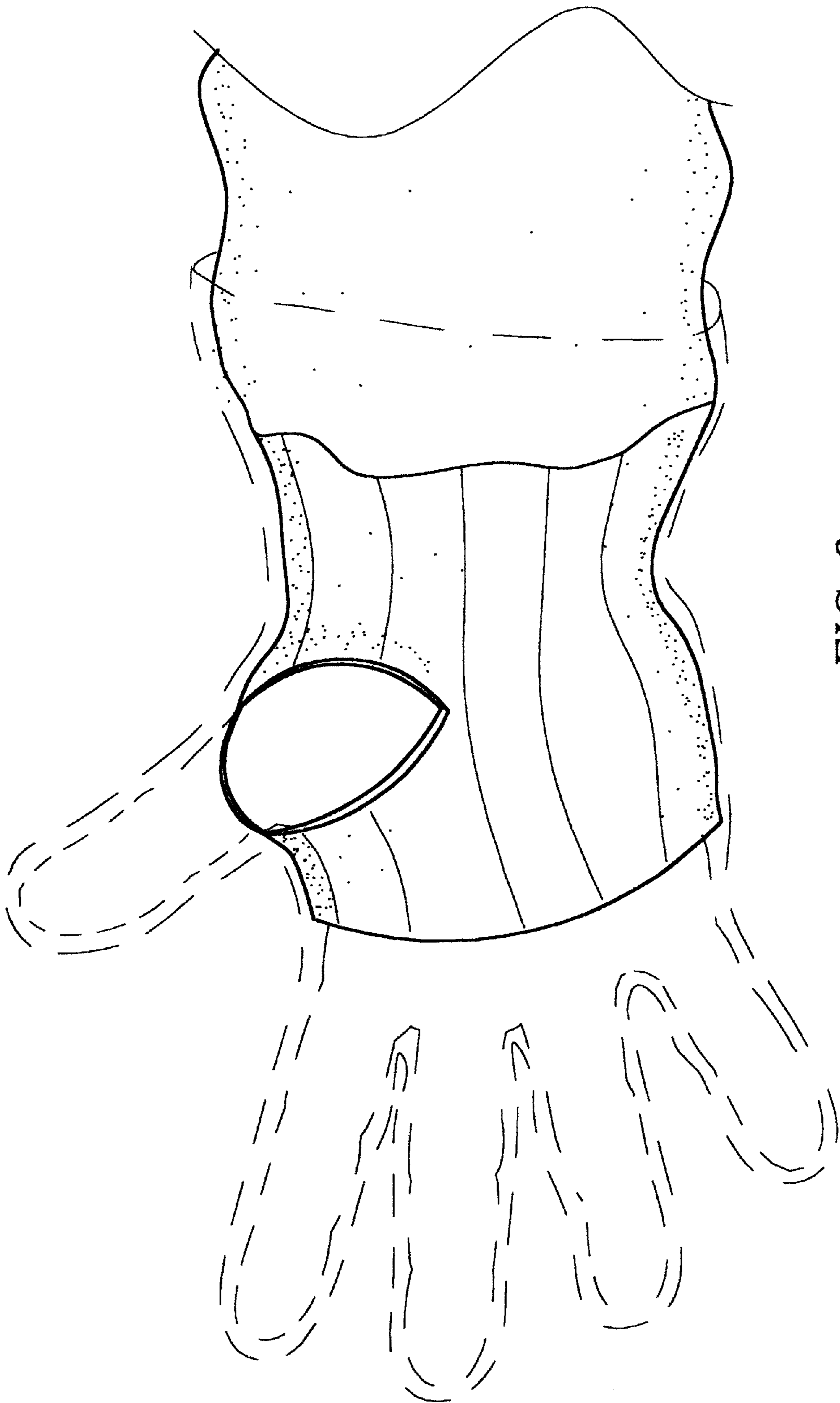


FIG. 6