



US00D469941S

(12) **United States Design Patent**
Wheaton, Jr.

(10) **Patent No.:** **US D469,941 S**

(45) **Date of Patent:** **** *Feb. 4, 2003**

(54) **PALLET**

(75) **Inventor:** **Christopher S. C. Wheaton, Jr.,**
Cheltenham (GB)

(73) **Assignee:** **Cypher Co Limited (GB)**

(*) **Notice:** This patent is subject to a terminal disclaimer.

(**) **Term:** **14 Years**

(21) **Appl. No.:** **29/115,670**

(22) **Filed:** **Dec. 17, 1999**

(51) **LOC (7) Cl.** **09-08**

(52) **U.S. Cl.** **D34/38**

(58) **Field of Search** D34/38; D9/455,
D9/456; 206/391, 386, 394, 557, 514; 108/51.11,
901, 53.3, 54.1, 55.3, 56.1, 57.1

(56) **References Cited**

U.S. PATENT DOCUMENTS

- D153,209 S * 3/1949 Reamer D9/455
- D180,396 S * 6/1957 Emery D9/456
- D189,891 S * 3/1961 Schilling D9/455
- 3,140,672 A * 7/1964 Luca 108/51.11

- D203,628 S * 2/1966 Vigue D9/456
- D214,022 S * 5/1969 Ringlen D9/455
- D215,270 S * 9/1969 Gutsche et al. D9/456
- 3,467,032 A * 9/1969 Rowlands et al. 108/53.3
- D267,628 S * 1/1983 Driscoll et al. D9/456 X
- D284,841 S * 7/1986 Rowland et al. D9/456
- D320,880 S * 10/1991 Brunin D34/38
- D420,220 S * 2/2000 Apps et al. D9/456

* cited by examiner

Primary Examiner—Cynthia E. Ramirez

(74) *Attorney, Agent, or Firm*—Andrus, Scales, Starke & Sawall, LLP

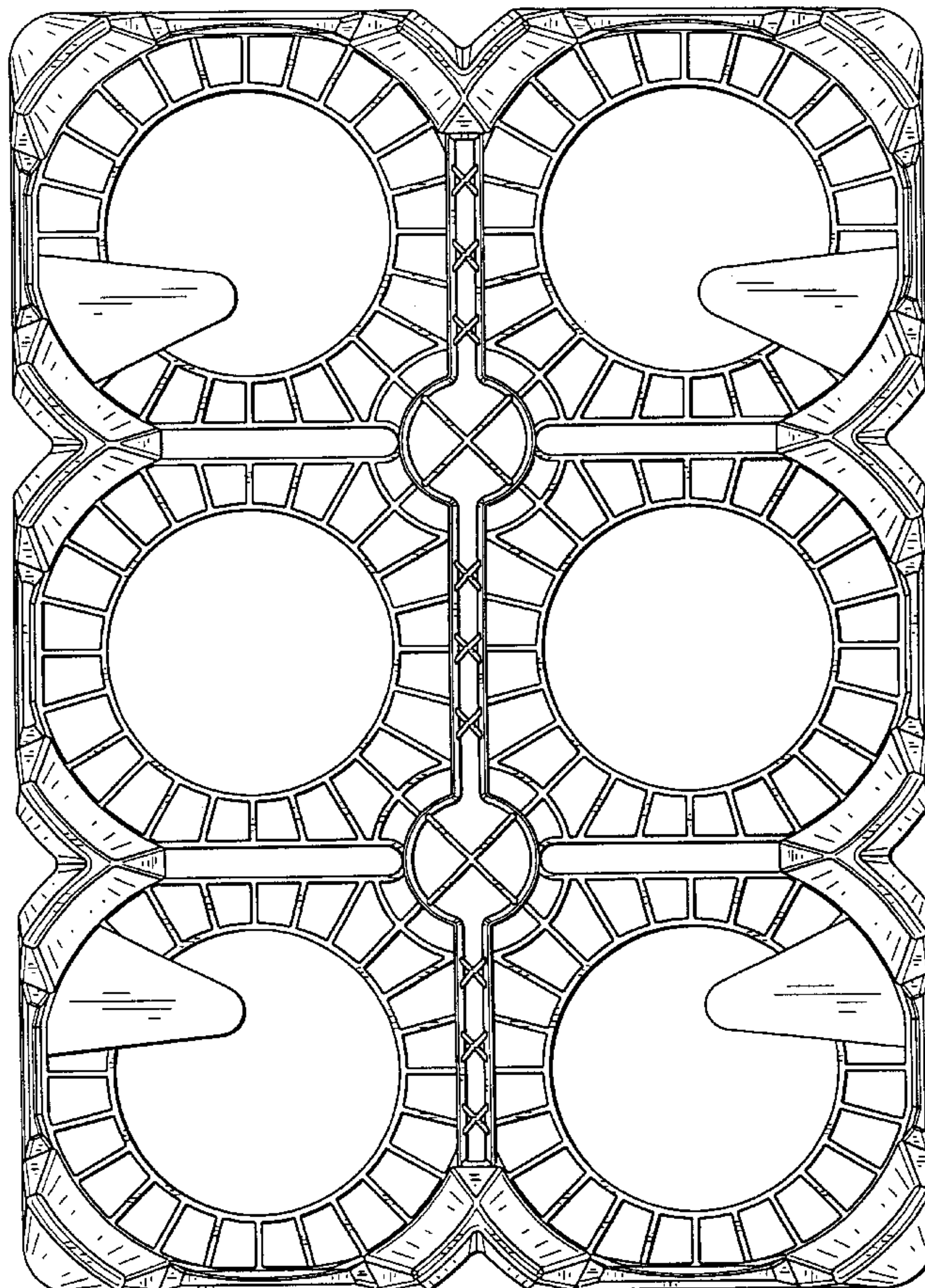
(57) **CLAIM**

I claim the ornamental design for a pallet, as shown and described.

DESCRIPTION

FIG. 1 is a top view of a pallet;
FIG. 2 is a side elevational view of the pallet shown in FIG. 1; and,
FIG. 3 is an end view of the pallet shown in FIG. 1.
Applicant disclaims the bottom part of the pallet as part of the claimed design.

1 Claim, 2 Drawing Sheets



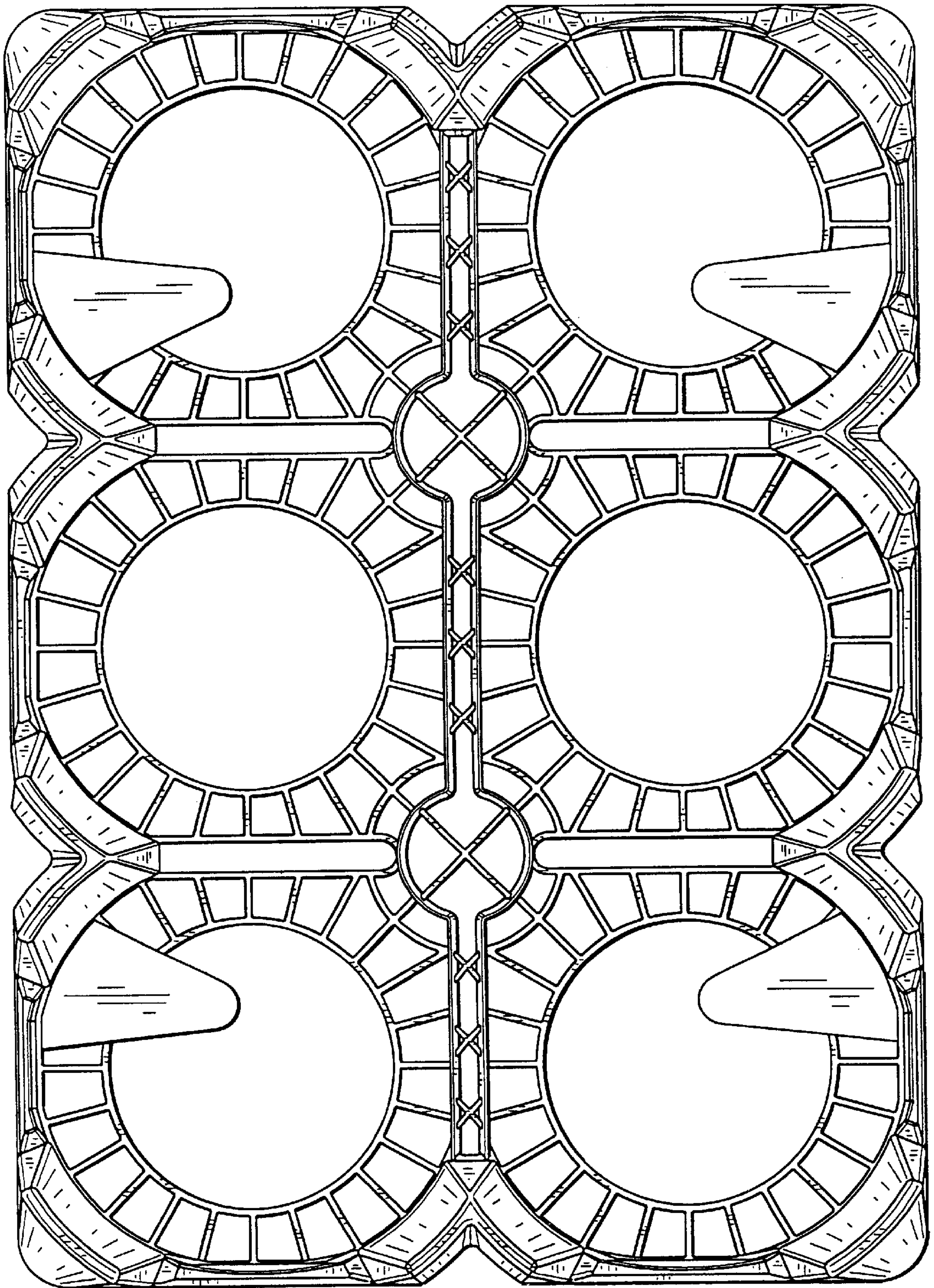


FIG. 1

FIG. 2




FIG. 3

