



US00D469924S

(12) **United States Design Patent**
Farrell

(10) **Patent No.:** **US D469,924 S**

(45) **Date of Patent:** **** Feb. 4, 2003**

(54) **HAIR ROLLER**

OTHER PUBLICATIONS

(75) Inventor: **Joel A. Farrell**, Tucson, AZ (US)

(73) Assignee: **Velcro Industries B.V.**, Curacao (AN)

(**) Term: **14 Years**

(21) Appl. No.: **29/140,767**

(22) Filed: **Apr. 24, 2001**

(51) **LOC (7) Cl.** **28-03**

(52) **U.S. Cl.** **D28/37**

(58) **Field of Search** D28/35, 37, 38;
132/212, 223-272; 219/222, 225

(56) **References Cited**

U.S. PATENT DOCUMENTS

3,204,646	A	*	9/1965	Chamberlin	132/250
3,419,018	A	*	12/1968	Solomon	132/262
3,540,457	A	*	11/1970	Solomon	132/233
4,502,496	A	*	3/1985	Thomas et al.	132/233
5,826,596	A	*	10/1998	Brenn-Albertoni	132/262
5,901,711	A	*	5/1999	Jeremy	132/226
6,092,534	A	*	7/2000	Cheung	132/226
D439,373	S	*	3/2001	Cheung	D28/37

FOREIGN PATENT DOCUMENTS

EP 93629 * 11/1983 132/250

Sample of a purple, large diameter hair roller submitted by applicant, known to be on sale in the U.S. more than one year prior to the filing of the instant application.*

Hong Kong Enterprise Oct. 1996: 1) p. 169: curlers in the six rows on "page G"; 2) p. 253: curlers in 15/JB, 15/1, 15/2, 15/3, 15/4, 15/5, 15/6, 15/7, 15/8, 15/8A and 15/8B.*

* cited by examiner

Primary Examiner—Ted Shooman

Assistant Examiner—C Tuttle

(74) *Attorney, Agent, or Firm*—Fish & Richardson P.C.

(57) **CLAIM**

The ornamental design for a hair roller, as shown and described.

DESCRIPTION

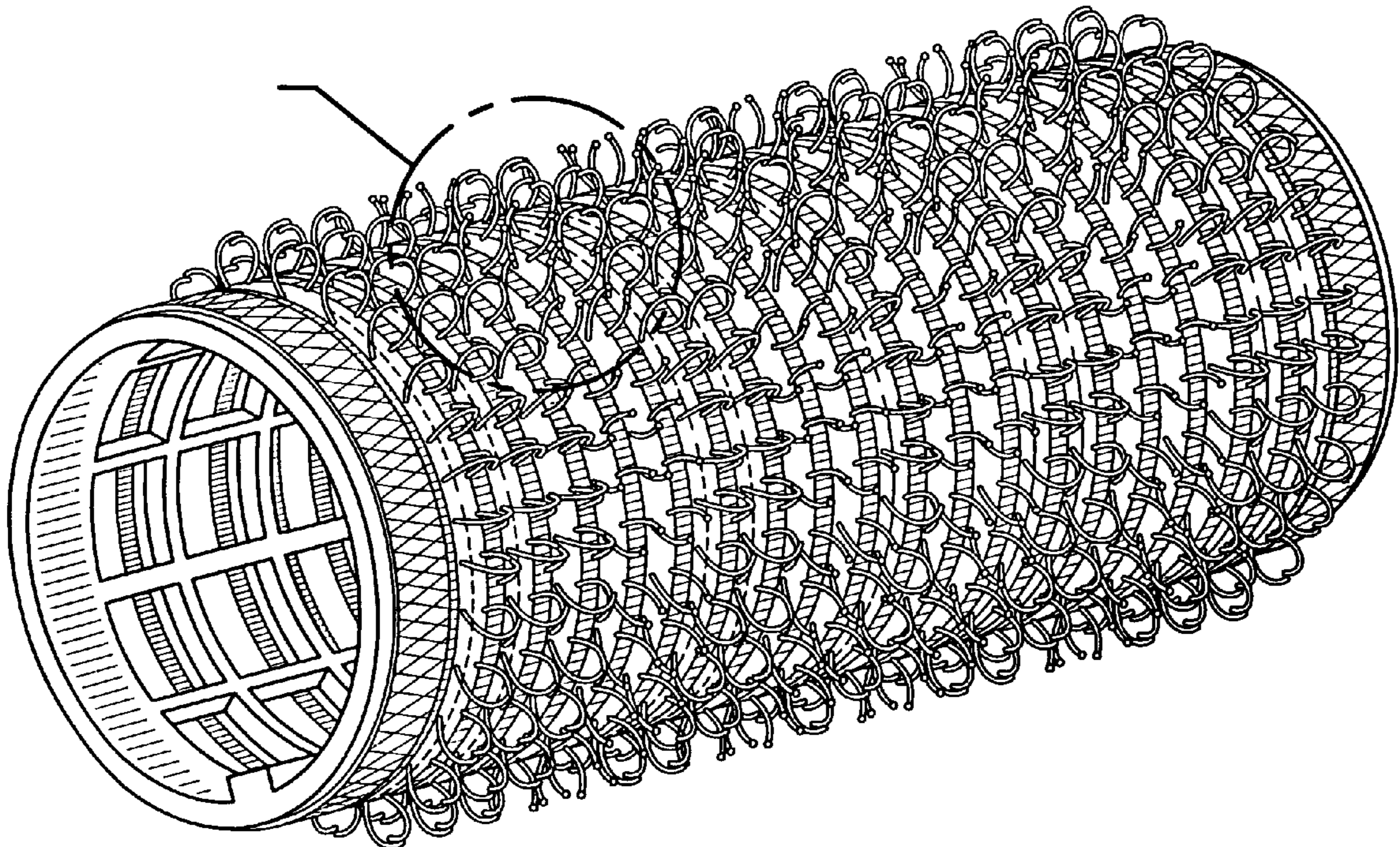
FIG. 1 is a perspective view of the hair roller;

FIG. 2 is an enlarged view of area 2 in FIG. 1;

FIG. 3 is a side view of the hair roller, showing the banded appearance of the webbing from which the projections extend; and,

FIG. 4 is an end view of the hair roller.

1 Claim, 1 Drawing Sheet



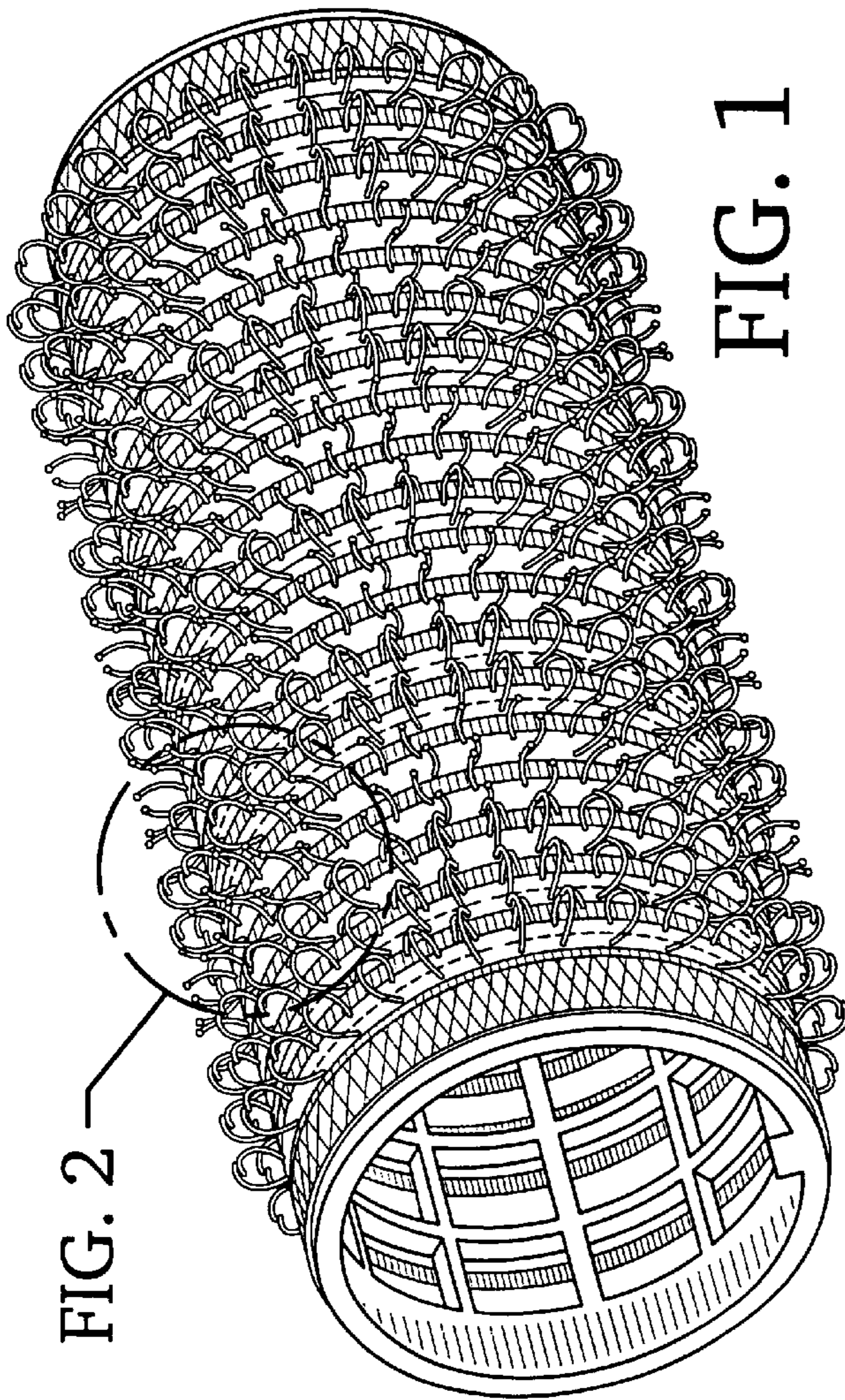


FIG. 1

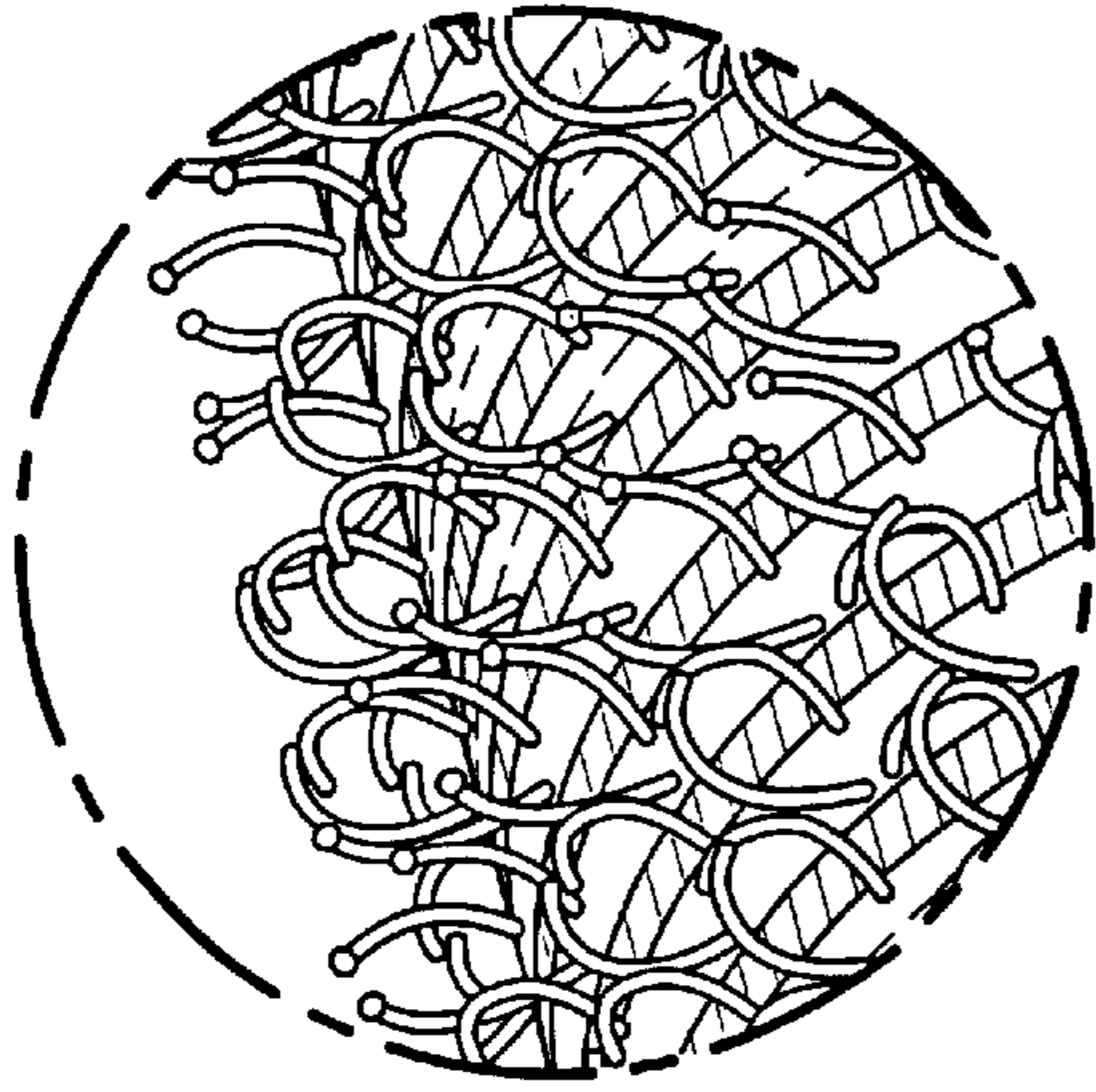


FIG. 2

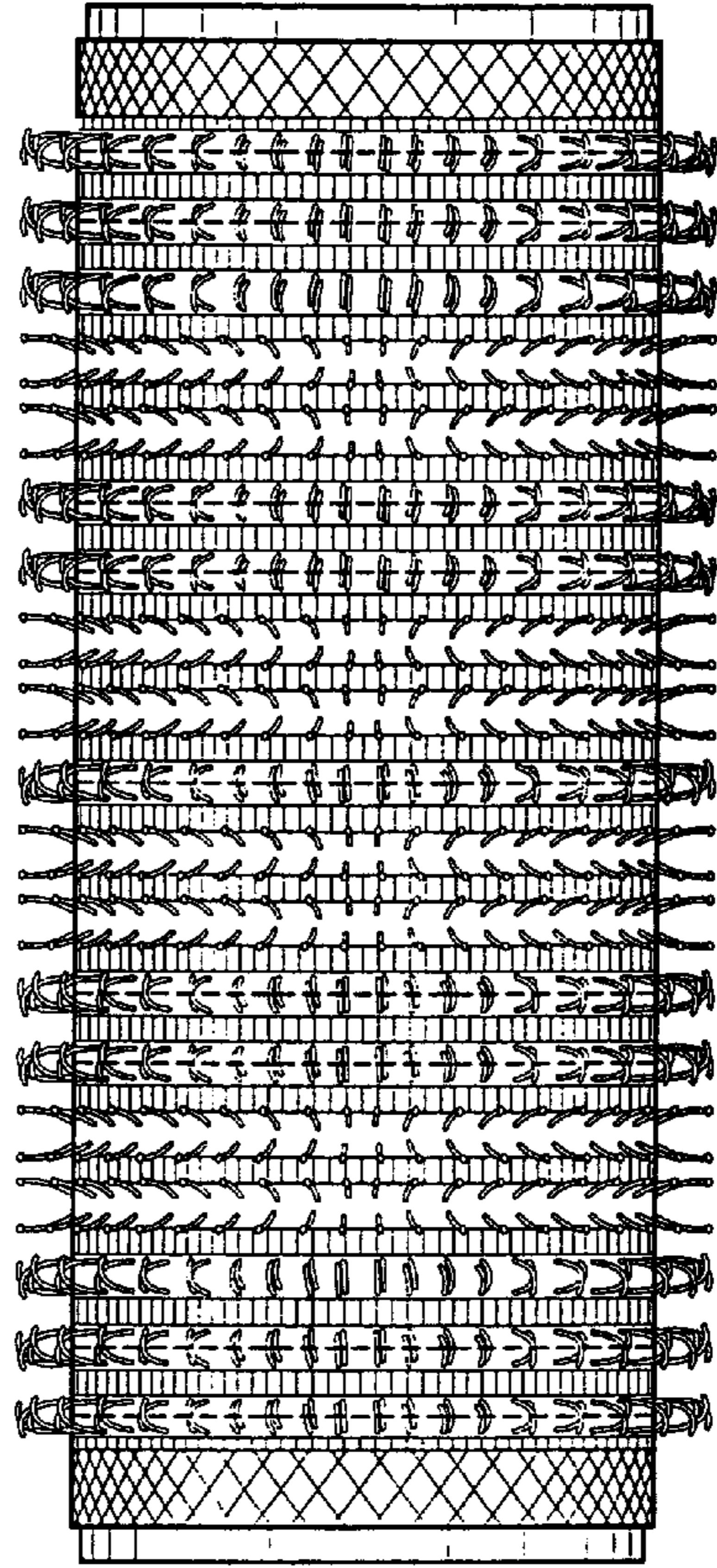


FIG. 3

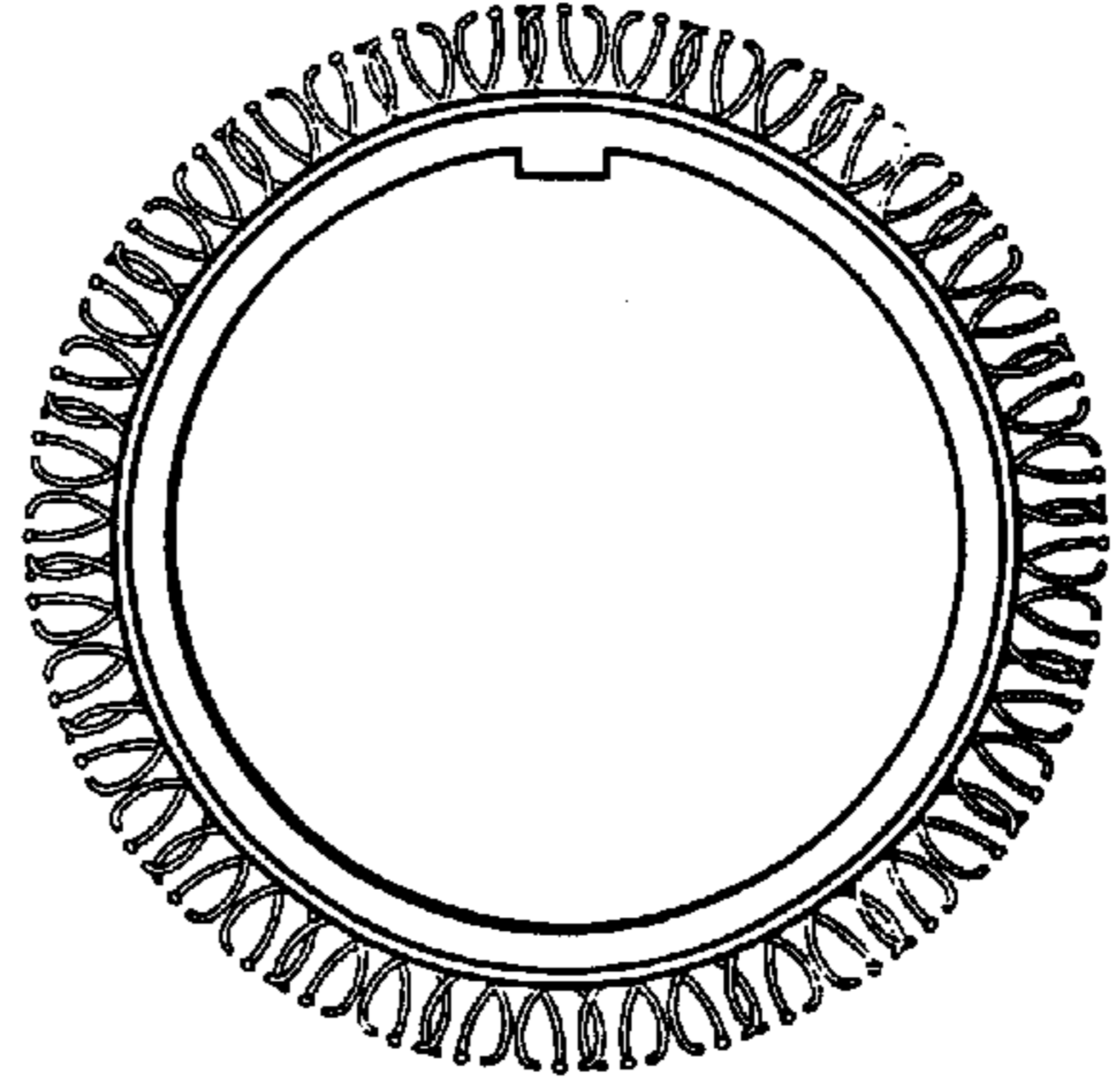


FIG. 4