



US00D469922S

(12) **United States Design Patent**  
**Cohen Harel**

(10) **Patent No.:** **US D469,922 S**

(45) **Date of Patent:** **\*\* Feb. 4, 2003**

(54) **LIGHTER**

(76) **Inventor:** **Yigal Cohen Harel**, Ploennies Street  
11, P-40885 Ratingen (DE)

(\*\*) **Term:** **14 Years**

(21) **Appl. No.:** **29/160,452**

(22) **Filed:** **May 10, 2002**

(51) **LOC (7) Cl.** ..... **27-05**

(52) **U.S. Cl.** ..... **D27/157**

(58) **Field of Search** ..... D27/141, 142,  
D27/143, 152-155, 157, 159, 160; 431/254-257,  
129, 132, 134, 135, 142, 143, 153

(56) **References Cited**

**U.S. PATENT DOCUMENTS**

D262,238 S	*	12/1981	Stuetzer	.....	D27/154
D262,493 S	*	12/1981	Stutzer	.....	D27/154
D296,245 S	*	6/1988	Fujisawa	.....	D27/141
D428,522 S	*	7/2000	Wong	.....	D27/141

\* cited by examiner

*Primary Examiner*—Jennifer Rivard

(74) *Attorney, Agent, or Firm*—Cowan, Liebowitz &  
Latman, P.C.; R. Lewis Gable

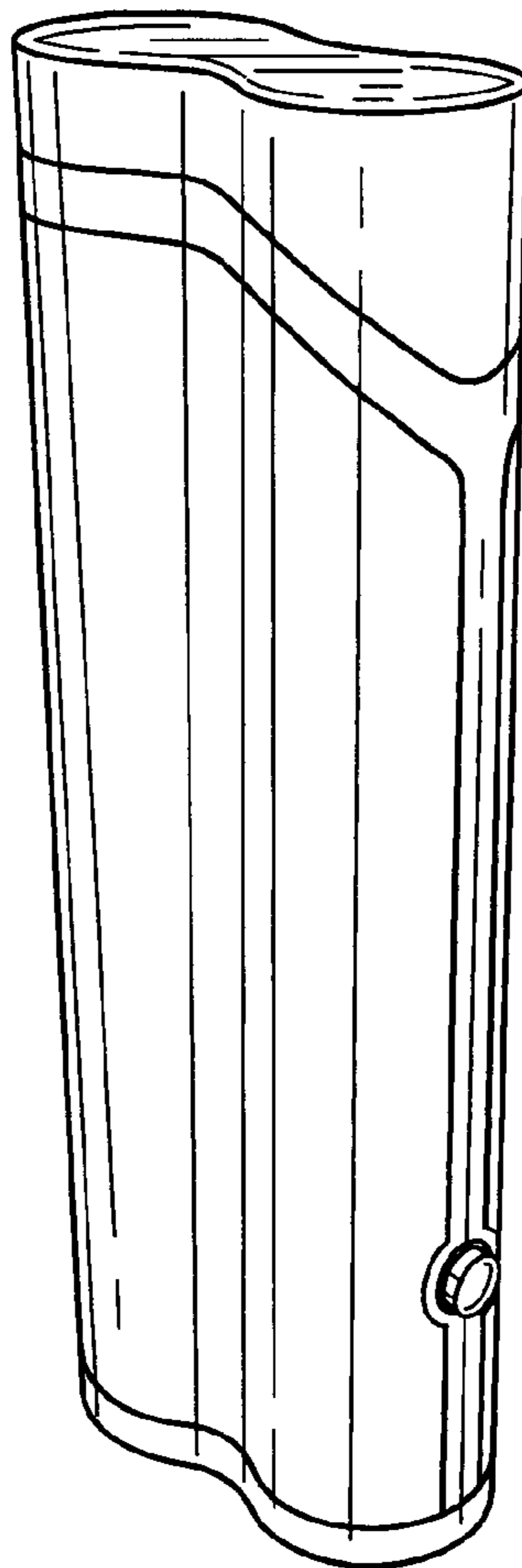
(57) **CLAIM**

The ornamental design for the lighter, as shown and described.

**DESCRIPTION**

FIG. 1 is a top, front and right side perspective view of the lighter;  
FIG. 2 is a top plan view of the embodiment of FIG. 1;  
FIG. 3 is a bottom plan view of the embodiment of FIG. 1;  
FIG. 4 is a front elevation of the embodiment of FIG. 1;  
FIG. 5 is a left side view of the embodiment of FIG. 1;  
FIG. 6 is a back elevation view of the embodiment of FIG. 1;  
and,  
FIG. 7 is a right side view of the embodiment of FIG. 1.

**1 Claim, 1 Drawing Sheet**






FIG. 7

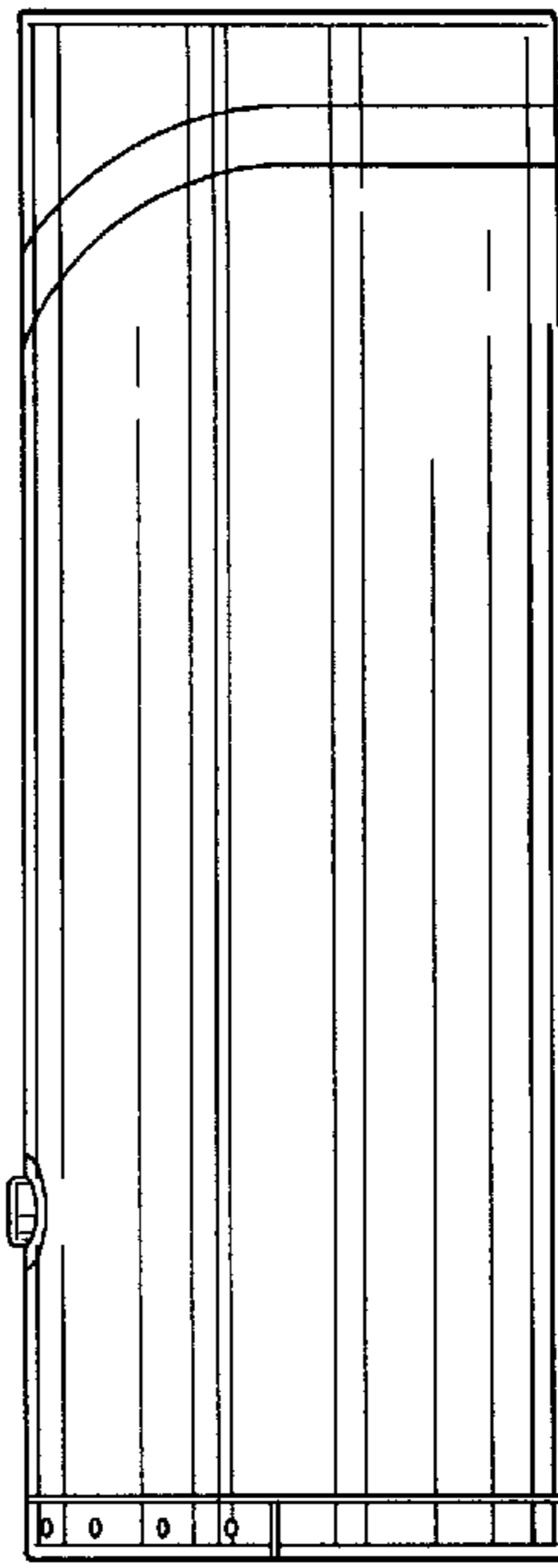


FIG. 6

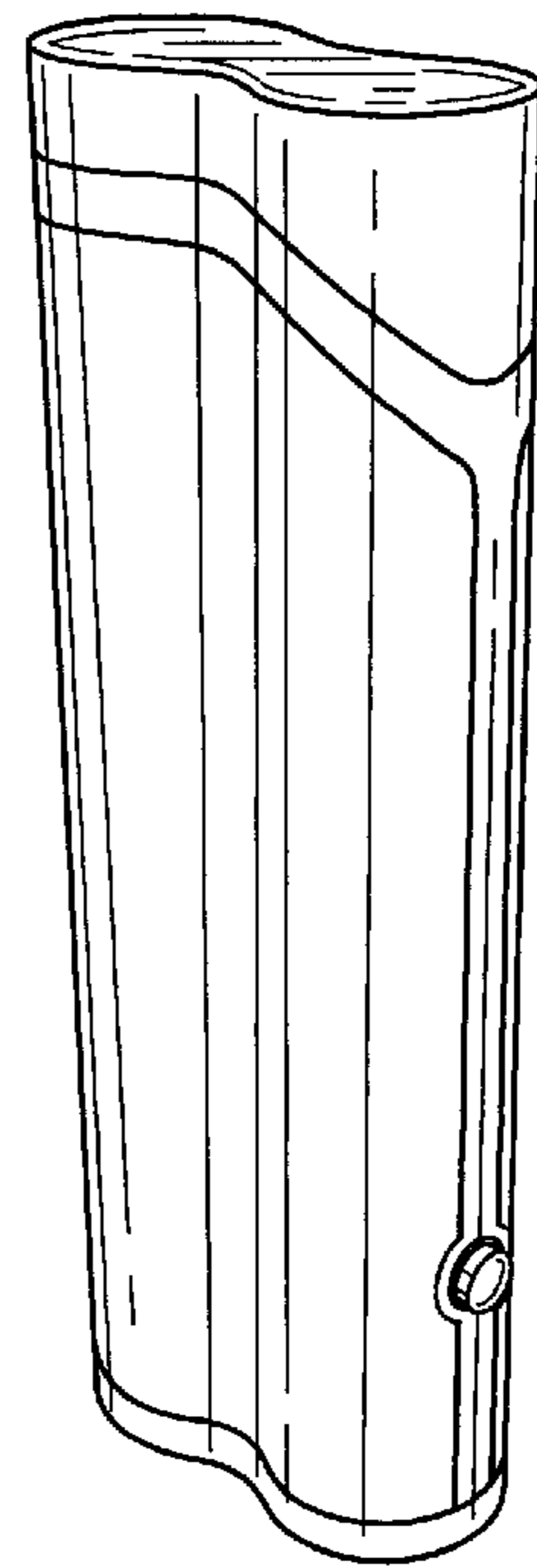


FIG. 1




FIG. 5




FIG. 4

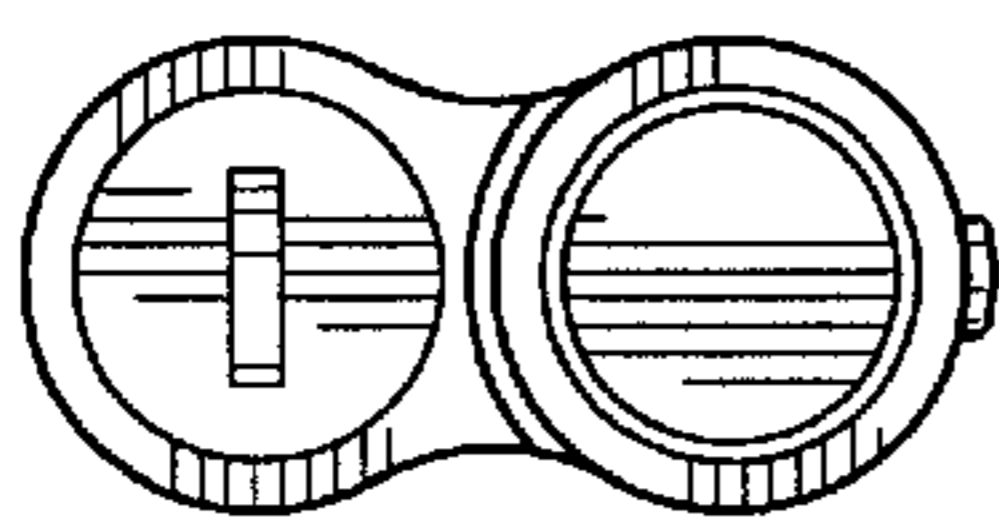


FIG. 3

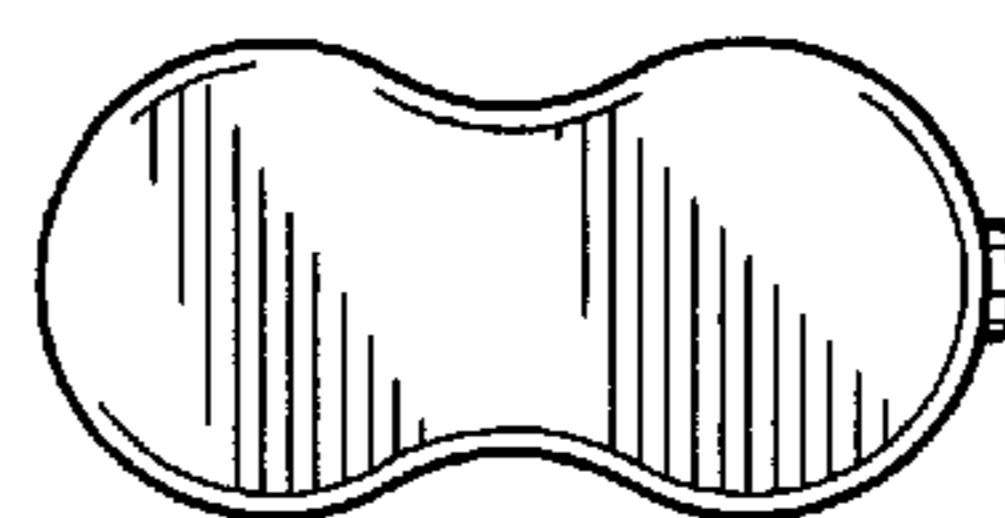


FIG. 2