



US00D469919S

(12) **United States Design Patent**  
**Lin**

(10) **Patent No.:** **US D469,919 S**

(45) **Date of Patent:** **\*\* Feb. 4, 2003**

(54) **PIEZOELECTRIC LIGHTER**

D452,584 S \* 12/2001 Chen ..... D27/157

(75) Inventor: **Jin Di Lin**, Wenzhou Zhejiang (CN)

\* cited by examiner

(73) Assignee: **Spec Enterprise Inc.**, S. El Monte, CA (US)

*Primary Examiner*—Jennifer Rivard

(74) *Attorney, Agent, or Firm*—Raymond Y. Chan; David and Raymond Patent Group

(\*\*) Term: **14 Years**

(57) **CLAIM**

(21) Appl. No.: **29/156,787**

The ornamental design for a piezoelectric lighter, as shown.

(22) Filed: **Mar. 8, 2002**

**DESCRIPTION**

(51) **LOC (7) Cl.** ..... **27-05**

FIG. 1 is a perspective view showing my new design.

(52) **U.S. Cl.** ..... **D27/141**

FIG. 2 is a front view thereof.

(58) **Field of Search** ..... D27/141, 142, D27/143, 152–155, 157, 159, 160; 431/254–257, 129, 132, 134, 135, 142, 143, 153

FIG. 3 is a rear view thereof.

FIG. 4 is a right end view thereof.

FIG. 5 is a left end view thereof.

FIG. 6 is a top view thereof; and,


FIG. 7 is a bottom view thereof.

(56) **References Cited**

**U.S. PATENT DOCUMENTS**

D447,834 S \* 9/2001 Chen ..... D27/157

**1 Claim, 7 Drawing Sheets**






FIG. 1




FIG. 2




FIG. 3




FIG. 4




FIG. 5




FIG. 6




FIG. 7