



US00D469917S

(12) **United States Design Patent**
Salley

(10) **Patent No.:** **US D469,917 S**

(45) **Date of Patent:** **** Feb. 4, 2003**

(54) **FLASHLIGHT LENS**

Primary Examiner—Jennifer Rivard

(74) *Attorney, Agent, or Firm—Browning Bushman P.C.*

(76) **Inventor:** **Sybil Salley**, P.O. Box 452, Pinehurst,
TX (US) 77362

(**) **Term:** **14 Years**

(57) **CLAIM**

(21) **Appl. No.:** **29/149,019**

I claim the ornamental design for a flashlight lens, as shown and described.

(22) **Filed:** **Oct. 1, 2001**

(51) **LOC (7) Cl.** **26-99**

(52) **U.S. Cl.** **D26/125**

(58) **Field of Search** D26/118, 113,
D26/125, 128, 120, 37, 47; 362/186, 208,
326-340, 363

DESCRIPTION

(56) **References Cited**

U.S. PATENT DOCUMENTS

| | | | | | |
|------------|---|--------|------------|-------|---------|
| 641,166 A | * | 1/1900 | Synnott | | 362/334 |
| D140,753 S | * | 4/1945 | Purcell | | D26/120 |
| D438,657 S | * | 3/2001 | Brandstedt | | D26/38 |

FIG. 1 is a front elevation view of a flashlight lens showing my new design;
FIG. 2 is a left side view thereof;
FIG. 3 is a right side view thereof;
FIG. 4 is a rear elevation view thereof; and,
FIG. 5 is a top view thereof.

The broken line environmental showing is for illustrative purposes only and forms no part of the claimed design.

* cited by examiner

1 Claim, 1 Drawing Sheet

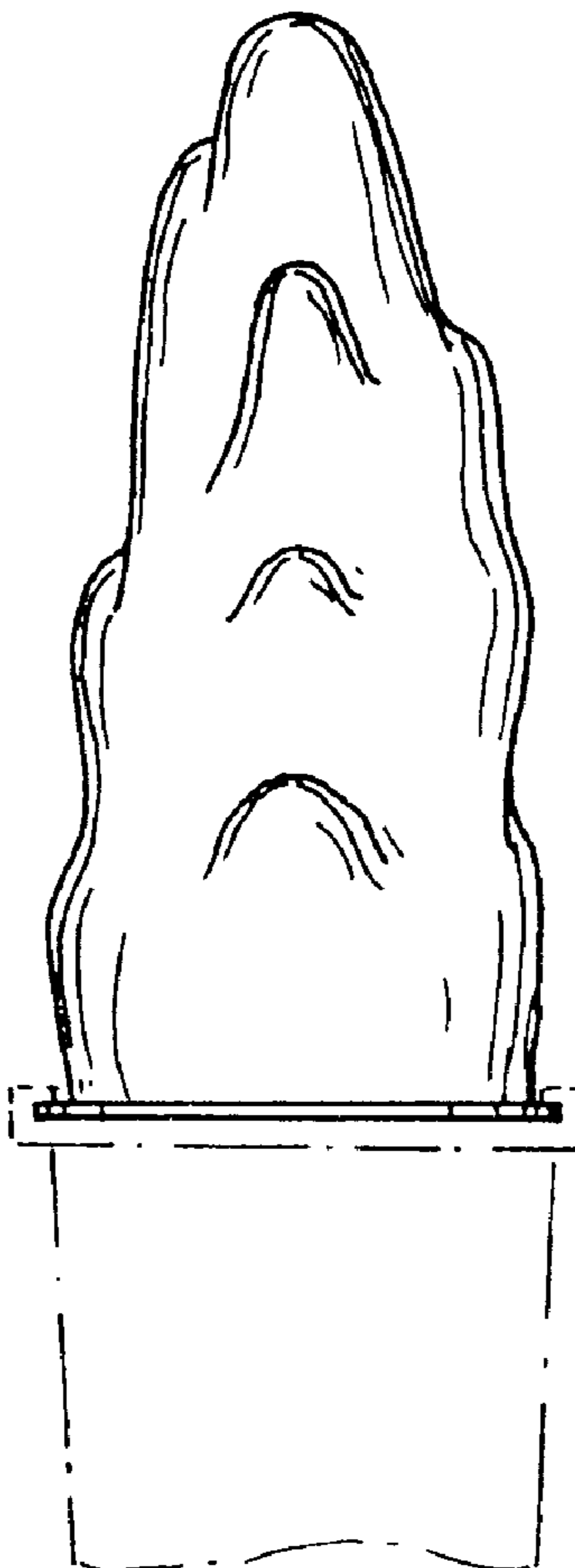


FIG. 2




FIG. 1

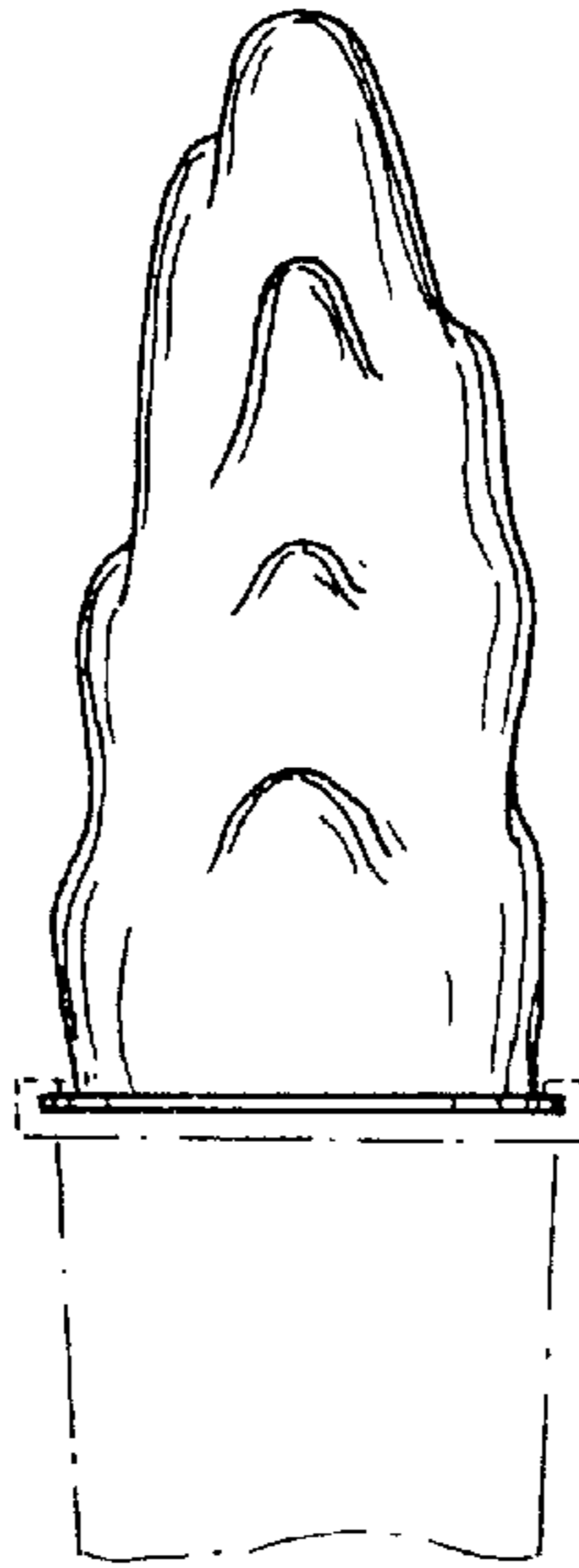


FIG. 3

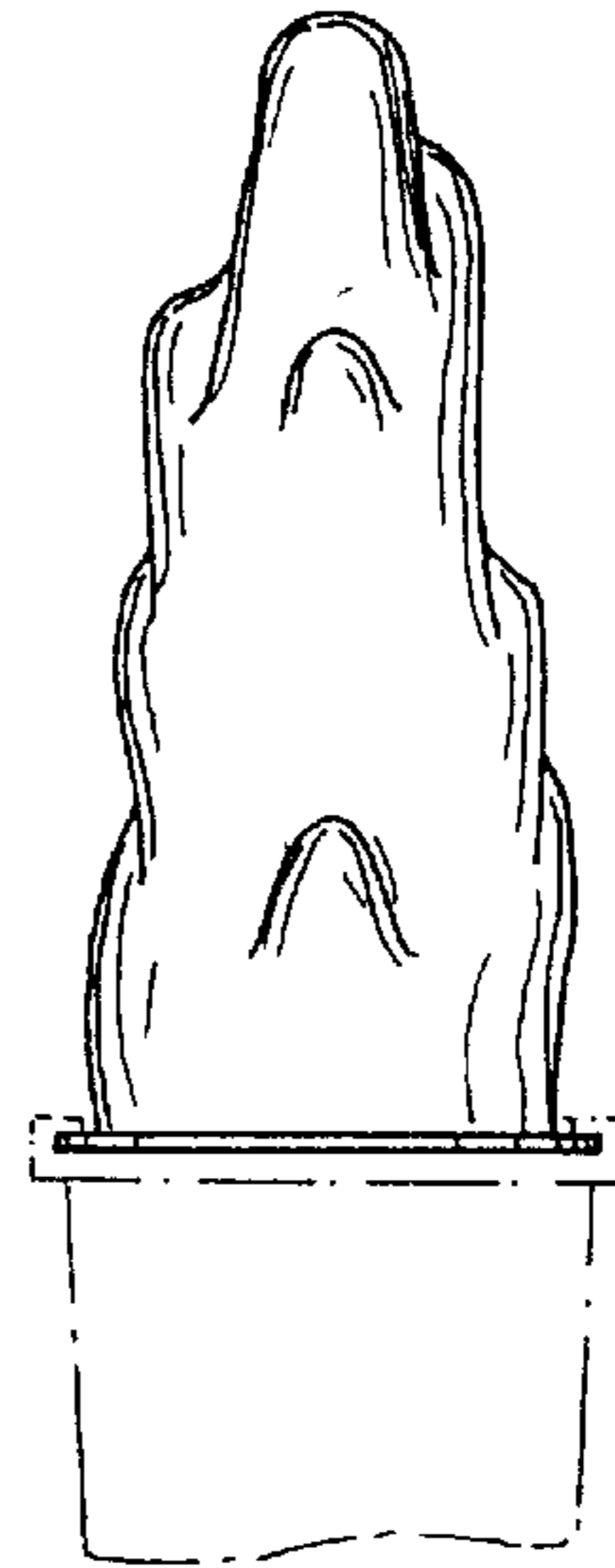


FIG. 4

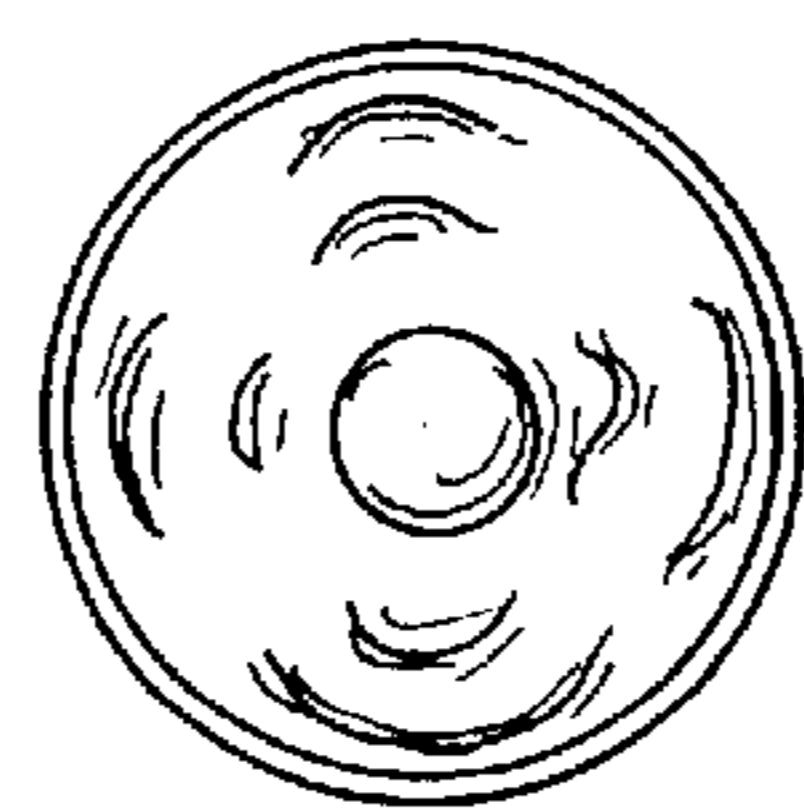
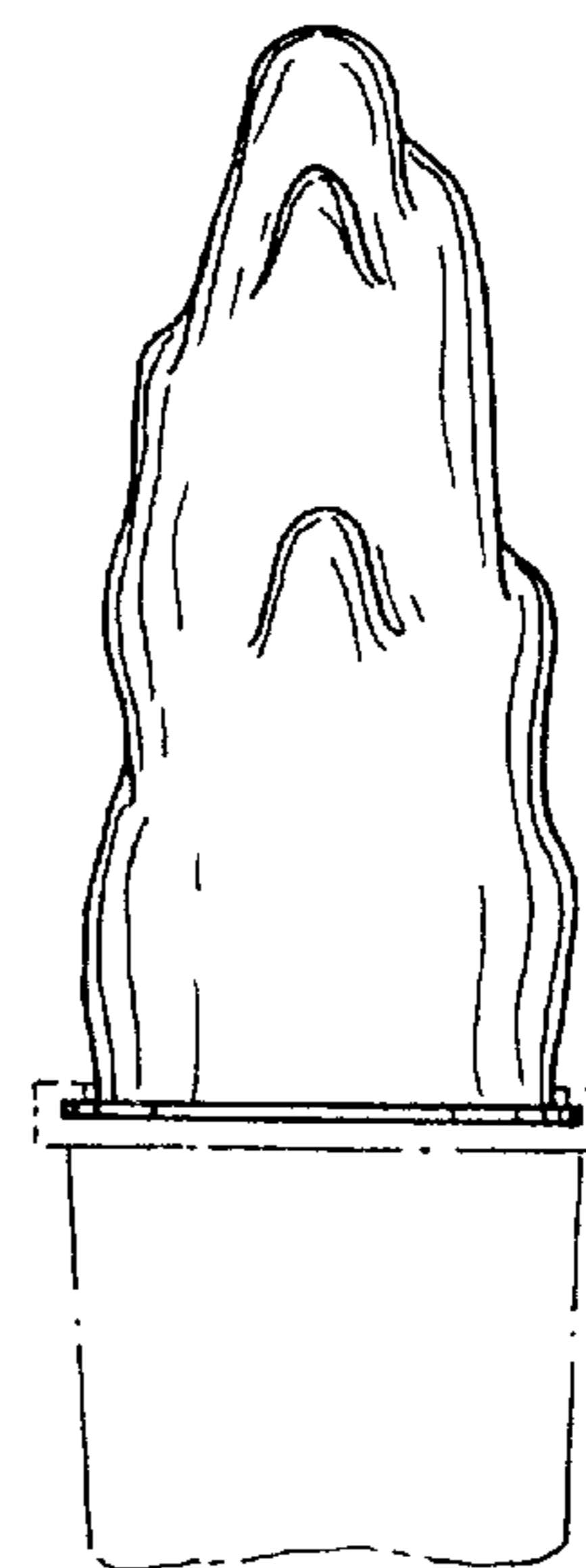


FIG. 5