



US00D469894S

(12) **United States Design Patent**
Hsu

(10) **Patent No.:** **US D469,894 S**

(45) **Date of Patent:** **** Feb. 4, 2003**

(54) **TAIL LIGHT**

D459,510 S * 6/2002 Horowitz D26/28

(75) **Inventor:** **Sung-Po Hsu, Tainan (TW)**

* cited by examiner

(73) **Assignee:** **TYC Brother Industrial Co., Ltd. (TW)**

Primary Examiner—Marcus A. Jackson

(74) *Attorney, Agent, or Firm*—Ostrolenk, Faber, Gerb & Soffen, LLP

(**) **Term:** **14 Years**

(57) **CLAIM**

(21) **Appl. No.:** **29/155,176**

The ornamental design for tail light, as shown and described.

(22) **Filed:** **Feb. 5, 2002**

DESCRIPTION

(51) **LOC (7) Cl.** **26-04**

(52) **U.S. Cl.** **D26/28**

(58) **Field of Search** D26/28-36, 120,
D26/122; 362/61, 80, 81, 82, 83, 83.4,
267, 269, 275

FIG. 1 is a perspective view of tail light showing my new design;

FIG. 2 is a front elevational view thereof;

FIG. 3 is a rear elevational view thereof;

FIG. 4 is a left side elevational view thereof;

FIG. 5 is a right side elevational view thereof;

FIG. 6 is a top plan view thereof; and,

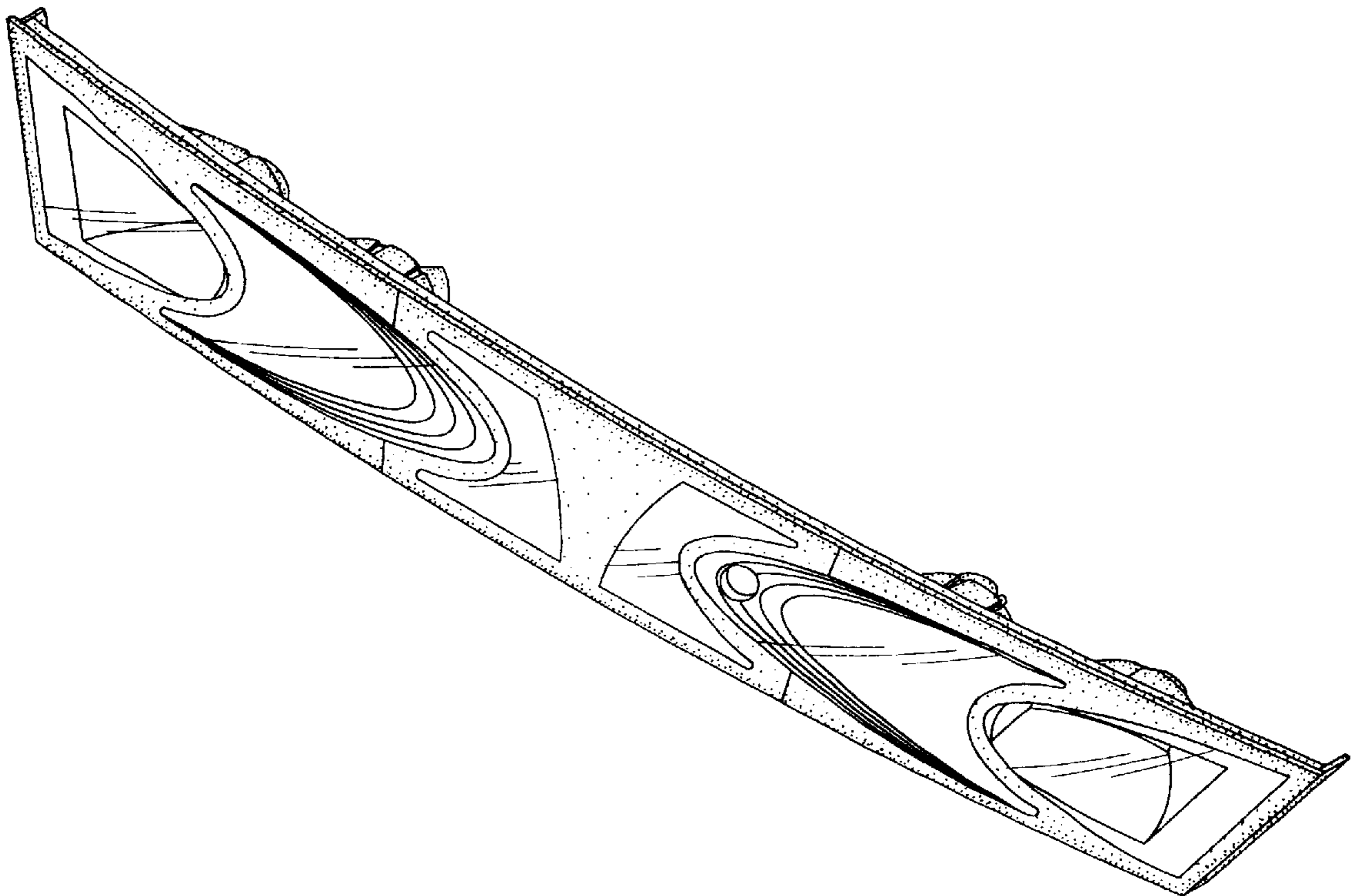
FIG. 7 is a bottom plan view thereof.

(56) **References Cited**

U.S. PATENT DOCUMENTS

D457,975 S * 5/2002 Horowitz D26/28

1 Claim, 4 Drawing Sheets



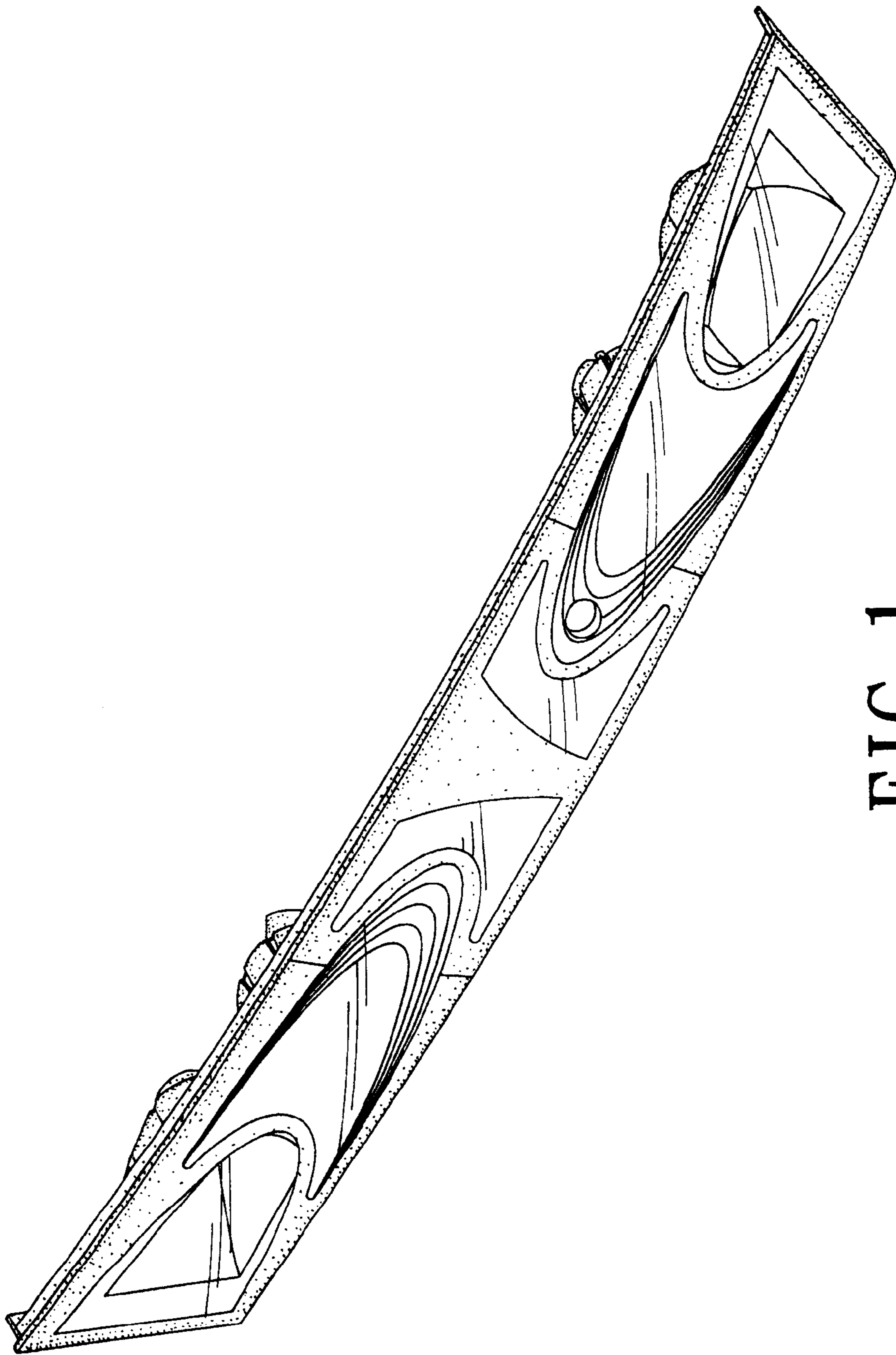


FIG. 1

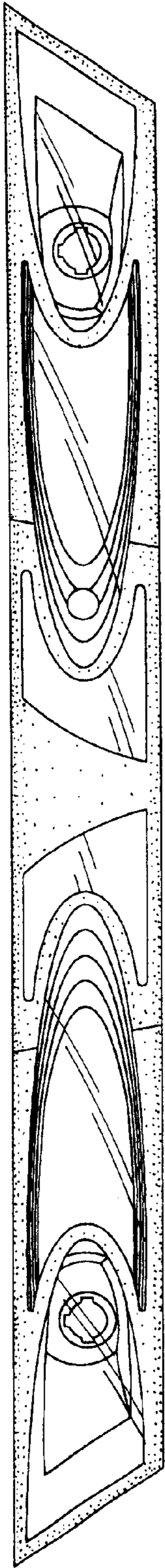


FIG. 2

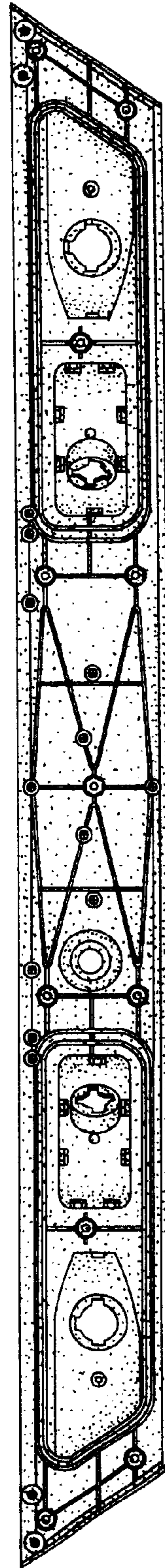


FIG. 3

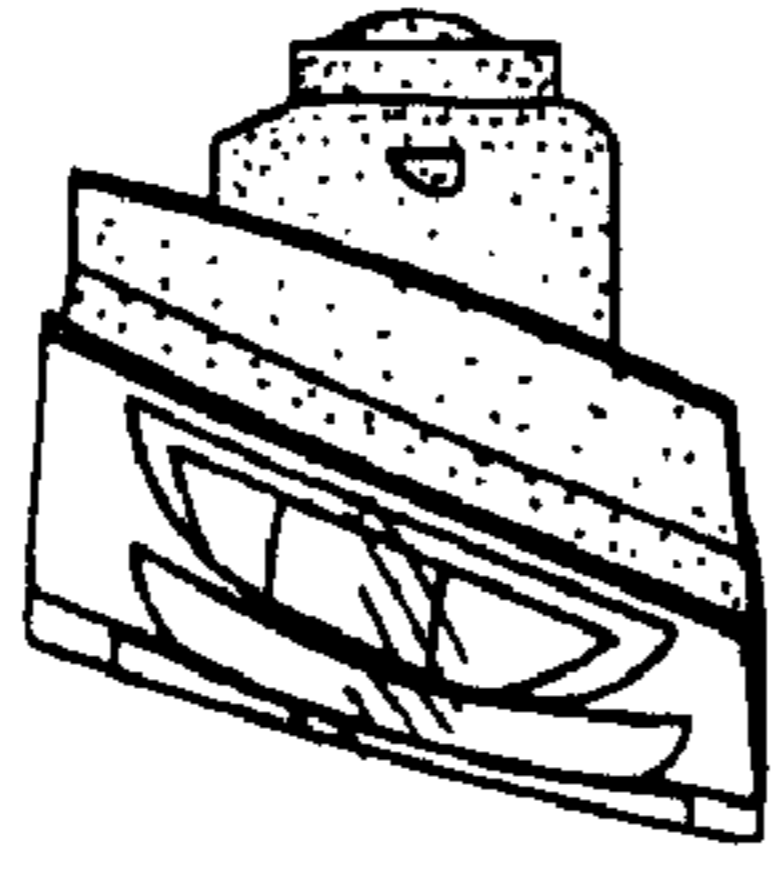


FIG. 5




FIG. 4

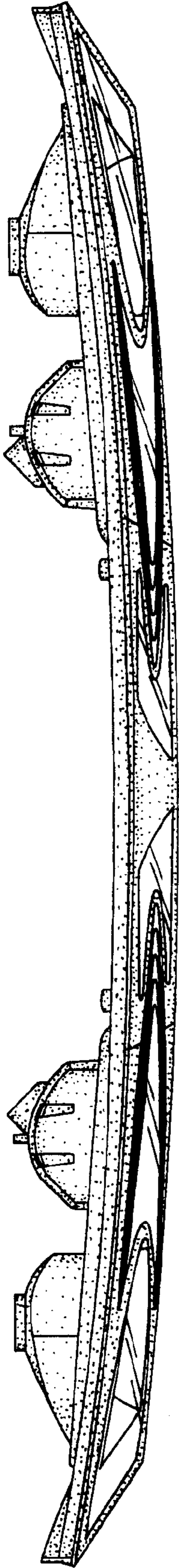


FIG. 6




FIG. 7