



US00D469889S

(12) **United States Design Patent**  
**O'Hagin**

(10) **Patent No.:** **US D469,889 S**

(45) **Date of Patent:** **\*\* Feb. 4, 2003**

(54) **PRIMARY ROOF VENT**

**FOREIGN PATENT DOCUMENTS**

(76) Inventor: **Harry T. O'Hagin**, 1349 Cunningham Rd., Sebastopol, CA (US) 95472

(\*\*) Term: **14 Years**

(21) Appl. No.: **29/159,653**

(22) Filed: **Apr. 25, 2002**

(51) **LOC (7) Cl.** ..... **25-99**

(52) **U.S. Cl.** ..... **D25/199**

(58) **Field of Search** ..... 52/198, 199; 454/365; D25/199

(56) **References Cited**

**U.S. PATENT DOCUMENTS**

938,930 A	11/1909	Wiest	
1,381,630 A	6/1921	Goodrich	
1,496,670 A	6/1924	Floyd	
2,692,548 A	10/1954	Knorr	
2,905,072 A	9/1959	Oswald	
3,093,059 A	6/1963	Metz	
3,238,862 A	3/1966	Smith et al.	
4,090,435 A	5/1978	Vallée	
4,297,818 A	11/1981	Anderson	
4,498,267 A	2/1985	Beck	
4,545,291 A	10/1985	Kutsch et al.	
4,803,816 A	2/1989	Klöber	
4,899,505 A	2/1990	Williamson et al.	
4,903,445 A *	2/1990	Mankowski	52/199
5,326,318 A	7/1994	Rotter	
5,549,513 A	8/1996	Thomas et al.	
5,593,348 A	1/1997	Rickert	
5,697,842 A	12/1997	Donnelly	
5,738,581 A	4/1998	Rickert et al.	
5,766,071 A	6/1998	Kirkwood	
6,050,039 A	5/2000	O'Hagin	
D456,531 S *	4/2002	O'Hagin et al.	D25/199

DE	2 128 035	12/1972
EP	0 695 839 A1	2/1996
FR	2 476 722	2/1980
FR	2 683 570	11/1991
FR	2 683 571	11/1991
FR	2 687 181	2/1992
FR	2 698 902	9/1993
GB	593645	10/1947
GB	1336505	11/1973
GB	1393977	5/1975
GB	2145131 B	6/1986
GB	2187222 A	9/1987
GB	2199860 A	7/1988
GB	2243169 A	10/1991
GB	2262295	6/1993
GB	2262949 A	7/1993
GB	2236775 B	8/1993
GB	2288227 A	10/1995
NL	9000176	1/1990
WO	WO 98/15701	4/1998
WO	WO 99/45327	9/1999

\* cited by examiner

*Primary Examiner*—Doris Clark

(74) *Attorney, Agent, or Firm*—Knobbe, Martens, Olson & Bear, LLP

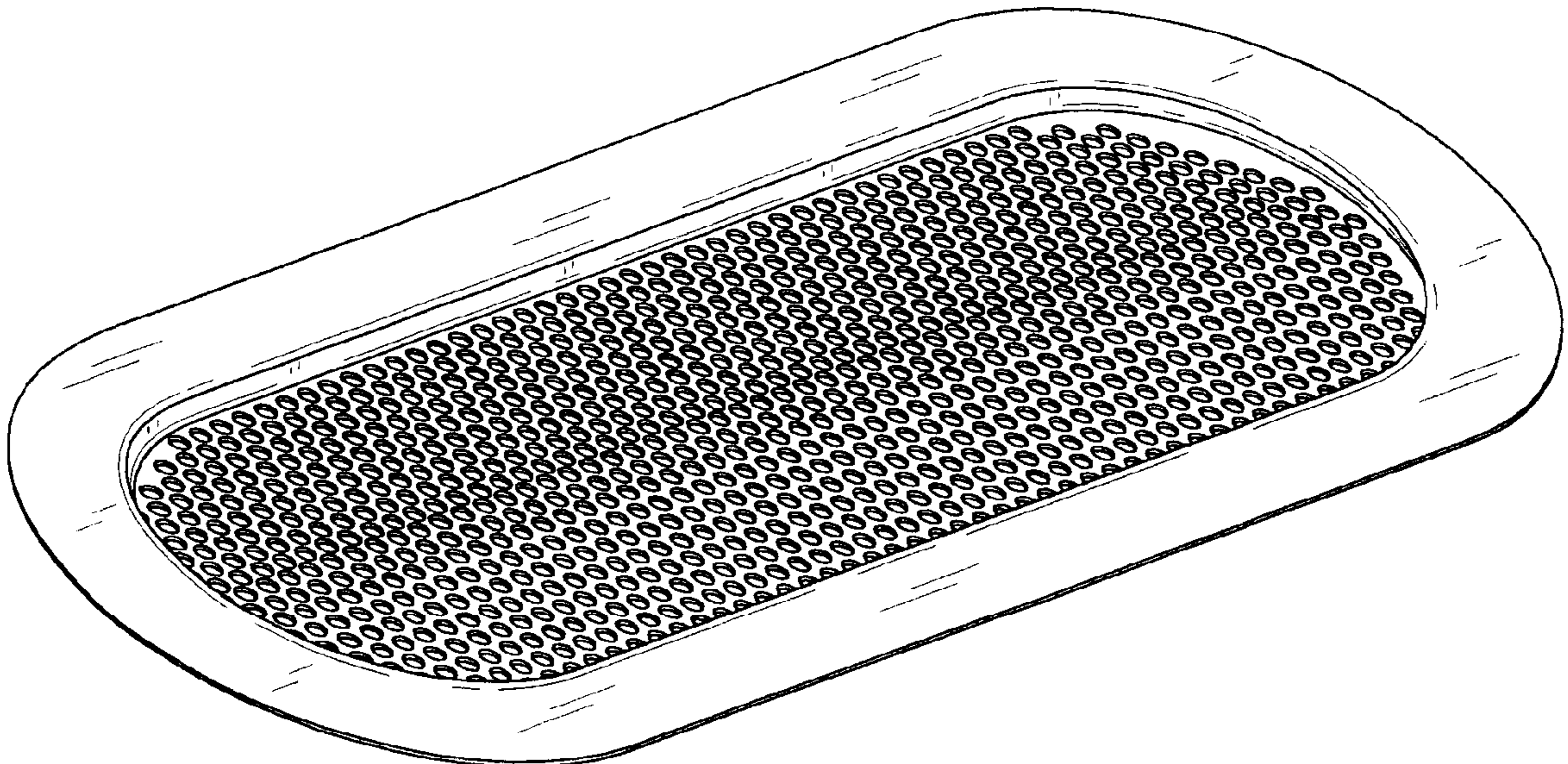
(57) **CLAIM**

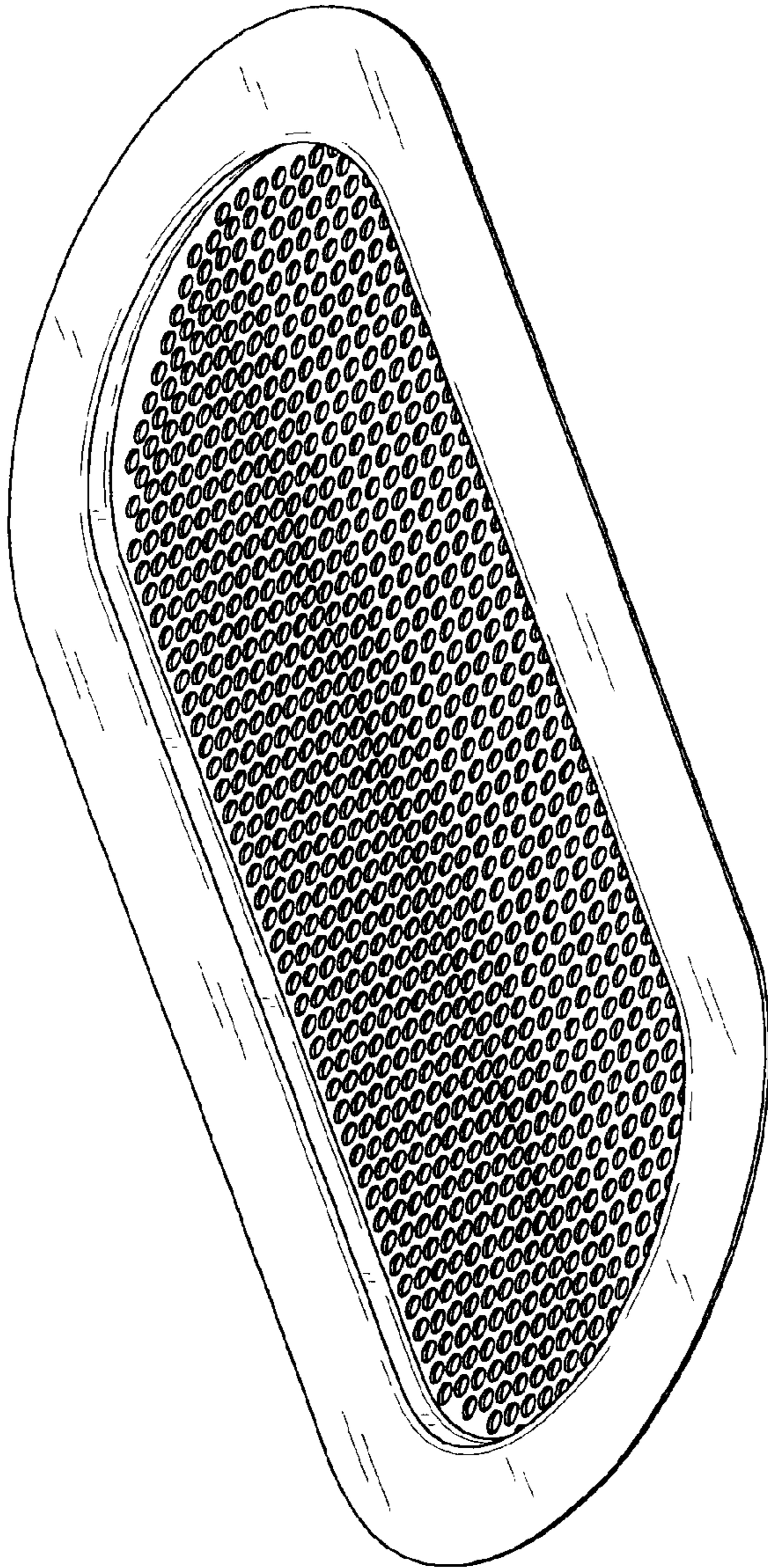
The ornamental design for a primary roof vent, as shown and described.

**DESCRIPTION**

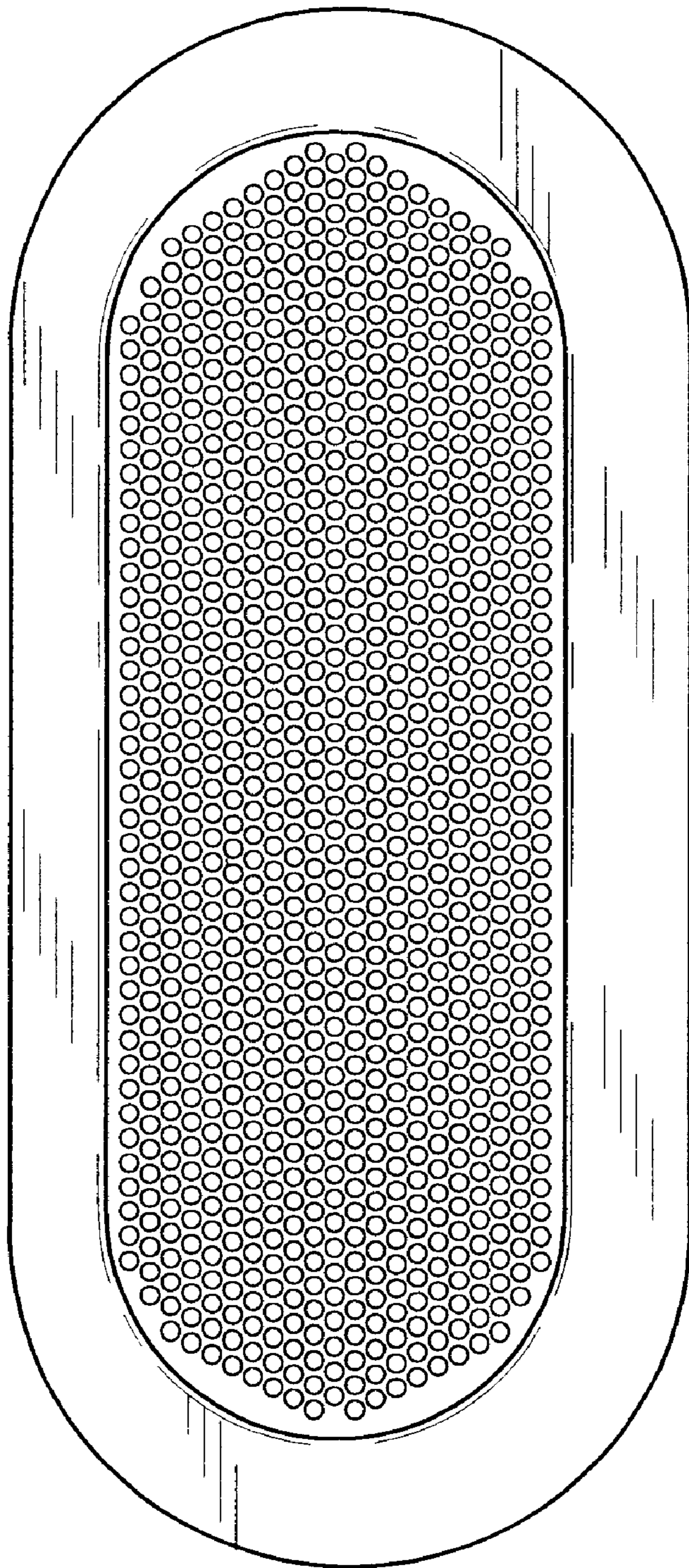
FIG. 1 is a top perspective view of a primary roof vent showing my new design; FIG. 2 is a top plan view thereof; FIG. 3 is a side view thereof; and, FIG. 4 is an end view thereof.

**1 Claim, 3 Drawing Sheets**

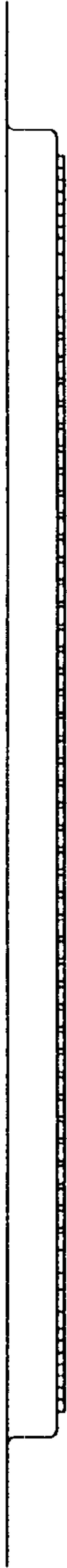




*FIG. 1*



*FIG. 2*



*FIG. 3*



*FIG. 4*