



US00D469877S

(12) **United States Design Patent**
Felix et al.

(10) **Patent No.:** **US D469,877 S**

(45) **Date of Patent:** **** Feb. 4, 2003**

(54) **HANDHELD ULTRASONIC DISPLAY
DEVICE WITH COVER**

(75) Inventors: **Ian Felix**, Los Gatos, CA (US); **Gene Zierdt**, Saratoga, CA (US); **Derek Debusschere**, Stanford, CA (US); **Imraan Aziz**, Oakland, CA (US); **Neil Goldberg**, Berkeley, CA (US)

(73) Assignee: **Novasonics, Inc.**, Mountain View, CA (US)

(**) Term: **14 Years**

(21) Appl. No.: **29/147,660**

(22) Filed: **Aug. 31, 2001**

(51) **LOC (7) Cl.** **24-01**

(52) **U.S. Cl.** **D24/187**

(58) **Field of Search** D24/187; 600/437,
600/441, 445, 446, 447, 453, 455, 456,
457

(56) **References Cited**

U.S. PATENT DOCUMENTS

D245,513 S	*	8/1977	Kopel	D24/187
4,409,982 A		10/1983	Plesset et al.	128/660
4,413,629 A	*	11/1983	Durley, III	600/453
4,517,840 A	*	5/1985	Thompson et al.	73/644
4,803,990 A		2/1989	Bonnefous et al.		

(List continued on next page.)

OTHER PUBLICATIONS

U.S. patent application Ser. No. 09/860,209, Mir Imran, Miniaturized Ultrasound Apparatus and Method, filed May 18, 2001.

U.S. patent application Ser. No. 09/872,541, Glen McLaughlin, System and Method for Phase Inversion Ultrasonic Imaging, filed May 31, 2001.

U.S. patent application Ser. No. 10/039,858, Umit Taracki, A System and Method for Acoustic Imaging at Two Focal Lengths with a Single Lens, filed Oct. 20, 2001.

U.S. patent application Ser. No. 10/039,862, Ting-Lan Ju, Simultaneous Multi-Mode and Multi-Band Ultrasonic Imaging, filed Oct. 20, 2001.

U.S. patent application Ser. No. 10/039,910, Umit Taracki, System and Method for Coupling Ultrasound Generating Elements to Circuitry, filed Oct. 20, 2001.

U.S. patent application Ser. No. 10/039,922, Xufeng Xi, Block Switching in Ultrasound Imaging, filed Oct. 20, 2001.

U.S. patent application Ser. No. 29/147,576, Ian Felix, Handheld Ultrasonic Display Device, filed Aug. 31, 2001.

U.S. patent application Ser. No. 29/148,421, Ian Felix, Handheld Ultrasonic Transducer with Curved Bulb Grip, filed Sep. 19, 2001.

U.S. patent application Ser. No. 29/148,532, Ian Felix, Handheld Ultrasonic Transducer with Bulb Grip, filed Sep. 19, 2001.

U.S. patent application Ser. No. 29/149,730, Ian Felix, Docking Station, filed Oct. 15, 2001.

Primary Examiner—Stella Reid

(74) *Attorney, Agent, or Firm*—Carr & Ferrell LLP

(57) **CLAIM**

The ornamental design for a handheld ultrasonic display device with cover, as shown and described.

DESCRIPTION

FIG. 1 is a front, left side perspective view of a handheld ultrasonic display device with cover, showing our new design, with the cover in open position;

FIG. 2 is a front, left side perspective view thereof, in partially open condition;

FIG. 3 is a front, left side perspective view thereof, in fully closed position;

FIG. 4 is a front elevational view of FIG. 1;

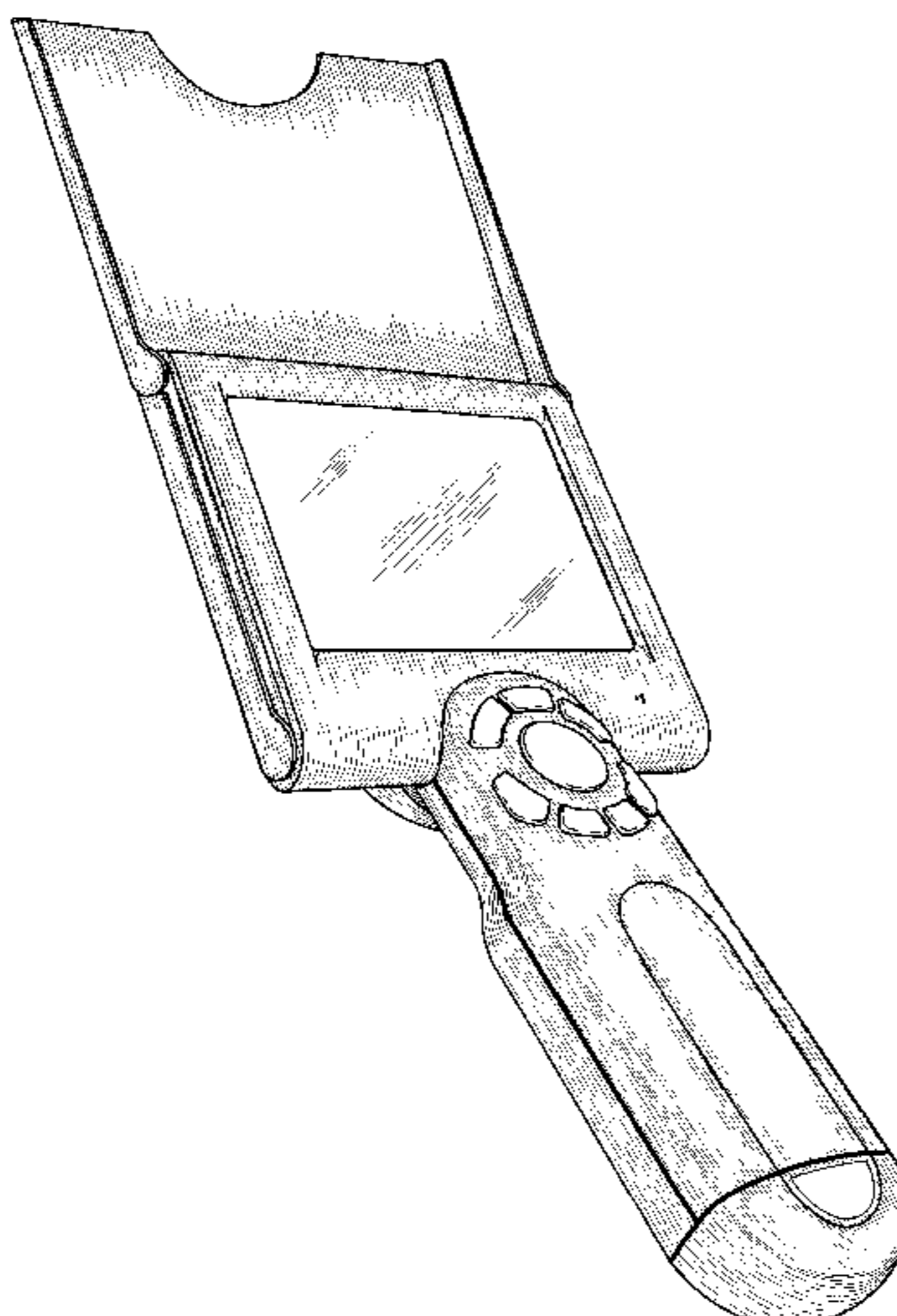
FIG. 5 is a rear elevational view of FIG. 1;

FIG. 6 is a left side elevational view of FIG. 1, the right side elevational view being a mirror image;

FIG. 7 is a top plan view of FIG. 3; and,

FIG. 8 is a bottom plan view of FIG. 3.

1 Claim, 6 Drawing Sheets



US D469,877 S

Page 2

U.S. PATENT DOCUMENTS

4,853,904 A	8/1989	Pesque	367/89	5,839,442 A	11/1998	Chiang et al.	
5,119,342 A	6/1992	Harrison, Jr. et al.	367/7	5,893,363 A	4/1999	Little et al.	600/447
5,140,558 A	8/1992	Harrison, Jr. et al.	367/7	5,897,501 A	4/1999	Wildes et al.	600/447
5,159,931 A	* 11/1992	Pini	128/660.07	5,904,652 A	5/1999	Gilbert et al.	600/447
5,278,757 A	1/1994	Hocctor et al.		5,905,692 A	5/1999	Dolazza et al.	367/123
5,291,090 A	3/1994	Dias	310/334	5,919,138 A	7/1999	Ustuner	600/443
5,295,485 A	3/1994	Shinomura et al.		5,925,967 A	7/1999	Toda	310/313 B
5,483,963 A	1/1996	Butler et al.		D412,580 S	* 8/1999	Kellstedt et al.	D24/187
5,485,842 A	* 1/1996	Quistgaard	600/443	5,957,846 A	* 9/1999	Chiang et al.	600/447
5,505,203 A	4/1996	Deitrich et al.		5,964,709 A	10/1999	Chiang et al.	600/447
5,559,301 A	9/1996	Bryan, Jr. et al.	84/653	5,970,025 A	10/1999	Cole et al.	367/138
5,633,912 A	5/1997	Tsoi	379/58	5,973,438 A	10/1999	Toda	310/313 B
D381,750 S	* 7/1997	Sasady	D24/187	D418,226 S	* 12/1999	Cody et al.	D24/187
5,667,373 A	9/1997	Wright et al.		6,055,861 A	5/2000	Banta, Jr. et al.	73/626
D387,867 S	* 12/1997	Henderson et al.	D24/187	6,063,030 A	5/2000	Vara et al.	600/437
5,699,244 A	12/1997	Clark, Jr. et al.	364/420	6,089,096 A	7/2000	Alexandru	73/626
5,722,412 A	3/1998	Pflugrath et al.		6,113,545 A	9/2000	Chiao et al.	600/447
5,740,806 A	4/1998	Miller		6,126,608 A	10/2000	Kemme et al.	600/459
5,745,716 A	4/1998	Tchao et al.	395/350	6,135,961 A	10/2000	Pflugrath et al.	600/447
5,754,179 A	5/1998	Hocker et al.	345/348	6,139,498 A	10/2000	Katsman et al.	600/443
5,774,540 A	6/1998	Davidson et al.	379/387	6,174,286 B1	1/2001	Ramamurthy et al.	600/447
5,793,701 A	8/1998	Wright et al.	367/7	6,203,498 B1	3/2001	Bunce et al.	600/446
5,805,159 A	9/1998	Bertram et al.	345/339	6,238,346 B1	5/2001	Mason	600/459
5,817,024 A	10/1998	Ogle et al.	600/447	6,251,073 B1	6/2001	Imran et al.	600/443

* cited by examiner

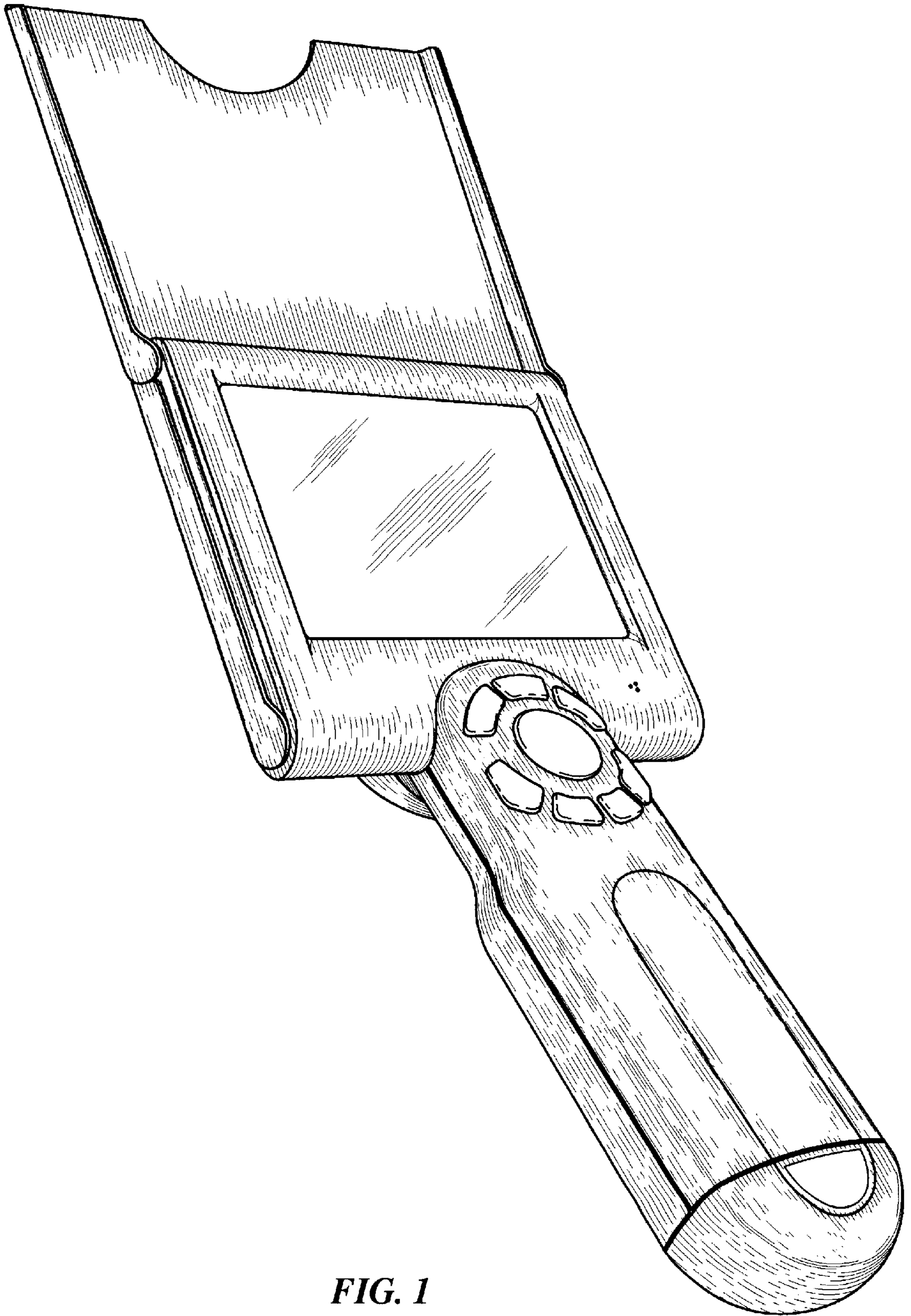


FIG. 1

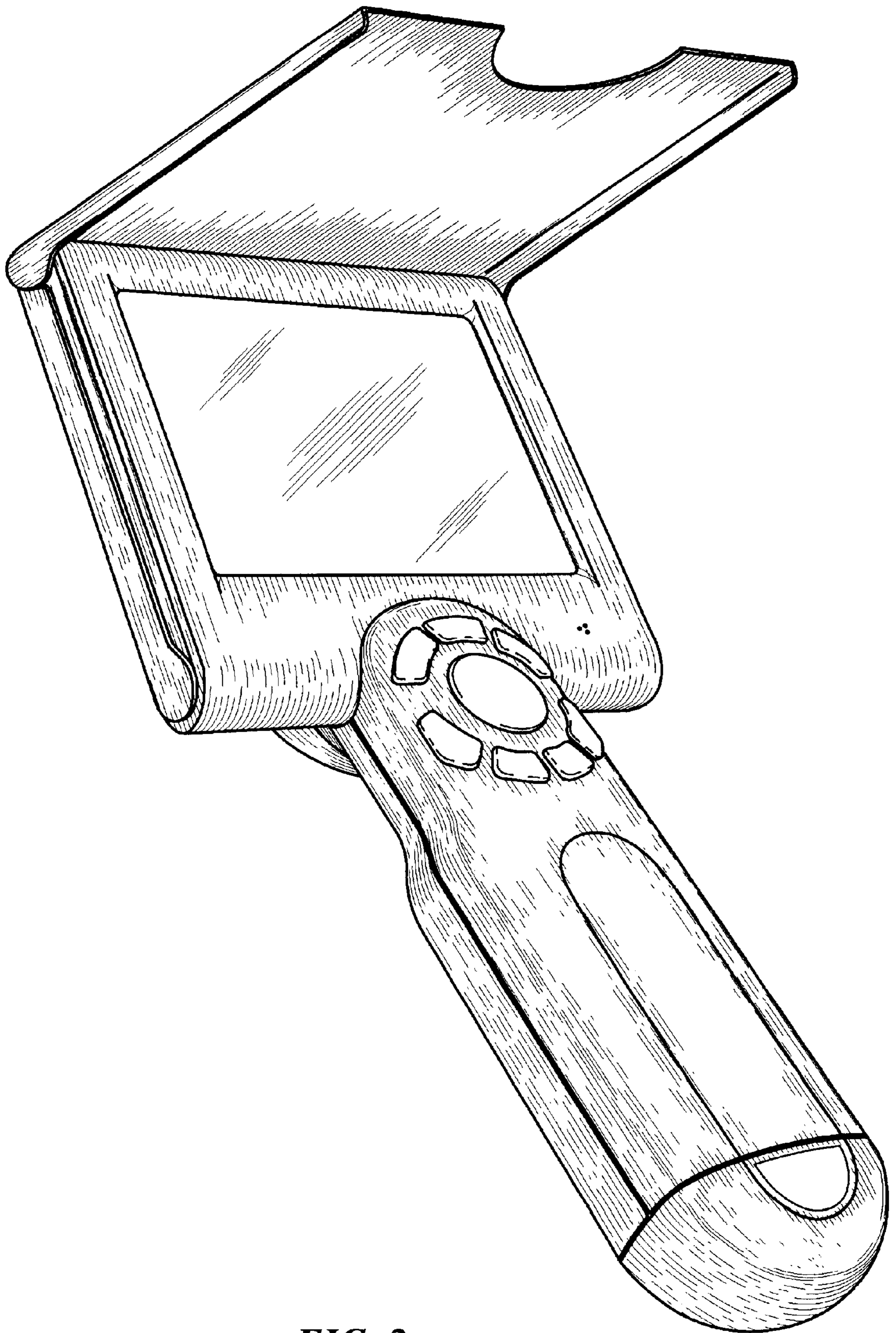


FIG. 2

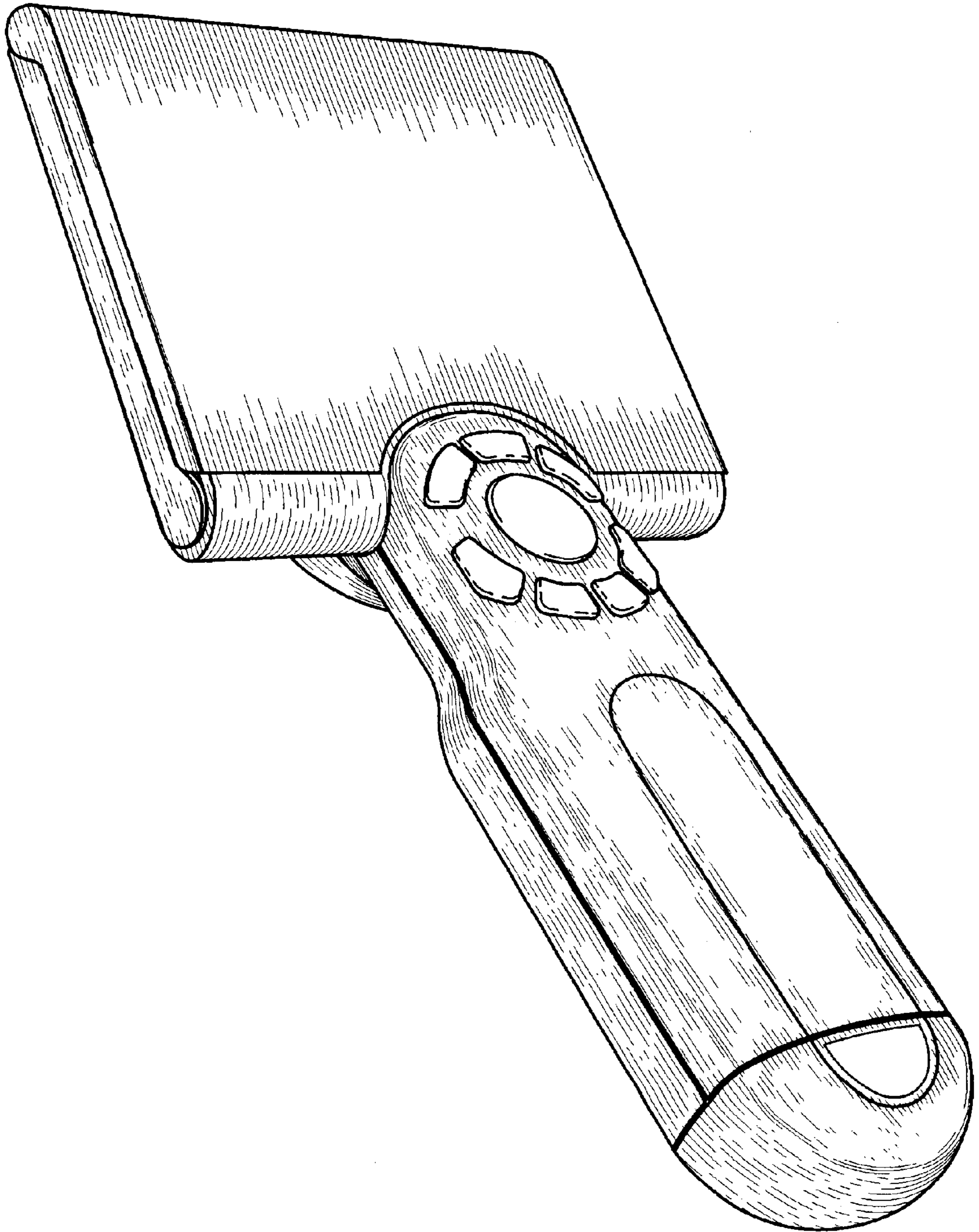


FIG. 3




FIG. 4

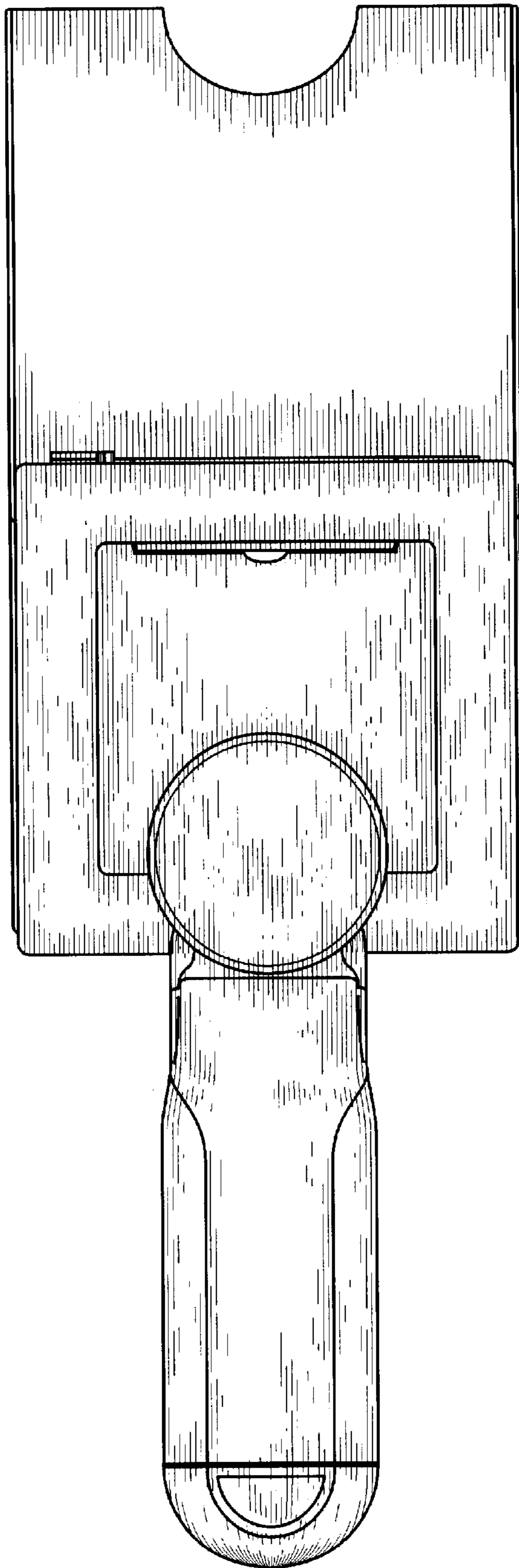


FIG. 5

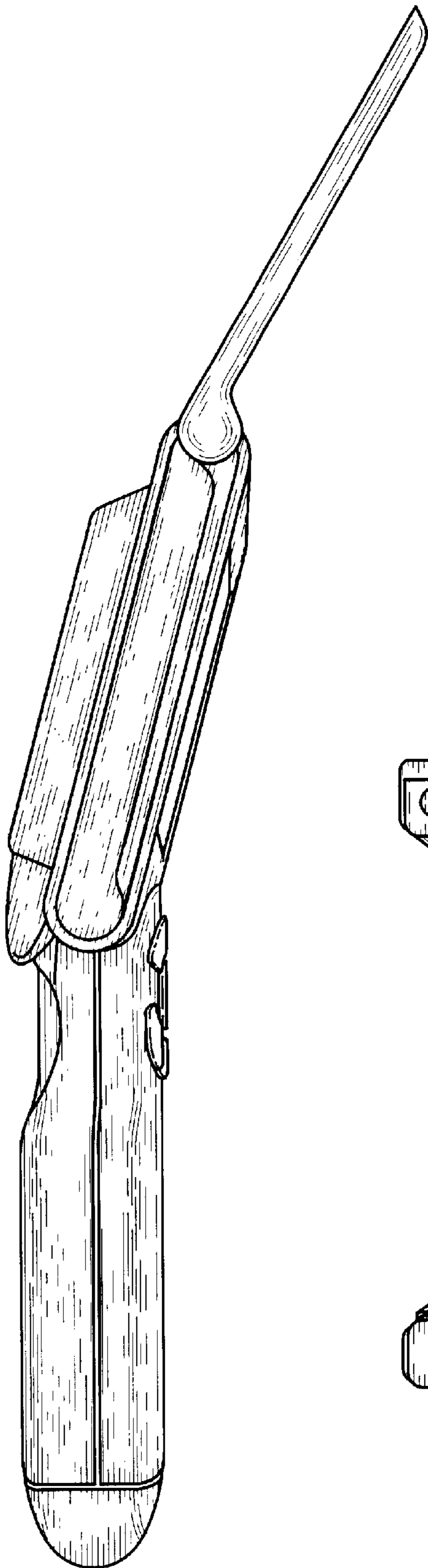


FIG. 6




FIG. 7

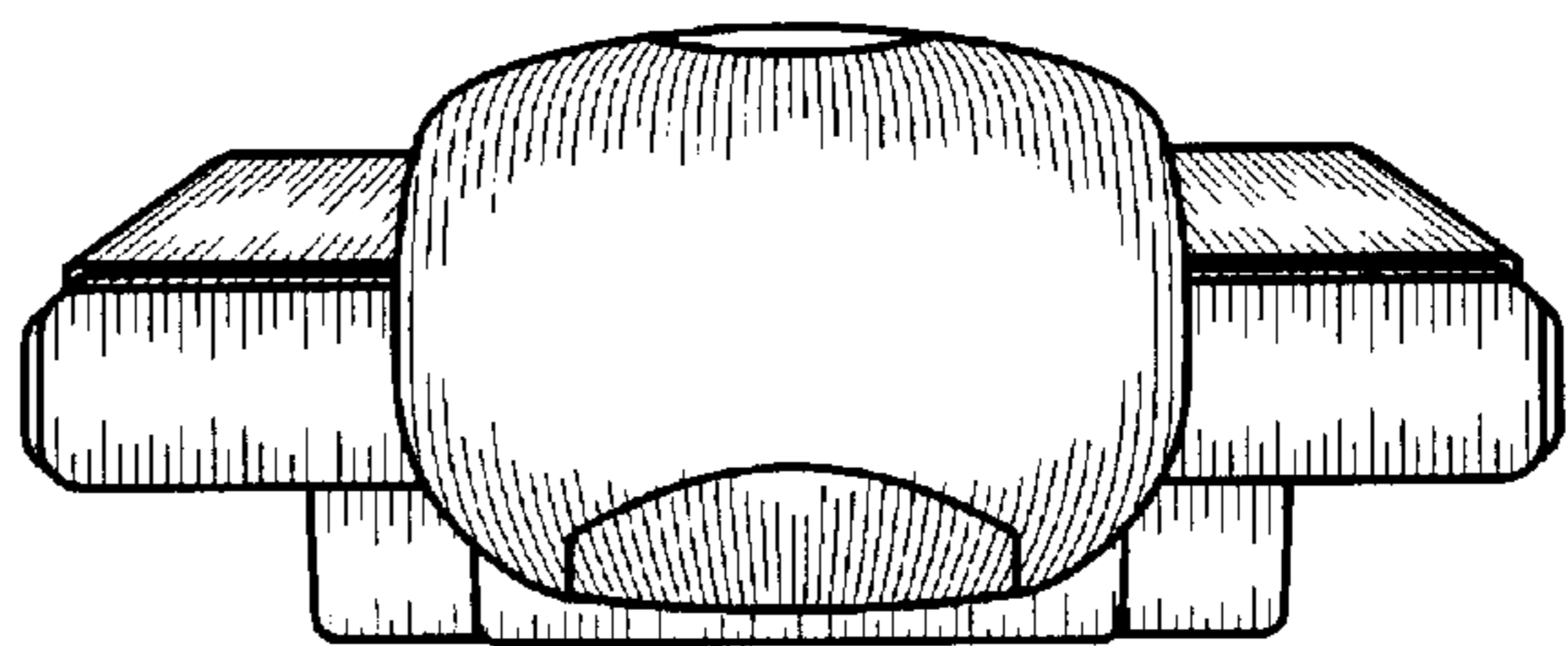


FIG. 8